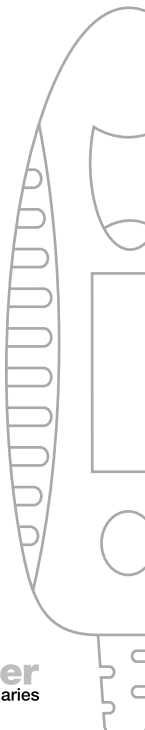


LIGHTMONKEY USER GUIDE

WEATHERPROOF
LIGHTWEIGHT
RUGGED
LIGHT



powertraveller
without boundaries

CONTENTS

- 1 x Lightmonkey unit (1)
- 1 x Magnetic holder (2)
- 1 x Rubber bracket (3)
- 1 x Black elasticated head band (4)
- 1 x DC extension cable (5)

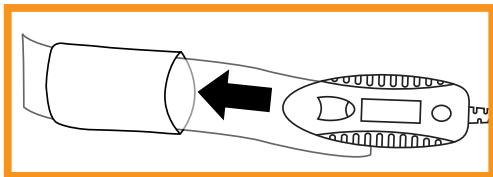
The lightmonkey is designed to work with the full Powertraveller range available at www.powertraveller.com

PERFORMANCE

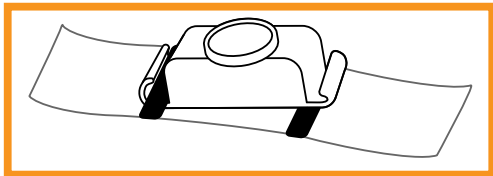
- powerchimp**
4-4.8 hours
- powermonkey classic**
7-8 hours
- powermonkey explorer**
7-8 hours
- powermonkey discovery**
15-16 hours
- powermonkey extreme**
30-33 hours




HEAD BAND



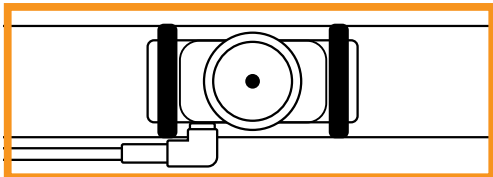
Slide the powermonkey explorer into the elastic sleeve until it is firmly secured.



Using the two elastic straps secure the lightmonkey to the head band as shown.



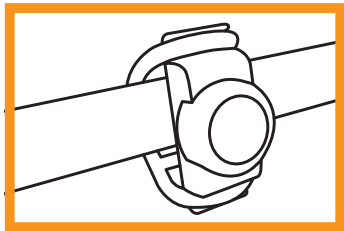
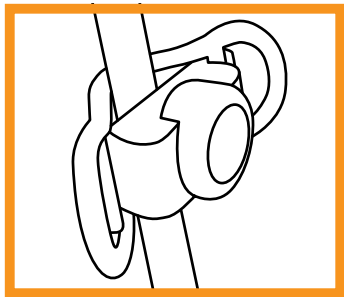
Plug in the DC extension cable to the bottom of the lightmonkey and then connect to the powermonkey explorer.



Turn the powermonkey explorer on.

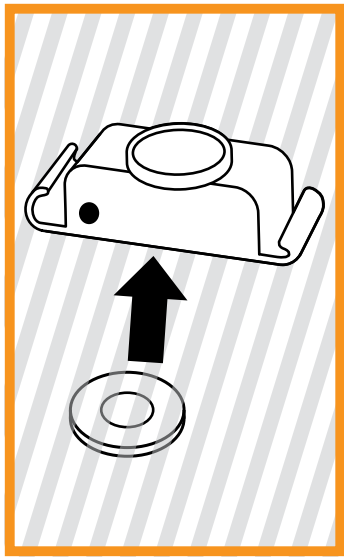
RUBBER BRACKET

The versatile rubber bracket can be used to secure the lightmonkey to **various equipment safely**. Thread the pole inbetween the lightmonkey and the rubber bracket or utilise the loops at either end of the bracket depending on the situation.



MAGNETIC HOLDER

The small magnetic holder works **through clothing and other materials like tent fabric**. Always ensure the power supply is securely fastened otherwise the light may come away from the magnetic holder.



SPECIFICATIONS

Input: 5V

Input socket: DC 3.5 x 1.1mm

Colour: Black

Power consumption: 1.0Watt

LED Luminance: 80–110 Lum

Unit Weight: 14g

Unit Dimensions: 53 x 20 x 20mm

For inquiries or more information,
kindly contact:

Earthtech Products, Inc.

10A Merrick Avenue

Merrick, NY 11566

Tel: 1-877-548-3387

Fax: 1-877-548-3387

<http://www.earthtechproducts.com/>



Designed and developed in
the UK



Engineered and made in China



RoHS

