

# 3" Square LED Baffle Insert

ELCO Lighting's inserts are engineered with energy-efficient LED technology that produces even illumination with an incredible 93+ CRI. Designed to be used for New Construction, Remodel, and Retrofit applications, these inserts are rated for a life of 50,000 hours, and meet the Title 24 and Energy Star requirements. Suitable for IC and Non-IC housings manufactured by ELCO or others.



## Features

- Fits ELCO 3" Dedicated LED Recessed Housings for New Construction and Remodel.
- Soft white lens provides smooth lumen distribution and eliminates LED pixelation.
- Deep set LED trim reduces glare while providing area illumination.
- Diecast construction provides lasting durability.
- Energy Star Certified
- Title 24 JA8-2019 Compliant
- Life Span of 50,000 hours L70.

## Specifications

<b>Wattage</b>	9W
<b>Lumens</b>	620 lm
<b>Voltage</b>	120V
<b>Color Temp.</b>	2700K
<b>Dimmable</b>	Triac/ELV
<b>Lamp Type</b>	LED
<b>Beam Angle</b>	90°
<b>CRI</b>	93+
<b>Wet Location</b>	Listed

## Options



White



Bronze

## Technical Details

**Optics:** Frosted polycarbonate lens diffuses light evenly throughout while reducing glare with LED Array technology.

**Construction:** For use in IC and non-IC housings. Diecast construction for lasting quality and greater heat dissipation. High quality powder coat finish preventing rust and paint cracking.

**Installation:** Quick connect for use with ELCO housings EL390ICA, EL390RICA, EL39FICA.

**Electrical:** Driver connects to 120V power supply. High Efficiency driver with a power factor > 0.9.

### LED Technology:

- Extremely accurate color rendering with 93+ CRI.
- Lumen Maintenance of 50,000 hours L70 life based on LM80 standardized test results.
- Superior Thermal Management by utilizing integral heat sink.
- Instant On to Full Brightness.
- No LED pixelation.

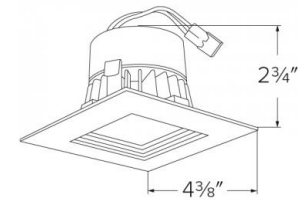
**Dimmability:** Works with 120V Triac and ELV type dimmers. Dims down to 10%. For full list of dimmers refer to the Dimmer Compatibility List.

### Listings:

- UL Listed for Wet Location
- RoHS Compliant
- ENERGY STAR® Certified
- Title 24 JA8-2019 Compliant

**Warranty:** ELCO Products are built to last with a 5-year Limited Warranty.

## Dimensions



## Product Number

Item	Lamp type	Lumens	CCT	Watts	Voltage	Dimming	Beam Angle	Finish
EL33127W	LED	620 lm	2700K	9W	120V	Triac/ELV	90°	White

# Product Number Builder

Example: **EL33127W**

---

ELCO 3" Square Insert

**EL331**

Color Temp.

Finish

**27** 2700K (White Only)

**30** 3000K

**CT3** 2700K, 3000K, 3500K

**W** White

**BZ** Bronze (3000K Only)

# Compatible Products

For use with 3" LED inserts

## 3" Dedicated LED ICA Housings



3" ICA Maximum Adjustability Housing  
**New Construction**

CAT NO.	SPECIFICATIONS
EL386ICA	Maximum Adjustability



3" ICA Housing  
**New Construction**

CAT NO.	SPECIFICATIONS
EL390ICA	
EL390ICA-7	277V
EL390ICA-EM5	Emergency Battery Back-up (90 minutes)



3" ICA Housing  
**Remodel**

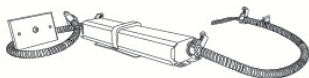
CAT NO.	SPECIFICATIONS
EL390RICA	



2-Hour Fire Rated 3" ICA Housing  
**New Construction**

CAT NO.	SPECIFICATIONS
EL39FICA	7 1/2" Height - Sound Rated
EL39FICA-7	277V

## 3" Accessories



**Emergency Battery Backup**

CAT NO.	SPECIFICATIONS
KEM-LD5	8W, 120/277V



**Fire Cover**

CAT NO.	SPECIFICATIONS
FIRECVR	9 3/4" H x 17" O.D.



**Fire Enclosure**

CAT NO.	SPECIFICATIONS
FIREENCL	20 3/8" L x 14 3/8" W
FIREENCL-S	Shallow, 16" L x 14 3/8" W



**Mica Fire Tape**

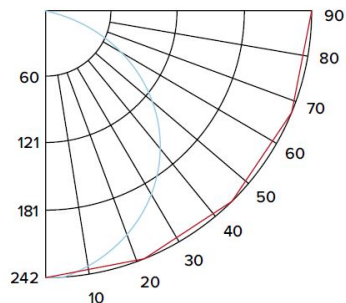
CAT NO.	SPECIFICATIONS
FIRETAPE	3/4" W x 16' L

# LED Baffle Insert

Multiplier: 2700K (x 0.96)

## PHOTOMETRIC REPORT

Product #: EL33130  
 Wattage/Lumens: 8.8W/ 467 Lm  
 Luminaire LPW: 53 Lm/W



## CANDLE POWER SUMMARY

Degrees Vertical	0°
0	241
5	239
15	226
25	200
35	159
45	109
55	62
65	28
75	9
85	0.54
90	0

## ILLUMINANCE AT A DISTANCE

Distance to Target Plane	Footcandles Beam Center	Beam Diameter
4'	15.1	7.4'
6'	6.69	11.1'
8'	3.76	14.7'
10'	2.41	18.4'

## ZONAL LUMEN SUMMARY

Zone	Lumens	% Luminaire
0-30°	179.35	38.40
0-40°	281.26	60.20
0-60°	427.17	91.50
0-90°	466.93	100.00