

# 4" Round LED Reflector Insert

ELCO Lighting's inserts are engineered with energy-efficient LED technology that produces even illumination with an incredible 93+ CRI. Designed to be used for New Construction, Remodel, and Retrofit applications, these inserts are rated for a life of 50,000 hours, and meet the Title 24 and Energy Star requirements. Suitable for IC and Non-IC housings manufactured by ELCO or others.



## Features

- Fits ELCO 4" Dedicated LED Recessed Housings, Regular and Shallow.
- Soft white lens provides smooth lumen distribution and eliminates LED pixelation.
- Deep set LED trim reduces glare while providing area illumination.
- Medium Base Adapter (PSA30) included.
- Energy Star Certified.
- Title 24 JA8-2019 Compliant.
- Life Span of 50,000 hours L70.

## Specifications

<b>Wattage</b>	11W
<b>Lumens</b>	740 lm
<b>Voltage</b>	120V
<b>Color Temp.</b>	2700K
<b>Dimmable</b>	Triac/ELV
<b>Lamp Type</b>	LED
<b>Beam Angle</b>	90°
<b>CRI</b>	93+
<b>Wet Location</b>	Listed

## Options

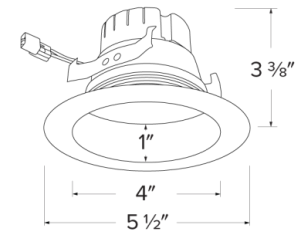


White



Bronze

## Dimensions



## Technical Details

**Optics:** Frosted polycarbonate lens diffuses light evenly throughout while reducing glare with LED Array technology.

**Construction:** For use in IC and non-IC housings. Spun Aluminum for greater heat dissipation. High quality powder coat finish preventing rust and paint cracking.

**Installation:** Includes PSA30 medium base adapter for retrofitting existing housings. Quick connect for use with ELCO housings EL490ICA, EL490RICA, EL492ICA, EL492RICA, EL49FICA, PSA30 (Medium Base Socket adapter) allows for use with EL99ICA, EL99RICA, EL99FICA, EL99A, EL99RA. PSA31 (GU10 Socket Adapter, not included) allows for use with EL49ICA, EL49A, EL49RA. PSA35 (GU24 Socket Adapter, not included) allows for use with EL99ICA-G24, EL99RICA-G24. Can be used in IC and non-IC housings.

**Electrical:** Driver connects to 120V power supply. High Efficiency driver with a power factor > 0.9. Start time of less than .75 seconds.

**LED Technology:** Extremely accurate color rendering with 93+ CRI. Lumen Maintenance of 50,000 hours L70 Life based on LM80 standardized test results. Superior Thermal Management by utilizing integral heat sink. Instant On to Full Brightness. No LED pixelation.

**Dimmability:** Works with 120V Triac and ELV type dimmers. Dims down to 10%. For full list of dimmers refer to the Dimmer Compatibility List. Industry leading dimming. Dims smoothly with no hot spots or flickering.

**Listings:** UL Listed for Wet Location. RoHS Compliant. ENERGY STAR® Certified. Title 24 JA8-2019 Compliant

**Warranty:** ELCO Products are built to last with a 5-year Limited Warranty.

## Product Number

Item	Lamp type	Lumens	CCT	Watts	Voltage	Dimming	Beam Angle	Finish
EL41527W	LED	740 lm	2700K	11W	120V	Triac/ELV	90°	White

# Product Number Builder

Example: **EL41527W**

---

ELCO 4" LED Reflector Insert

**EL415**

Color Temp.

Finish

**27** 2700K

**30** 3000K

**35** 3500K

**40** 4000K (White Only)

**50** 5000K (White Only)

**W** White

**BZ** Bronze

# Compatible Products

For use with 4" LED inserts

## 4" Dedicated LED ICA Housings



4" ICA Housing  
New Construction



4" ICA Housing  
Remodel



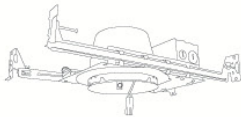
2-Hour Fire Rated 3" ICA Housing  
New Construction

CAT NO.	SPECIFICATIONS
EL490ICA	
EL490ICA-7	277V
EL490ICA-EM5	Emergency Battery Back-up (90 minutes)

CAT NO.	SPECIFICATIONS
EL490RICA	5 1/2" Height

CAT NO.	SPECIFICATIONS
EL49FICA	7 1/2" Height - Sound Rated
EL49FICA-7	277V

## 4" Shallow Dedicated LED IC Housings



4" LED Shallow Housing  
New Construction

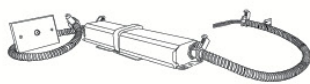


4" LED Shallow Housing  
Remodel

CAT NO.	SPECIFICATIONS
EL492ICA	14W MAX. 3 1/2" Height
EL492ICA-7	277V

CAT NO.	SPECIFICATIONS
EL492RICA	14W MAX. 3 1/2" Height

## 4" Accessories



Emergency Battery Backup



Fire Cover



Fire Enclosure

CAT NO.	SPECIFICATIONS
KEM-LD5	8W, 120/277V

CAT NO.	SPECIFICATIONS
FIRECVR	9 3/4" H x 17" O.D.

CAT NO.	SPECIFICATIONS
FIREENCL	20 3/8" L x 14 3/8" W
FIREENCL-S	Shallow, 16" L x 14 3/8" W



Mica Fire Tape



Socket Adapter



Socket Adapter

CAT NO.	SPECIFICATIONS
FIRETAPE	3/4" W x 16' L

CAT NO.	SPECIFICATIONS
PSA30	Medium Base Connector

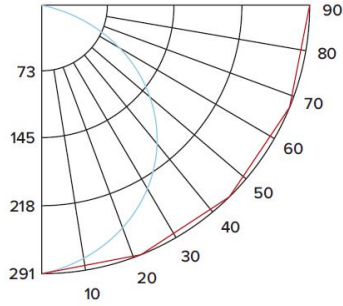
CAT NO.	SPECIFICATIONS
PSA31	GU10 to ideal terminal connector

# LED Reflector Insert

Multiplier: 2700K (x 0.96), 3500K (x 1.04), 4000K (x 1.08), 5000K (x 1.12)

## PHOTOMETRIC REPORT

Product #: EL41530  
 Wattage/Lumens: 10.2W/ 725 Lm  
 Luminaire LPW: 71 Lm/W



## CANDLE POWER SUMMARY

Degrees Vertical	0°
0	290
5	287
15	273
25	249
35	212
45	167
55	117
65	66
75	20
85	2.04
90	0

## ILLUMINANCE AT A DISTANCE

Distance to Target Plane	Footcandles Beam Center	Beam Diameter
4'	18.1	10.1'
6'	8.06	15.2'
8'	4.53	20.3'
10'	2.90	25.4'

## ZONAL LUMEN SUMMARY

Zone	Lumens	% Luminaire
0-30°	223.37	30.80
0-40°	361.81	49.90
0-60°	613.63	84.60
0-90°	725.45	100