


# 6" Sloped Regressed Eyeball Reflector Trim



## Features

- Sloped Reflector with Regressed Eyeball.
- Lamp: 75W MAX. PAR30 or R30 or LED.
- O.D.: 8".

## Technical Details

### Construction:

- Meticulously manufactured trim with a powder coated or anodized finish.
- Integral gimbal ring holds lamp and allows for 30° internal adjustability while keeping a flush look on the ceiling.

**Installation:** Clips securely mount trim into the housing and keeps ring flush with ceiling.

**Compatible Housings:** EL936ICA, EL918ICA, EL918RICA, EL900HT, EL900RT.

**Lamp:** Compatible with Medium base (E26) PAR type.

## Options



Clear w/White Ring



All White

## Product Number

Item	Finish
EL619WW	All White

## Product Number Builder Example: EL619WW

6" Sloped Reflector with Regressed Eyeball

Finish

EL619

WW All White

CW Clear w/White Ring

## Product Custom Image

# Compatible Products

For use with **6" Sloped Trims**

---

## 6" E26 Base Sloped Ceiling Housings



6" E26 Medium Base Sloped Housing  
**New Construction**

CAT NO.	SPECIFICATIONS
EL936ICA	90W Max.



6" E26 Medium Base Sloped Housing  
**New Construction**

CAT NO.	SPECIFICATIONS
EL918ICA	75W Max.

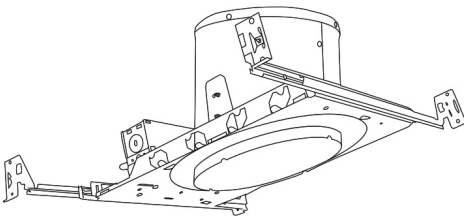


6" E26 Medium Base Sloped Housing  
**Remodel**

CAT NO.	SPECIFICATIONS
EL918RICA	75W Max.

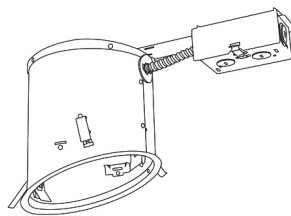
---

## 6" E26 Base Sloped Ceiling Non-IC Housings



6" E26 Medium Base Sloped Housing  
**Remodel**

CAT NO.	SPECIFICATIONS
EL900HT	150W Max.



6" E26 Medium Base Sloped Housing  
**Remodel**

CAT NO.	SPECIFICATIONS
EL900RT	150W Max.