

4" 0-10V LED Adjustable Gimbal Insert

The Ply System 0-10V dimmable LED Inserts are engineered with energy-efficient LED technology and with a 120/277V 0-10V dimmable driver for a budget friendly 0-10V solution. Designed to be used for New Construction, Remodel with ELCO Ply System Housings or as a retrofit with existing housings.



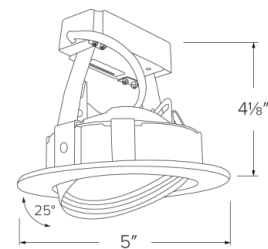
Features

- 0-10V/Triac/ELV Dimmable
- 120/277V Driver
- Compatible with EL490 Family (not for use in shallow housings)
- Die-Cast construction provides lasting durability.
- 25° Tilt.
- Energy Star Certified
- Title 24 JA8-2019 Compliant
- Life Span of 50,000 hours L70.

Specifications

Wattage	10.5W
Lumens	650 lm - 710 lm
Voltage	120/277V
Color Temp.	2700K - 3500K
Dimmable	Triac/ELV/0-10V
Lamp Type	LED
Beam Angle	60°

Dimensions



Technical Details

Optics: Frosted polycarbonate lens diffuses light evenly throughout while reducing glare with LED Array technology.

Construction: For use in IC and Non-IC Housings. Diecast construction for lasting quality and greater heat dissipation. High quality powder coat finish preventing rust and paint cracking.

Installation: Quick connect for use with EL49FICDXA, EL49FICDXA-B, EL490ICDXA, EL490ICDXA-B and EL490RICDXA.

Electrical: Driver connects to 120/277V power supply. High Efficiency driver with a power factor > 0.9.

LED Technology:

- Extremely accurate color rendering with 93+ CRI.
- Lumen Maintenance of 50,000 hours L70 Life based on LM80 standardized test results.
- Superior Thermal Management by utilizing integral heat sink.
- Instant On to Full Brightness.
- No LED pixelation.

Dimmability: Works with Triac/ELV/ 0-10V dimmers . Dims down to 10%. For full list of dimmers refer to the Dimmer Compatibility List.

Listings: UL Listed for Damp Location. RoHS Compliant. ENERGY STAR® Certified. Energy Star Certified. Title 24 JA8-2019 Compliant.

Warranty: ELCO Products are built to last with a 5-year Limited Warranty.

Product Numbers

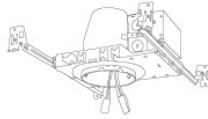
Item	Lamp type	Lumens	CCT	Watts	Voltage	Dimming	Beam Angle	Finish
EL41427DXW	LED	650 lm	2700K	10.5W	120/277V	Triac/ELV/0-10V	60°	White
EL41430DXW	LED	680 lm	3000K	10.5W	120/277V	Triac/ELV/0-10V	60°	White
EL41430DXB	LED	680 lm	3000K	10.5W	120/277V	Triac/ELV/0-10V	60°	Black
EL41435DXW	LED	710 lm	3500K	10.5W	120/277V	Triac/ELV/0-10V	60°	White

Compatible Products

For use with 4" 0-10V Adjustable LED Inserts



4" 0-10V Dedicated LED Housings



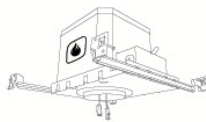
4" 0-10V Dedicated LED Housing
New Construction

CAT NO.	SPECIFICATIONS
EL490ICDXA	14W, 120/277V
EL490ICDXA-EM5	Emergency Back-Up



4" 0-10V Dedicated LED Housing
New Construction

CAT NO.	SPECIFICATIONS
EL490RICDXA	14W, 120/277V



2-Hour Fire Rated 4" 0-10V Dedicated LED Housing
New Construction

CAT NO.	SPECIFICATIONS
EL49FICDXA	7 3/4" Height - 14W, 120/277V