

4" Square LED Adjustable Pull-Down Insert

ELCO Lighting's inserts are engineered with energy-efficient LED technology that produces even illumination with an incredible 93+ CRI. Designed to be used for New Construction, Remodel, and Retrofit applications, these inserts are rated for a life of 50,000 hours, and meet the Title 24 and Energy Star requirements. Suitable for IC and Non-IC housings manufactured by ELCO or others.



Features

- Functions as downlight, wall wash or accent light.
- Great for lighting up artwork and spotlighting.
- Fits ELCO 4" Dedicated LED Recessed Housings.
- Includes Medium Base Adapter for retrofitting existing E26 Base housings.
- Die-Cast construction provides lasting durability.
- Interchangeable lenses available for multiple beam angles 38° installed, 20° and 60° Field Changeable optics sold separately.
- Provides maximum adjustability of 88° tilt, 356° rotation.
- Energy Star Certified.
- Title 24 JA8-2019 Compliant.
- Life Span of 50,000 hours L70.

Specifications

Wattage	12.6W
Lumens	800 lm - 840 lm
Voltage	120V
Color Temp.	2700K - 3000K
Dimmable	Triac/ELV
Lamp Type	LED
Beam Angle	36°
CRI	93+
Damp Location	Listed

Options



Technical Details

Optics: Frosted polycarbonate lens diffuses light evenly throughout while reducing glare with LED Array technology.

Construction: For use in IC and non-IC housings. Diecast construction for lasting quality and greater heat dissipation. High quality powder coat finish preventing rust and paint cracking.

Installation: Includes PSA30 medium base adapter for retrofitting existing housings. Quick connect for use with ELCO housings EL490ICA, EL490RICA, EL49FICA. PSA30 (Medium Base Socket adapter) allows for use with EL99ICA, EL99RICA, EL99FICA, EL99A, EL99RA. PSA31 (GU10 Socket Adapter, not included) allows for use with EL49ICA, EL49A, EL49RA. PSA35 (GU24 Socket Adapter, not included) allows for use with EL99ICA-G24, EL99RICA-G24. Can be used in IC and non-IC housings.

Electrical: Driver connects to 120V power supply. High Efficiency driver with a power factor > 0.9. Ambient operating temperature -40°F (-40°C) to 104°F (40°C). Input wattage of 14W. Start time of less than .75 seconds.

LED Technology:

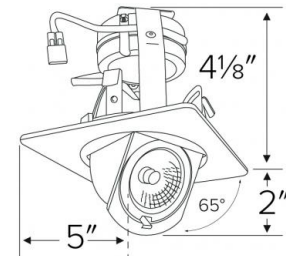
- Extremely accurate color rendering with 93+ CRI.
- Lumen Maintenance of 50,000 hours L70 Life based on LM80 standardized test results.
- Superior Thermal Management by utilizing integral heat sink.
- Instant On to Full Brightness.
- No LED pixelation.

Dimmability: Works with 120V Triac and ELV type dimmers. Dims down to 10%. For full list of dimmers refer to the Dimmer Compatibility List.

Listings:

- UL Listed for Damp Location.
- RoHS Compliant.

Dimensions



Product Numbers

Item	Lamp type	Lumens	CCT	Watts	Voltage	Dimming	Beam Angle	Finish
EL44727B	LED	800 lm	2700K	12.6W	120V	Triac/ELV	36°	Black
EL44730B	LED	840 lm	3000K	12.6W	120V	Triac/ELV	36°	Black
EL44727BZ	LED	800 lm	2700K	12.6W	120V	Triac/ELV	36°	Bronze
EL44730BZ	LED	840 lm	3000K	12.6W	120V	Triac/ELV	36°	Bronze
EL44727W	LED	800 lm	2700K	12.6W	120V	Triac/ELV	36°	White
EL44730W	LED	840 lm	3000K	12.6W	120V	Triac/ELV	36°	White

- ENERGY STAR® Certified.
- Title 24 JA8-2019 Compliant.

Warranty: ELCO Products are built to last with a 5-year Limited Warranty.


Product Number Builder Example: EL44727B

ELCO 4" Pull-Down LED Insert	Color Temp.	Finish
<input type="text" value="EL447"/>	<input type="text"/>	<input type="text"/>
	27 2700K 30 3000K	W All White B All Black BZ All Bronze

Compatible Products

For use with 4" LED inserts

4" Dedicated LED ICA Housings



4" ICA Housing
New Construction



4" ICA Housing
Remodel



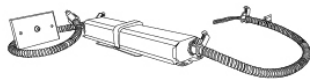
2-Hour Fire Rated ICA Housing
New Construction

CAT NO.	SPECIFICATIONS
EL490ICA	
EL490ICA-7	277V
EL490ICA-EM5	Emergency Battery Back-up (90 minutes)

CAT NO.	SPECIFICATIONS
EL490RICA	5 1/2" Height

CAT NO.	SPECIFICATIONS
EL48FICA	6 7/8" Height - 120/277V

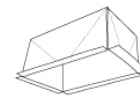
4" Accessories



Emergency Battery Backup



Fire Cover



Fire Enclosure

CAT NO.	SPECIFICATIONS
KEM-LD5	8W, 120/277V

CAT NO.	SPECIFICATIONS
FIRECVR	9 3/4" H x 17" O.D.

CAT NO.	SPECIFICATIONS
FIREENCL	20 3/8" L x 14 3/8" W
FIREENCL-S	Shallow, 16" L x 14 3/8" W



Mica Fire Tape



Socket Adapter



Socket Adapter

CAT NO.	SPECIFICATIONS
FIRETAPE	3/4" W x 16' L

CAT NO.	SPECIFICATIONS
PSA30	Medium Base Connector

CAT NO.	SPECIFICATIONS
PSA31	GU10 to ideal terminal connector