

Flexa™ 6" Adjustable Round Reflector Trim for Koto™ Module



Mix and match any ring finish with any reflector finish

Features

- 2 Piece Flexa™ trims for maximum design flexibility.
- Convenient twist-lock design for ease of installation.
- Diecast construction for lasting quality.
- O.D.: 7 3/8".

Technical Details

Construction: Precisely spun aluminum reflector with a powder-coated finish.

Installation: Twist-on design allows for easy mounting onto the Koto™ LED Module. Clips securely mount trim into the housing and keeps ring flush with ceiling.

Compatible Module: Koto™ LED Modules (ELK07, ELK09, ELK19, ELK21 Series)

Options



All White



Black with White Ring



All Bronze



Chrome with White Ring

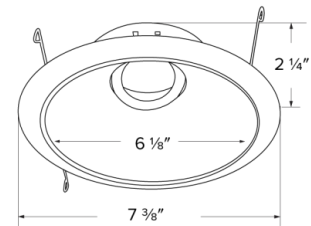


Haze with White Ring

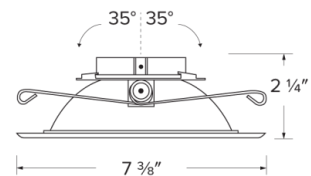


All Black

Dimensions



Side View



Product Number

Item

Finish

ELK629BZBZ

All Bronze

Product Number Builder

Example: ELK629WW

Flexa™ 6" Adjustable Round Reflector

Reflector Finish

Ring Finish

ELK629

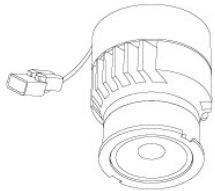
W White
B Black
BZ Bronze
C Chrome
H Haze

W White
BZ Bronze
B Black

Compatible Products

For use with 6" Koto™ Twist-&-Lock Trims

Koto™ LED Module



Koto™ LED Module
ELK07 - ELK09

PRODUCT NUMBER BUILDER					
Koto™ LED Module	Lumens	Color Temperature	Beam Angle		
ELK					
07	750 lm	27 2700K	(blank) 38° lens (Standard)		
09	950 lm	30 3000K	-S 18° lens		
		35 3500K	-N 25° lens		
		40 4000K	-W 60° lens		
		SD Sunset Dimming (ELK09 Only)	-FC 18° - 50° Adjustable (ELK07 Only)		

ACCESSORIES



Lens

- EP731C** 18° Lens
 - EP732C** 25° Lens
 - EP733C** 38° Lens
 - EP734C** 60° Lens
- *EP732C, EP733C, EP734C Included



Reflectors

- EP735C** 15°
- EP736C** 25°
- EP737C** 38°
- EP738C** 60°



Secondary Optics

- L45** Hex Louver
- L46** Linear Lens
- L47** Spread Louver
- L49** Frosted Lens
- L50** Color Shifter

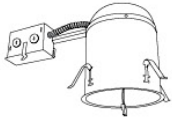
Koto™ LED Module with 5-CCT Switch

Product Number
ELK08CT5

6" Koto™ Dedicated LED ICA Housing



6" Standard ICA Housing
New Construction



6" Standard Remodel ICA Housing
Remodel



2-Hour Fire Rated 6" ICA Housing
New Construction

CAT NO.	SPECIFICATIONS
EL770ICA	7 1/2" Height
EL760ICA	5 1/2" Height, Shallow

CAT NO.	SPECIFICATIONS
EL770RICA	7 1/2" Height
EL760RICA	5 1/2" Height, Shallow

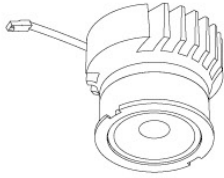
CAT NO.	SPECIFICATIONS
EL76FICA	7 3/4" Height - Sound Rated
EL75FICAS	6 3/16" Height, Shallow

Compatible Products



For use with 6" Koto™ Twist-&-Lock Trims

Koto™ Architectural LED Light Engine

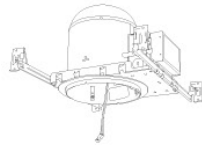


Koto™ LED Light Engine
ELK19 - ELK21

PRODUCT NUMBER BUILDER			
Koto™ LED Light Engine	Lumens	Color Temperature	Beam Angle
ELK			
19	750 - 850 lm	27D 2700K	(blank) 38° lens (Standard)
21	1100 - 1500 lm	30D 3000K	-S 18° lens
		35D 3500K	-N 25° lens
		40D 4000K	-W 60° lens
		SD Sunset Dimming (ELK19 Only)	-FC 18° - 50° Adjustable (ELK21 Only)

ACCESSORIES			
	Lens		
EP731C	18° Lens	EP735C	15° Reflector
EP732C	25° Lens	EP736C	25° Reflector
EP733C	38° Lens	EP737C	38° Reflector
EP734C	60° Lens	EP738C	60° Reflector
<small>*EP732C, EP733C, EP734C Included</small>			
	Secondary Optics		
L45	Hex Louver		
L46	Linear Lens		
L47	Spread Louver		
L49	Frosted Lens		
L50	Color Shifter		

6" Koto™ Dedicated LED ICA Housings



6" Koto™ Maximum Adjustability ICA Housing
New Construction

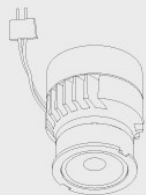


6" Maximum Adjustability High Lumen ICA Housing
Double Wall

CAT NO.	SPECIFICATIONS
E6LK37ICA	7 1/2" Height, Triac/ELV, 850 (ELK19) - 1100 (ELK21) lm
E6LK38ICAD	7 1/2" Height, 0-10V/Triac/ELV, 850 (ELK19) - 1100 (ELK21) lm

CAT NO.	SPECIFICATIONS
E6LK43ICA	7 1/4" Height, 120V, Triac/ELV, 1250 lm
E6LK44ICAD	7 1/4" Height, 120/277V, 0-10V/Triac/ELV, 1250 lm
E6LK56ICA	7 1/4" Height, 120V, Triac/ELV, 1500 lm
E6LK57ICAD	7 1/4" Height, 120/277V, 0-10V/Triac/ELV, 1500 lm

12V AC Retrofit Koto™ LED Module



12V AC Retrofit Koto™ LED Module
ELK08

PRODUCT NUMBER BUILDER			
Koto™ LED Module	Lumens	Color Temperature	Voltage
ELK			
08	800 lm	27 2700K	-12 12V AC
		30 3000K	
		SD Sunset Dimming	

ACCESSORIES			
	Lens		
EP731C	18° Lens	EP735C	15° Reflector
EP732C	25° Lens	EP736C	25° Reflector
EP733C	38° Lens	EP737C	38° Reflector
EP734C	60° Lens	EP738C	60° Reflector
<small>*EP732C, EP733C, EP734C Included</small>			
	Secondary Optics		
L45	Hex Louver		
L46	Linear Lens		
L47	Spread Louver		
L49	Frosted Lens		
L50	Color Shifter		