

Flexa™ 6" Round Reflector for Koto™ Module

Mix and match any ring finish with any reflector finish



Features

- 2 Piece Flexa™ trims for maximum design flexibility.
- Convenient twist-lock design for ease of installation.
- Diecast construction for lasting quality.
- 7 3/8" O.D. - 2 1/4" H

Technical Details

Construction: Diecast aluminum with a powder coated finish.

Installation: Twist-lock design allows for easy mounting onto the Koto™ LED Module. Clips securely mount trim into the housing and keeps ring flush with ceiling.

Compatible Module: Koto™ LED Modules (ELK07 & ELK09 Series)

Lamp: Koto™ LED Module.

Options



All White



All Black



All Bronze



Black Reflector w/White Ring



All Chrome



Chrome Reflector w/White Ring

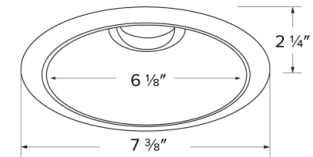


Chrome Reflector w/Nickel Ring



Haze Reflector w/White Ring

Dimensions



Product Number

Item	Finish
ELK610CC	All Chrome

Product Number Builder Example: ELK610WW

6" Koto™ Flexa™ Trim

Reflector Finish

Ring Finish

ELK610

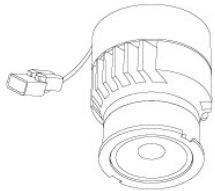
W White
B Black
BZ Bronze
C Chrome
H Haze

W White
B Black
BZ Bronze
C Chrome
N Nickel

Compatible Products

For use with 6" Koto™ Twist-&-Lock Trims

Koto™ LED Module



Koto™ LED Module
ELK07 - ELK09

PRODUCT NUMBER BUILDER			
Koto™ LED Module	Lumens	Color Temperature	Beam Angle
ELK			
07	750 lm	27 2700K	(blank) 38° lens (Standard)
09	950 lm	30 3000K	-S 18° lens
		35 3500K	-N 25° lens
		40 4000K	-W 60° lens
		SD Sunset Dimming (ELK09 Only)	-FC 18° - 50° Adjustable (ELK07 Only)

ACCESSORIES



Lens

- EP731C 18° Lens
- EP732C 25° Lens
- EP733C 38° Lens
- EP734C 60° Lens

*EP732C, EP733C, EP734C Included



Reflectors

- EP735C 15°
- EP736C 25°
- EP737C 38°
- EP738C 60°



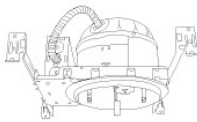
Secondary Optics

- L45 Hex Louver
- L46 Linear Lens
- L47 Spread Louver
- L49 Frosted Lens
- L50 Color Shifter

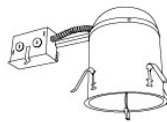
Koto™ LED Module with 5-CCT Switch

Product Number
ELK08CT5

6" Koto™ Dedicated LED ICA Housing



6" Standard ICA Housing
New Construction



6" Standard Remodel ICA Housing
Remodel



2-Hour Fire Rated 6" ICA Housing
New Construction

CAT NO.	SPECIFICATIONS
EL770ICA	7 ½" Height
EL760ICA	5 ½" Height, Shallow

CAT NO.	SPECIFICATIONS
EL770RICA	7 ½" Height
EL760RICA	5 ½" Height, Shallow

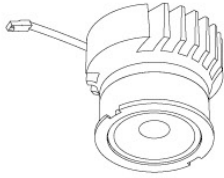
CAT NO.	SPECIFICATIONS
EL76FICA	7 ¾" Height - Sound Rated
EL75FICAS	6 ¾" Height, Shallow

Compatible Products



For use with 6" Koto™ Twist-&-Lock Trims

Koto™ Architectural LED Light Engine

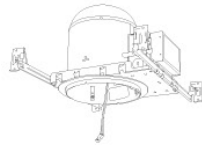


Koto™ LED Light Engine
ELK19 - ELK21

PRODUCT NUMBER BUILDER			
Koto™ LED Light Engine	Lumens	Color Temperature	Beam Angle
ELK			
19	750 - 850 lm	27D 2700K	(blank) 38° lens (Standard)
21	1100 - 1500 lm	30D 3000K	-S 18° lens
		35D 3500K	-N 25° lens
		40D 4000K	-W 60° lens
		SD Sunset Dimming (ELK19 Only)	-FC 18° - 50° Adjustable (ELK21 Only)

ACCESSORIES			
	Lens		
EP731C	18° Lens	EP735C	15° Reflector
EP732C	25° Lens	EP736C	25° Reflector
EP733C	38° Lens	EP737C	38° Reflector
EP734C	60° Lens	EP738C	60° Reflector
<small>*EP732C, EP733C, EP734C Included</small>			
	Secondary Optics		
L45	Hex Louver		
L46	Linear Lens		
L47	Spread Louver		
L49	Frosted Lens		
L50	Color Shifter		

6" Koto™ Dedicated LED ICA Housings



6" Koto™ Maximum Adjustability ICA Housing
New Construction

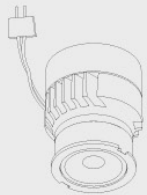


6" Maximum Adjustability High Lumen ICA Housing
Double Wall

CAT NO.	SPECIFICATIONS
E6LK37ICA	7 1/2" Height, Triac/ELV, 850 (ELK19) - 1100 (ELK21) lm
E6LK38ICAD	7 1/2" Height, 0-10V/Triac/ELV, 850 (ELK19) - 1100 (ELK21) lm

CAT NO.	SPECIFICATIONS
E6LK43ICA	7 1/4" Height, 120V, Triac/ELV, 1250 lm
E6LK44ICAD	7 1/4" Height, 120/277V, 0-10V/Triac/ELV, 1250 lm
E6LK56ICA	7 1/4" Height, 120V, Triac/ELV, 1500 lm
E6LK57ICAD	7 1/4" Height, 120/277V, 0-10V/Triac/ELV, 1500 lm

12V AC Retrofit Koto™ LED Module



12V AC Retrofit Koto™ LED Module
ELK08

PRODUCT NUMBER BUILDER			
Koto™ LED Module	Lumens	Color Temperature	Voltage
ELK			
08	800 lm	27 2700K	-12 12V AC
		30 3000K	
		SD Sunset Dimming	

ACCESSORIES			
	Lens		
EP731C	18° Lens	EP735C	15° Reflector
EP732C	25° Lens	EP736C	25° Reflector
EP733C	38° Lens	EP737C	38° Reflector
EP734C	60° Lens	EP738C	60° Reflector
<small>*EP732C, EP733C, EP734C Included</small>			
	Secondary Optics		
L45	Hex Louver		
L46	Linear Lens		
L47	Spread Louver		
L49	Frosted Lens		
L50	Color Shifter		