

# Pex™ 4" Square Adjustable Baffle

Pex™ Precision die-cast adjustable trims with twist-&-lock system for easy Koto™ Module installation



## Features

- 4" Square Adjustable Baffle.
- 35° Tilt, 358° Rotation.
- 5" Sq.
- Convenient twist-lock design for easy installation.
- Lamp: Koto™ LED Module.

## Technical Details

**Construction:** Diecast aluminum with a powder coated finish.

**Installation:** Twist-lock design allows for easy mounting onto the Koto™ LED Module.

**Lamp:** Koto™ LED Module.

## Options



All White

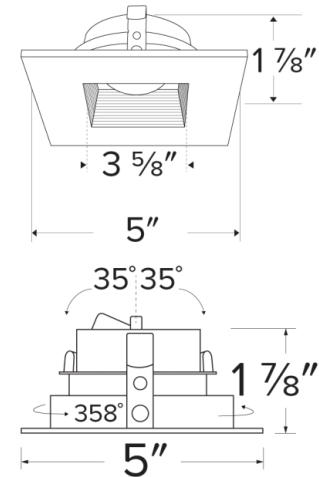


All Black



All Bronze

## Dimensions



## Product Number

Item	Finish
ELK4284B	All Black

## Product Number Builder Example: ELK4284W

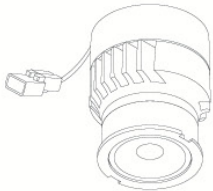
**ELK4284**

- W** All White
- B** All Black
- BZ** All Bronze

# Compatible Products

For use with 4" Koto™ Twist-&-Lock Trims

## Koto™ LED Module

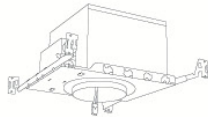


**Koto™ LED Module**  
ELK07 - ELK09

PRODUCT NUMBER BUILDER				
Koto™ LED Module	Lumens	Color Temperature	Beam Angle	
ELK				
07	750 lm	27 2700K	(blank)	38° lens (Standard)
09	950 lm	30 3000K	-S	18° lens
		35 3500K	-N	25° lens
		40 4000K	-W	60° lens
		SD	Sunset Dimming (ELK09 Only)	

ACCESSORIES	
	<b>Lens</b>
	<b>Reflectors</b>
<b>EP731C</b>	18° Lens
<b>EP732C</b>	25° Lens
<b>EP733C</b>	38° Lens
<b>EP734C</b>	60° Lens
<small>*EP732C, EP733C, EP734C Included</small>	
	<b>Secondary Optics</b>
<b>L45</b>	Hex Louver
<b>L46</b>	Linear Louver
<b>L47</b>	Spread Louver

## 4" Koto™ Dedicated LED ICA Housings



4" ICA Maximum Adjustability Housing  
**New Construction**

CAT NO.	SPECIFICATIONS
EL485ICA	Maximum Adjustability



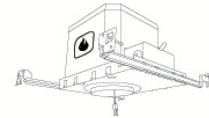
4" ICA Housing  
**New Construction**

CAT NO.	SPECIFICATIONS
EL490ICA	
EL490ICA-EM5	Emergency Battery Back-up (90 minutes)



4" ICA Housing  
**Remodel**

CAT NO.	SPECIFICATIONS
EL490RICA	



2-Hour Fire Rated 4" ICA Housing  
**New Construction**

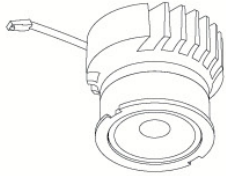
CAT NO.	SPECIFICATIONS
EL48FICA	7 1/2" Height - Sound Rated

# Compatible Products



For use with 4" Koto™ Twist-&-Lock Trims

## Koto™ Architectural LED Light Engine



**Koto™ LED Light Engine**  
ELK19 - ELK21

PRODUCT NUMBER BUILDER			
Koto™ LED Light Engine	Lumens	Color Temperature	Beam Angle
<b>ELK</b>			
<b>19</b>	750 - 850 lm	<b>27D</b> 2700K	<b>(blank)</b> 38° lens (Standard)
<b>21</b>	1100 - 1500 lm	<b>30D</b> 3000K	<b>-S</b> 18° lens
		<b>35D</b> 3500K	<b>-N</b> 25° lens
		<b>40D</b> 4000K	<b>-W</b> 60° lens
		<b>SD</b> Sunset Dimming (ELK19 Only)	

### ACCESSORIES



#### Lens

- EP731C** 18° Lens
- EP732C** 25° Lens
- EP733C** 38° Lens
- EP734C** 60° Lens

\*EP732C, EP733C, EP734C Included

#### Reflectors

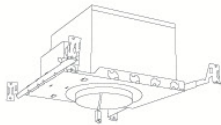
- EP735C** 15°
- EP736C** 25°
- EP737C** 38°
- EP738C** 60°



#### Secondary Optics

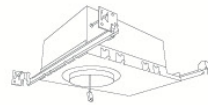
- L45** Hex Louver
- L46** Linear Louver
- L47** Spread Louver

## 4" Koto™ Architectural Recessed Housings



4" High Lumen Maximum Adjustability ICA Housing  
1500 lm (18.9W) w/ELK21 Series Module  
Not for use with ELK19 Series Module  
**New Construction**

CAT NO.	SPECIFICATIONS
E4LK79ICAD	120/277V - 0-10V/Triac/ELV



4" Shallow Maximum Adjustability ICA Housing  
850 lm (14.7W) w/ELK19 Series Module  
1100 lm (14.7W) w/ELK21 Series Module  
**New Construction**

CAT NO.	SPECIFICATIONS
E4LK98ICA	120V - Triac/ELV
E4LK99ICAD	120/277V - 0-10V/Triac/ELV



4" Standard ICA Housing  
750 lm (11.8W) w/ELK19 Series Module  
950 lm (11.8W) w/ELK21 Series Module  
**New Construction**

CAT NO.	SPECIFICATIONS
E4LK87ICA	120V - Triac/ELV
E4LK87ICA-EM1	Emergency Battery Back-Up
E4LK88ICAD	120/277V - 0-10V/Triac/ELV
E4LK88ICAD-EM1	Emergency Battery Back-Up



4" Standard ICA Housing  
750 lm (11.8W) w/ELK19 Series Module  
950 lm (11.8W) w/ELK21 Series Module  
**Remodel**

CAT NO.	SPECIFICATIONS
E4LK87RICA	120V - Triac/ELV
E4LK88RICAD	120/277V - 0-10V/Triac/ELV



2-Hour Fire Rated 4" ICA Housing  
750 lm (11.8W) w/ELK19 Series Module  
950 lm (11.8W) w/ELK21 Series Module  
**New Construction**

CAT NO.	SPECIFICATIONS
ELK93FICA	120V - Triac/ELV
ELK94TFICAD	120/277V - 0-10V/Triac/ELV