

Pex™ 4" Square Trimless Smooth Reflector Trim

Pex™ Precision die-cast trims with Twist-&-Lock system for easy tool-free installation



Features

- 4" Square Trimless Smooth Reflector.
- Convenient twist-lock design for easy installation.
- Lamp: Koto™ LED Module.

Technical Details

Installation: Twist-lock design allows for easy mounting onto the Koto™ LED Module.

Lamp: Koto™ LED Module.

Options



EL4SFS - Frame



ELK445W - White Reflector

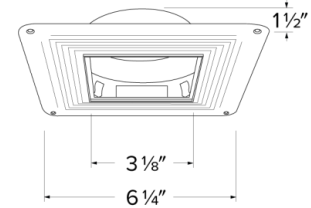


ELK445H - Haze Reflector

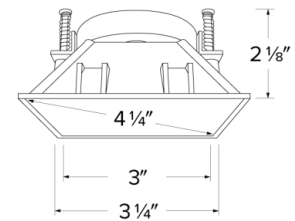


ELK445B - Black Reflector

EL4SFS



ELK445W



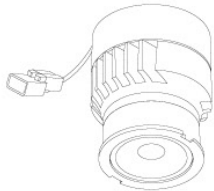
Product Number

Item	Description	Finish
ELK445B	Square Smooth Reflector Trim	Black

Compatible Products

For use with 4" Koto™ Twist-&-Lock Trimless

Koto™ LED Module & 4" Dedicated LED ICA Housing



Koto™ LED Module
ELK07 - ELK09

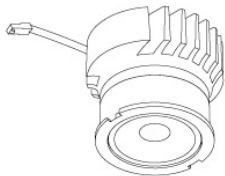
PRODUCT NUMBER BUILDER			
Koto™ LED Module	Lumens	Color Temperature	Beam Angle
ELK			
07	750 lm	27 2700K	(blank) 38° lens (Standard)
09	950 lm	30 3000K	-S 18° lens
		35 3500K	-N 25° lens
		40 4000K	-W 60° lens
		SD Sunset Dimming (ELK09 Only)	



4" ICA Maximum Adjustability Housing
New Construction

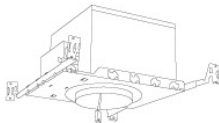
CAT NO.	SPECIFICATIONS
EL485ICA	Maximum Adjustability

Koto™ Architectural LED Light Engine & 4" Architectural ICA Housings

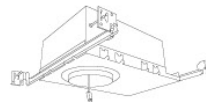


Koto™ LED Light Engine
ELK19 - ELK21

PRODUCT NUMBER BUILDER			
Koto™ LED Light Engine	Lumens	Color Temperature	Beam Angle
ELK			
19	750 - 850 lm	27D 2700K	(blank) 38° lens (Standard)
21	1100 - 1500 lm	30D 3000K	-S 18° lens
		35D 3500K	-N 25° lens
		40D 4000K	-W 60° lens
		SD Sunset Dimming (ELK19 Only)	



4" High Lumen Maximum Adjustability ICA Housing
1500 lm (18.9W) w/ELK21 Series Module
Not for use with ELK19 Series Module
New Construction



4" Shallow Maximum Adjustability ICA Housing
850 lm (14.7W) w/ELK19 Series Module
1100 lm (14.7W) w/ELK21 Series Module
New Construction

CAT NO.	SPECIFICATIONS
E4LK47ICA	15.7W - 120V - Triac/ELV
E4LK48ICAD	15.7W - 120/277V 0-10V/Triac/ELV
E4LK79ICAD	18.9W - 120/277V 0-10V/Triac/ELV

CAT NO.	SPECIFICATIONS
E4LK98ICA	120V - Triac/ELV
E4LK99ICAD	120/277V - 0-10V/Triac/ELV

ACCESSORIES FOR KOTO™ LED MODULE & KOTO™ ARCHITECTURAL LED LIGHT ENGINE



Lens

EP731C	18° Lens
EP732C	25° Lens
EP733C	38° Lens
EP734C	60° Lens

*EP732C, EP733C, EP734C Included



Reflectors

EP735C	15°
EP736C	25°
EP737C	38°
EP738C	60°



Secondary Optics

L45	Hex Louver
L46	Linear Louver
L47	Spread Louver