

# NIO-4RC

## 4" Iolite Round Adjustable Cone Reflector

Source: 14W to 28W LED  
800lm to 2500lm

Type

Project

Catalog No.

Notes

### PRODUCT DESCRIPTION

4" Iolite reflectors can be specified for use with Iolite new construction or remodel housings. Die-cast adjustable cone reflectors optimize visual cut-off and adjustable to aim the light source in desired direction.

### FEATURES

- 800lm, 1000lm, 1500lm, 2000lm or 2500lm LED packages
- 2700K, 3000K, 3500K, 4000K, 5000K @ 90+ CRI
- Comfort Dim (warm dimming) also available in 800lm only
- Flood optic, narrow flood and spot optics (included)
- 5-Year limited warranty

### SPECIFICATION

**Construction:** Reflectors are constructed of heat dissipating, die-cast aluminum. The aluminum die-cast LED heat sink is threaded to fit the reflector and transfer heat.

**Mounting:** Reflector includes friction blades to mount securely to housing.

### OPTICS

**800-1000lm:** Each reflector includes field changeable optics (25° spot, 38° narrow flood and 60° flood - preinstalled). Premium 15° and 25° TIR optics are also available.

**1500-2500lm:** Each reflector includes field changeable TIR optics (39° spot, 51° narrow flood - preinstalled and 71° flood).

### ELECTRICAL

**Lumens / Wattage:** 800lm / 14W, 1000lm / 14W, 1500lm / 20W, 2000lm / 24W, 2500lm / 28W

**Color Temperature:** 2700K, 3000K, 3500K, 4000K, 5000K

**CRI:** 90+CRI

**Operating Temp.:** Specified by housing

**Lifetime:** 50,000 hours @ L70

**Comfort Dim:** Comfort Dim color tunes the temperature from a bright 3100K, to a romantic and comfortable 2000K on a gradual, even curve. Available in 800lm only.

**Dimming:** Specified by housing

### COMPATIBLE HOUSINGS

Reflectors are compatible with respective Iolite housings manufactured by Nora Lighting.

CATALOG NO.	DESCRIPTION	LUMENS / WATTAGE
NHIOICD-48	ICAT New Construction	800-1000lm / 14W
NHIOICDCP-48	Chicago Plenum	800-1000lm / 14W
NHRIOIC-48	ICAT Remodel	800-1000lm / 14W
NHIOICD-415	ICAT New Construction	1500lm / 20W
NHIOICDCP-415	Chicago Plenum	1500lm / 20W
NHIOICD-420	ICAT New Construction	2000lm / 24W
NHIOICDCP-420	Chicago Plenum	2000lm / 24W
NHIOICD-425	ICAT New Construction	2500lm / 28W
NHIOICDCP-425	Chicago Plenum	2500lm / 28W

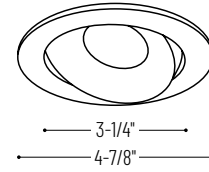
**Accessories:** Reflectors will accommodate (1) hex louver and (1) translucent deco collar or opaque snoot, no accessory holder is required, see accessories page. Flush mount mud ring is available to give the appearance of a trimless reflector, compatible with new construction housings only.

### LABELS AND LISTINGS

- cULus Listed for Damp Locations
- ENERGY STAR certified
- [5-Year Limited Warranty](#)
- RoHS Compliant
- Certified to the high efficacy requirements of California Title 24 JA8-2019



### PRODUCT IMAGES & DIMENSIONS



#### NIO-4RC

Round Adjustable Cone Regressed Reflector

Adjustability:

New Construction: 45° (800-1000lm) / 28° (1500-2500lm)

Remodel: 45° (800-1000lm)



**BB**  
Black Reflector  
Black Flange



**BW**  
Black Reflector  
White Flange



**BZ**  
Bronze Reflector  
Bronze Flange



**CMPW**  
Specular Clear Reflector  
Matte Powder White Flange



**HW**  
Haze Reflector  
White Flange



**HZMPW**  
Haze Reflector  
Matte Powder White Flange



**MPW**  
Matte Powder White Reflector  
Matte Powder White Flange



**NN**  
Natural Metal Reflector  
Natural Metal Flange



**WW**  
White Reflector  
White Flange

### 4" Iolite Round Adjustable Cone Reflector - Dedicated Housing Required

Reflector Type	Color Temp.	Finish	Lumens / Wattage
<b>NIO-4RC</b> = Round Adjustable Cone	<b>50X</b> = 5000K*	<b>BB</b> = Black / Black	(blank) = 800lm / 14W
	<b>CDX</b> = Comfort Dim <sup>†</sup>	<b>BW</b> = Black / White	
	<b>27X</b> = 2700K	<b>BZ</b> = Bronze / Bronze	
	<b>30X</b> = 3000K	<b>CMPW</b> = Specular Clear / Matte Powder White	<b>/10</b> = 1000lm / 14W
	<b>35X</b> = 3500K	<b>HW</b> = Haze / White	<b>/HL</b> = 1500-2500lm (varies by housing)
	<b>40X</b> = 4000K	<b>HZMPW</b> = Haze / Matte Powder White	
	<b>50X</b> = 5000K	<b>MPW</b> = Matte Powder White	
		<b>NN</b> = Natural Metal / Natural Metal	
		<b>WW</b> = White / White	

\* 5000K LED modules in 800lm are while supplies last

<sup>†</sup> Comfort Dim available in 800lm only and 1" Iolite uses a different dimming curve than 2" & 4" Iolite

### Compatible Housings

Housing Type
<b>NHIOICD-48</b> = ICAT New Construction / 800-1000lm / 14W
<b>NHIOICDCP-48</b> = Chicago Plenum / 800-1000lm / 14W
<b>NHRIOIC-48</b> = ICAT Remodel / 800-1000lm / 14W
<b>NHIOICD-415</b> = ICAT New Construction / 1500lm / 20W
<b>NHIOICDCP-415</b> = Chicago Plenum / 1500lm / 20W
<b>NHIOICD-420</b> = ICAT New Construction / 2000lm / 24W
<b>NHIOICDCP-420</b> = Chicago Plenum / 2000lm / 24W
<b>NHIOICD-425</b> = ICAT New Construction / 2500lm / 28W
<b>NHIOICDCP-425</b> = Chicago Plenum / 2500lm / 28W

Example: **NIO-4RC50XWW** = 4" Iolite Round Adjustable Cone Regress Reflector, 5000K, White finish, 800lm / 14W

# 4" Iolite Accessories

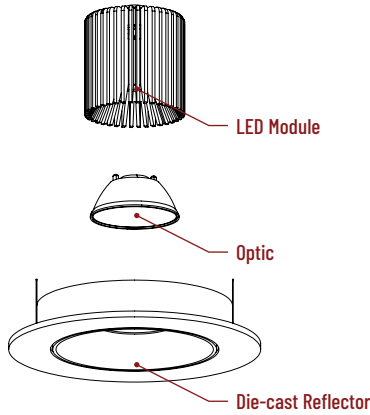
## 4" Iolite Round Adjustable Cone Reflector

Type
Project
Catalog No.
Notes

### FIELD CHANGEABLE OPTICS

Iolite reflectors include spot, narrow flood and flood optics. Optics can be changed in the field by removing LED module from die-cast reflector. Replacement optics include an optional frosted lens.

**Note:** Frosted filter-optics and Premium TIR optics are not compatible with /HL LED modules.



Frosted Filter-Optic

NIO-REFL15FR	15° Optic
NIO-REFL25FR	25° Optic
NIO-REFL38FR	38° Optic
NIO-REFL60FR	60° Optic

Optic assembly includes optional frosted lens. 25°, 38° and 60° optics are included with 800lm and 1000lm reflector.  
**Not compatible with /HL LED module.**



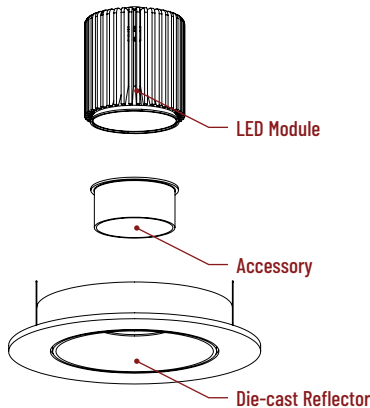
Premium TIR Optics

NIO-REFLTIR15	15° Optic
NIO-REFLTIR25	25° Optic

**Not compatible with /HL LED module or Comfort Dim (CDX) technology**

### ACCESSORIES

Iolite accessories can be added at any point in the design process. Accessories easily install between LED module and die-cast reflector. Luminaire will accommodate (1) hex louver and (1) collar accessory, no accessory holder required.



Translucent Decorative Collar

NIO-AS14(color)	5/8" length
NIO-AS19(color)	3/4" length
NIO-AS26(color)	1" length
<b>Color:</b>	
AM (amber), BLU (blue), FR (frosted), R (red)	


Translucent collars color the aperture with the specified color while producing white general light. Collars are available in different lengths. Use to add interest, create a theme, match a theme or define a space.



Opaque Collar Snoot

NIO-AS14(color)	5/8" length
NIO-AS19(color)	3/4" length
NIO-AS26(color)	1" length
<b>Color:</b>	
BLK (black), MPW (matte powder white), WH (white)	

Opaque snoot greatly reduces aperture brightness while preserving light output. (Note: Black snoot will reduce light)



Hex Cell Louver

NIO-HC	Black
--------	-------

Hex cell louver subtly reduces aperture brightness by reducing light output by about 20%.

### FLUSH MOUNT

4" Iolite reflectors can be installed flush with the drywall for a flush mount appearance. A flush mount mud ring is installed after the drywall and a professional drywall finisher floats the ceiling to blend in the mud ring.

Flush Mount Mud Ring



NIO-FMMR-4R	Round Mud Ring
-------------	----------------

Mounts reflector flush to ceiling with flange visible. Mud ring attaches to drywall. **Only for use with NHIOICD-48 or NHIOICDCP-48 new construction housings and NIO-4R reflectors.**  
Dimensions: 7-7/8" diameter 1/2" thick

# PHOTOMETRICS

## 4" Iolite Round Adjustable Cone Reflector 800 lumens

Type

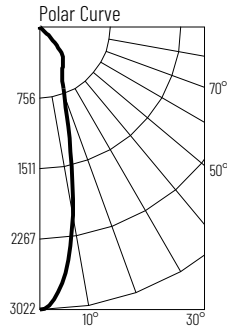
Project

Catalog No.

Notes

### Test Information

Test Number: NTR1338  
Part Number: N10-4RC40XWW  
Beam Spread: 26° Spot  
Lumens: 1294lm  
Wattage: 13.96W  
Efficacy: 93pw  
CCT / CRI: 4000K / 90 CRI  
Spacing Criteria (0°-180): 0.44  
Spacing Criteria (90°-270): 0.46



### Illuminance at a Distance

Distance from Luminaire	FC at Nadir	Beam Diameter
4'	187fc	1'-10"
6'	83.3fc	2'-10"
8'	46.9fc	3'-8"
10'	30fc	4'-7"
12'	20.8fc	5'-6"

### Zonal Lumen Summary

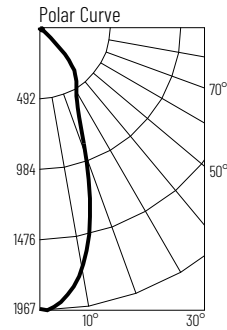
Zone	Lumens	% Luminaire
0-30	844	65.2
0-40	1111	85.9
0-60	1261	99
0-90	1292	99.9
90-180	2	0.1
0-180	1294	100

### Candela Table

Vertical Angles	Candela
0	3000
5	2700
15	1193
25	556
35	426
45	194

### Test Information

Test Number: NTR1339  
Part Number: N10-4RC40XWW  
Beam Spread: 39° Narrow Flood  
Lumens: 1329lm  
Wattage: 13.98W  
Efficacy: 95pw  
CCT / CRI: 4000K / 90 CRI  
Spacing Criteria (0°-180): 0.64  
Spacing Criteria (90°-270): 0.66



### Illuminance at a Distance

Distance from Luminaire	FC at Nadir	Beam Diameter
4'	123fc	2'-10"
6'	54.7fc	4'-2"
8'	30.7fc	5'-7"
10'	19.7fc	7'
12'	13.7fc	8'-5"

### Zonal Lumen Summary

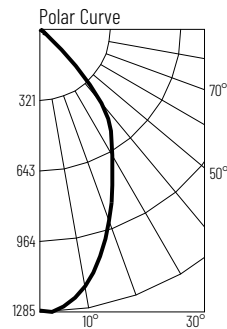
Zone	Lumens	% Luminaire
0-30	848	63.9
0-40	1125	84.6
0-60	1304	98.2
0-90	1323	99.6
90-180	6	0.4
0-180	1329	100

### Candela Table

Vertical Angles	Candela
0	1967
5	1876
15	1342
25	637
35	441
45	195

### Test Information

Test Number: NTR1340  
Part Number: N10-4RC40XWW  
Beam Spread: 61° Flood  
Lumens: 1348lm  
Wattage: 14.07W  
Efficacy: 96pw  
CCT / CRI: 4000K / 90 CRI  
Spacing Criteria (0°-180): 0.86  
Spacing Criteria (90°-270): 0.88



### Illuminance at a Distance

Distance from Luminaire	FC at Nadir	Beam Diameter
4'	79.8fc	4'-8"
6'	35.5fc	7'
8'	19.9fc	9'-5"
10'	12.8fc	11'-8"
12'	8.9fc	14'

### Zonal Lumen Summary

Zone	Lumens	% Luminaire
0-30	768	57
0-40	1081	80.2
0-60	1319	97.9
0-90	1343	99.6
90-180	6	0.4
0-180	1348	100

### Candela Table

Vertical Angles	Candela
0	1276
5	1244
15	1050
25	768
35	553
45	222

### Lumen Output Multipliers

Color Temperature: 2700K (0.83), 3000K (0.86), 3500K (0.89), 4000K (1.00), 5000K (1.01)

# PHOTOMETRICS

## 4" Iolite Round Adjustable Cone Reflector 1000 lumens

Type

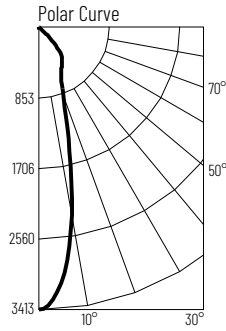
Project

Catalog No.

Notes

### Test Information

Test Number: NTR1368  
Part Number: N10-4RC40XWW/10  
Beam Spread: 26° Spot  
Lumens: 1484lm  
Wattage: 13.41W  
Efficacy: 111pw  
CCT / CRI: 4000K / 90 CRI  
Spacing Criteria (0°-180): 0.46  
Spacing Criteria (90°-270): 0.46



### Illuminance at a Distance

Distance from Luminaire	FC at Nadir	Beam Diameter
4'	213fc	1'-11"
6'	94.8fc	2'-10"
8'	53.3fc	3'-8"
10'	34.1fc	4'-8"
12'	23.7fc	5'-7"

### Zonal Lumen Summary

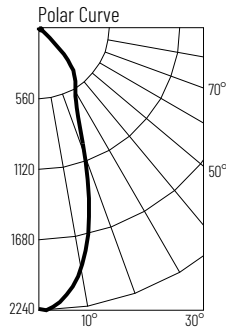
Zone	Lumens	% Luminaire
0-30	968	65.2
0-40	1274	85.9
0-60	1471	99.1
0-90	1482	99.9
90-180	2	0.1
0-180	1484	100

### Candela Table

Vertical Angles	Candela
0	3413
5	3107
15	1389
25	648
35	495
45	222

### Test Information

Test Number: NTR1369  
Part Number: N10-4RC40XWW/10  
Beam Spread: 38° Narrow Flood  
Lumens: 1482lm  
Wattage: 13.5W  
Efficacy: 110pw  
CCT / CRI: 4000K / 90 CRI  
Spacing Criteria (0°-180): 0.64  
Spacing Criteria (90°-270): 0.66



### Illuminance at a Distance

Distance from Luminaire	FC at Nadir	Beam Diameter
4'	139fc	2'-10"
6'	61.9fc	4'-2"
8'	34.8fc	5'-6"
10'	22.3fc	6'-11"
12'	15.5fc	8'-4"

### Zonal Lumen Summary

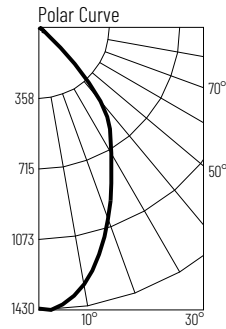
Zone	Lumens	% Luminaire
0-30	953	64.3
0-40	1235	83.3
0-60	1462	98.7
0-90	1480	99.8
90-180	2	0.2
0-180	1482	100

### Candela Table

Vertical Angles	Candela
0	2228
5	2133
15	1512
25	707
35	499
45	218

### Test Information

Test Number: NTR1370  
Part Number: N10-4RC40XWW/10  
Beam Spread: 61° Flood  
Lumens: 1500lm  
Wattage: 13.47W  
Efficacy: 111pw  
CCT / CRI: 4000K / 90 CRI  
Spacing Criteria (0°-180): 0.86  
Spacing Criteria (90°-270): 0.88



### Illuminance at a Distance

Distance from Luminaire	FC at Nadir	Beam Diameter
4'	88.9fc	4'-8"
6'	39.5fc	7'
8'	22.2fc	9'-5"
10'	14.2fc	11'-8"
12'	9.9fc	14'

### Zonal Lumen Summary

Zone	Lumens	% Luminaire
0-30	855	57
0-40	1239	82.6
0-60	1468	97.9
0-90	1494	99.6
90-180	6	0.4
0-180	1500	100

### Candela Table

Vertical Angles	Candela
0	1423
5	1392
15	1174
25	854
35	619
45	247

### Lumen Output Multipliers

Color Temperature: 2700K (0.82), 3000K (0.84), 3500K (0.92), 4000K (1.00), 5000K (0.97)

# PHOTOMETRICS

## 4" Iolite Round Adjustable Cone Reflector 1500 lumens

Type

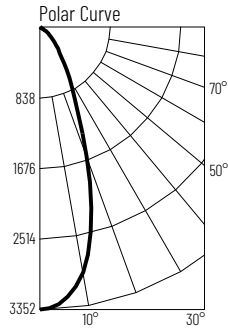
Project

Catalog No.

Notes

### Test Information

Test Number: NTR1273R1  
Part Number: N10-4RC40XWW/HL  
Beam Spread: 39° Spot  
Lumens: 2113lm  
Wattage: 19.91W  
Efficacy: 106pw  
CCT / CRI: 4000K / 90 CRI  
Spacing Criteria (0°-180): 0.64  
Spacing Criteria (90°-270): 0.66



### Illuminance at a Distance

Distance from Luminaire	FC at Nadir	Beam Diameter
6'	93fc	4'-4"
8'	52.3fc	5'-8"
10'	33.5fc	7'-1"
12'	23.3fc	8'-6"
14'	17.1fc	9'-11"

### Zonal Lumen Summary

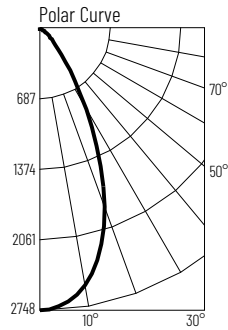
Zone	Lumens	% Luminaire
0-30	1435	67.9
0-40	1751	82.9
0-60	2055	97.3
0-90	2104	99.6
90-180	9	0.4
0-180	2113	100

### Candela Table

Vertical Angles	Candela
0	3349
5	3234
15	2311
25	1058
35	494
45	247

### Test Information

Test Number: NTR1244R1  
Part Number: N10-4RC40XWW/HL  
Beam Spread: 51° Narrow Flood  
Lumens: 2219lm  
Wattage: 19.9W  
Efficacy: 111pw  
CCT / CRI: 4000K / 90 CRI  
Spacing Criteria (0°-180): 0.8  
Spacing Criteria (90°-270): 0.82



### Illuminance at a Distance

Distance from Luminaire	FC at Nadir	Beam Diameter
6'	76.3fc	5'-8"
8'	42.9fc	7'-6"
10'	27.5fc	9'-5"
12'	19.1fc	11'-4"
14'	14fc	13'-2"

### Zonal Lumen Summary

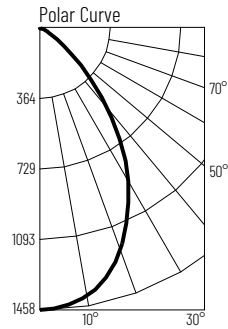
Zone	Lumens	% Luminaire
0-30	1524	68.7
0-40	1904	85.8
0-60	2167	97.7
0-90	2209	99.6
90-180	10	0.4
0-180	2219	100

### Candela Table

Vertical Angles	Candela
0	2748
5	2691
15	2254
25	1402
35	590
45	218

### Test Information

Test Number: NTR1279R1  
Part Number: N10-4RC40XWW/HL  
Beam Spread: 71° Flood  
Lumens: 1937lm  
Wattage: 19.85W  
Efficacy: 98pw  
CCT / CRI: 4000K / 90 CRI  
Spacing Criteria (0°-180): 1.02  
Spacing Criteria (90°-270): 1.04



### Illuminance at a Distance

Distance from Luminaire	FC at Nadir	Beam Diameter
6'	40.5fc	8'-6"
8'	22.8fc	11'-5"
10'	14.6fc	14'-2"
12'	10.1fc	17'
14'	7.4fc	19'-11"

### Zonal Lumen Summary

Zone	Lumens	% Luminaire
0-30	1010	52.1
0-40	1434	74
0-60	1871	96.5
0-90	1929	99.5
90-180	9	0.5
0-180	1937	100

### Candela Table

Vertical Angles	Candela
0	1456
5	1441
15	1335
25	1084
35	745
45	360

### Lumen Output Multipliers

Color Temperature: 2700K (0.83), 3000K (0.89), 3500K (1.00), 4000K (1.00), 5000K (1.06)

# PHOTOMETRICS

## 4" Iolite Round Adjustable Cone Reflector 2000 lumens

Type

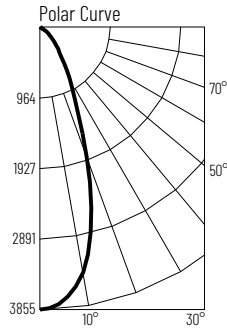
Project

Catalog No.

Notes

### Test Information

Test Number: NTR1274R1  
Part Number: N10-4RC40XWW/HL  
Beam Spread: 39° Spot  
Lumens: 2420lm  
Wattage: 23.94W  
Efficacy: 101pw  
CCT / CRI: 4000K / 90 CRI  
Spacing Criteria (0°-180): 0.64  
Spacing Criteria (90°-270): 0.66



### Illuminance at a Distance

Distance from Luminaire	FC at Nadir	Beam Diameter
8'	60fc	4'-2"
10'	38.4fc	5'-7"
12'	26.7fc	7'-1"
14'	19.6fc	9'-11"
16'	15fc	11'-4"

### Zonal Lumen Summary

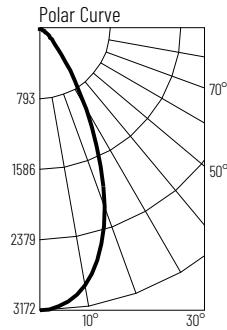
Zone	Lumens	% Luminaire
0-30	1642	67.8
0-40	2004	82.8
0-60	2354	97.3
0-90	2410	99.6
90-180	11	0.4
0-180	2420	100

### Candela Table

Vertical Angles	Candela
0	3841
5	3688
15	2627
25	1206
35	565
45	283

### Test Information

Test Number: NTR1275R1  
Part Number: N10-4RC40XWW/HL  
Beam Spread: 51° Narrow Flood  
Lumens: 2549lm  
Wattage: 24W  
Efficacy: 106pw  
CCT / CRI: 4000K / 90 CRI  
Spacing Criteria (0°-180): 0.8  
Spacing Criteria (90°-270): 0.82



### Illuminance at a Distance

Distance from Luminaire	FC at Nadir	Beam Diameter
8'	49.4fc	7'-6"
10'	31.6fc	9'-5"
12'	22fc	11'-2"
14'	16.1fc	11'
16'	12.4fc	15'

### Zonal Lumen Summary

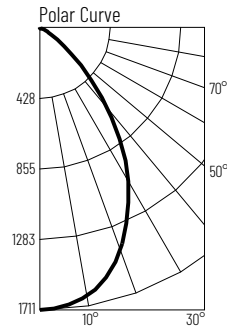
Zone	Lumens	% Luminaire
0-30	1752	68.7
0-40	2188	85.8
0-60	2491	97.7
0-90	2538	99.6
90-180	11	0.4
0-180	2549	100

### Candela Table

Vertical Angles	Candela
0	3162
5	3091
15	2585
25	1604
35	675
45	248

### Test Information

Test Number: NTR1280R1  
Part Number: N10-4RC40XWW/HL  
Beam Spread: 71° Flood  
Lumens: 2266lm  
Wattage: 24.19W  
Efficacy: 94pw  
CCT / CRI: 4000K / 90 CRI  
Spacing Criteria (0°-180): 1.02  
Spacing Criteria (90°-270): 1.04



### Illuminance at a Distance

Distance from Luminaire	FC at Nadir	Beam Diameter
8'	26.7fc	11'-4"
10'	17.1fc	14'-2"
12'	11.9fc	17'
14'	8.7fc	19'-11"
16'	6.7fc	22'-8"

### Zonal Lumen Summary

Zone	Lumens	% Luminaire
0-30	1182	52.2
0-40	1678	74
0-60	2188	96.5
0-90	2256	99.5
90-180	10	0.5
0-180	2266	100

### Candela Table

Vertical Angles	Candela
0	1707
5	1690
15	1645
25	1271
35	874
45	422

### Lumen Output Multipliers

Color Temperature: 2700K (0.84), 3000K (0.87), 3500K (0.99), 4000K (1.00), 5000K (1.07)

# PHOTOMETRICS

## 4" Iolite Round Adjustable Cone Reflector 2500 lumens

Type

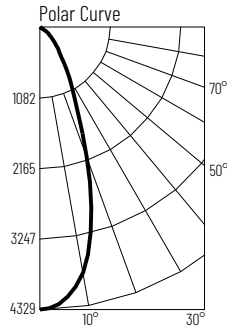
Project

Catalog No.

Notes

### Test Information

Test Number: NTR1275R1  
Part Number: N10-4RC40XWW/HL  
Beam Spread: 39° Spot  
Lumens: 2712lm  
Wattage: 27.74W  
Efficacy: 98pw  
CCT / CRI: 4000K / 90 CRI  
Spacing Criteria (0°-180): 0.64  
Spacing Criteria (90°-270): 0.66



### Illuminance at a Distance

Distance from Luminaire	FC at Nadir	Beam Diameter
10'	43.1fc	7'-1"
12'	30fc	8'-6"
14'	22fc	9'-11"
16'	16.8fc	11'-4"
18'	13.3fc	12'-8"

### Zonal Lumen Summary

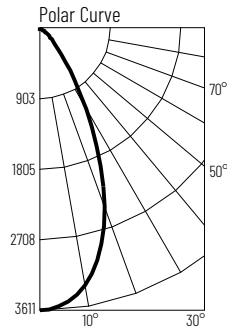
Zone	Lumens	% Luminaire
0-30	1842	67.9
0-40	2247	82.9
0-60	2637	97.3
0-90	2700	99.6
90-180	12	0.4
0-180	2712	100

### Candela Table

Vertical Angles	Candela
0	4313
5	4138
15	2952
25	1349
35	630
45	315

### Test Information

Test Number: NTR1276R1  
Part Number: N10-4RC40XWW/HL  
Beam Spread: 51° Narrow Flood  
Lumens: 2897lm  
Wattage: 27.81W  
Efficacy: 104pw  
CCT / CRI: 4000K / 90 CRI  
Spacing Criteria (0°-180): 0.8  
Spacing Criteria (90°-270): 0.82



### Illuminance at a Distance

Distance from Luminaire	FC at Nadir	Beam Diameter
10'	36fc	9'-4"
12'	25fc	11'-2"
14'	18.3fc	13'-1"
16'	14fc	15'
16'	11.1fc	16'-10"

### Zonal Lumen Summary

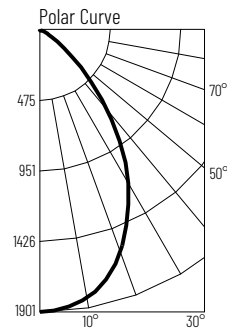
Zone	Lumens	% Luminaire
0-30	1989	68.7
0-40	2485	85.8
0-60	2830	97.7
0-90	2884	99.6
90-180	13	0.4
0-180	2897	100

### Candela Table

Vertical Angles	Candela
0	3596
5	3507
15	2930
25	1818
35	761
45	280

### Test Information

Test Number: NTR1281R1  
Part Number: N10-4RC40XWW/HL  
Beam Spread: 71° Flood  
Lumens: 2519lm  
Wattage: 27.68W  
Efficacy: 91pw  
CCT / CRI: 4000K / 90 CRI  
Spacing Criteria (0°-180): 1.02  
Spacing Criteria (90°-270): 1.04



### Illuminance at a Distance

Distance from Luminaire	FC at Nadir	Beam Diameter
10'	19fc	14'-2"
12'	13.2fc	17'
14'	9.7fc	19'-10"
16'	7.4fc	22'-8"
16'	5.9fc	25'-6"

### Zonal Lumen Summary

Zone	Lumens	% Luminaire
0-30	1313	52.1
0-40	1864	74
0-60	2432	96.5
0-90	2508	99.6
90-180	11	0.4
0-180	2519	100

### Candela Table

Vertical Angles	Candela
0	1899
5	1875
15	1735
25	1410
35	969
45	466

### Lumen Output Multipliers

Color Temperature: 2700K (0.82), 3000K (0.89), 3500K (0.99), 4000K (1.00), 5000K (1.05)