

NI0B-1RNG

1" Iolite BWF Round Reflector

Source: 9W or 10W LED
600lm

Type

Project

Catalog No.

Notes

PRODUCT DESCRIPTION

1" Iolite BWF reflectors can be specified for use with Iolite new construction or remodel housings. Straight reflector with sharp edge optimizes visual cut-off.

FEATURES

- 600lm / 9W or 10W
- 2700K, 3000K, 3500K, 4000K, 5000K @ 90+ CRI
- Cree® LED COB or Comfort Dim Technology
- 60° (Flood) optic installed, 40° (Narrow flood) and 20° (Spot) optics included
- 5-Year limited warranty

SPECIFICATION

Construction: Reflectors are constructed of heat dissipating, die-cast aluminum. The aluminum die-cast LED heat sink is threaded to fit the reflector and transfer heat.

Mounting: Reflector includes friction blades to mount securely to housing.

Field Changeable Optics: Each reflector comes with a 60° (installed), 40° and 20° optics (included).

ELECTRICAL

Lumens / Wattage: 600lm / wattage varies by housing (9W / LE3 or 10W / LE4)

Color Temperature: 2700K, 3000K, 3500K, 4000K, 5000K

CRI: 90+CRI

Operating Temp.: 0°C to 40°C ambient temperature

Lifetime: 50,000 hours @ L70

Comfort Dim: Comfort Dim color tunes the temperature from a bright 3000K, to a romantic and comfortable 1900K on a gradual, even curve.

Dimming: Specified by housing

COMPATIBLE HOUSINGS

Reflectors are compatible with respective Iolite housings manufactured by Nora Lighting.

CATALOG NO.	DESCRIPTION	LUMENS / WATTAGE
NH10ICD-16LE3	ICAT New Construction, 120V; Triac/ELV	600lm / 9W
NH10ICD-16LE4	ICAT New Construction, 120-277V; Triac/ELV/0-10V	600lm / 10W
NH10ICDCP-16LE3	Chicago Plenum, 120V; Triac/ELV	600lm / 9W
NH10ICDCP-16LE4	Chicago Plenum, 120-277V; Triac/ELV/0-10V	600lm / 10W
NH10ICR-16LE4	ICAT Remodel, 120-277V; Triac/ELV/0-10V	600lm / 10W

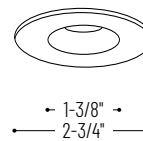
Accessories: Reflectors will accommodate (1) hex louver and (1) translucent deco collar or opaque snoot, no accessory holder is required, see accessories page.

LABELS AND LISTINGS

- cULus Listed for Wet Locations
- ENERGY STAR certified
- [5-Year Limited Warranty](#)
- RoHS Compliant
- Certified to the high efficacy requirements of California Title 24 JA8-2019




PRODUCT IMAGES & DIMENSIONS



NI0B-1RNG
Round Reflector
Non-Adjustable




BB
Black Reflector
Black Flange



BW
Black Reflector
White Flange



BZ
Bronze Reflector
Bronze Flange



CHMPW
Champagne Haze Reflector
Matte Powder White Flange



HW
Haze Reflector
White Flange



MPW
Matte Powder White Reflector
Matte Powder White Flange



NN
Natural Metal Reflector
Natural Metal Flange



WW
White Reflector
White Flange

1" Iolite BWF Round Reflector - Dedicated Housing Required

Reflector Type	Color Temp.	Finish
NI0B-1RNG = Round Reflector	27X = 2700K	BB = Black / Black
	30X = 3000K	BW = Black / White
	35X = 3500K	BZ = Bronze / Bronze
	40X = 4000K	CHMPW = Champagne / Matte Powder White
	50X = 5000K	HW = Haze / White
	CDX = Comfort Dim (3000K-1900K) [†]	MPW = Matte Powder White
		NN = Natural Metal / Natural Metal
		WW = White / White

[†] Comfort Dim technology uses non-Cree COB modules. 1" Comfort Dim uses a different dimming curve than 2" & 4" Comfort Dim

Compatible Housings

Housing Type
NH10ICD-16LE3 = ICAT New Construction / Triac/ELV / 600lm / 9W
NH10ICD-16LE4 = ICAT New Const. / Triac/ELV/0-10V / 600lm / 10W
NH10ICDCP-16LE3 = Chicago Plenum / Triac/ELV / 600lm / 9W
NH10ICDCP-16LE4 = Chicago Plenum / Triac/ELV/0-10V / 600lm / 10W
NH10ICR-16LE4 = ICAT Remodel / Triac/ELV/0-10V / 600lm / 10W

Example: **NI0B-1RNG27XWW** = 1" Iolite BWF Round Reflector, 2700K, White finish, 600lm

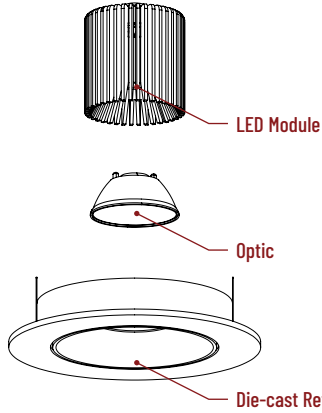
1" Iolite Accessories

1" Iolite BWF Round Reflector

Type	
Project	
Catalog No.	
Notes	

FIELD CHANGEABLE OPTICS

Iolite reflectors include 20°, 40° and 60° optics. Optics can be changed in the field by removing LED module from die-cast reflector. Replacement optics include an optional frosted lens.



ACCESSORIES

Iolite accessories can be added at any point in the design process. Accessories easily install between LED module and die-cast reflector. Luminaire will accommodate (1) hex louver and (1) collar accessory, no accessory holder required.

Translucent Decorative Collar

NIO-1AS15(color)	5/8" length
NIO-1AS19(color)	3/4" length
NIO-1AS24(color)	1" length

Color:
AM (amber), BLU (blue), FR (frosted), R (red)

Translucent collars color the aperture with the specified color while producing white general light. Collars are available in different lengths. Use to add interest, create a theme, match a theme or define a space.

Opaque Collar Snoot

NIO-1AS15(color)	5/8" length
NIO-1AS19(color)	3/4" length
NIO-1AS24(color)	1" length

Color:
BLK (black), MPW (matte powder white), WH (white)

Opaque snoot greatly reduces aperture brightness while preserving light output. (Note: Black snoot will reduce light)

Hex Cell Louver

NIO-IHC Black

Hex cell louver subtly reduces aperture brightness by reducing light output by about 20%.

FLUSH MOUNT

1" Iolite BWF reflectors can be installed flush with the drywall for a flush mount appearance. A flush mount mud ring is installed after the drywall and a professional drywall finisher floats the ceiling to blend in the mud ring.



Flush Mount Mud Ring

NIO-FMMR-1R Round Mud Ring

Mounts trim flush to ceiling with reflector flange visible. **Mud ring attaches to drywall. Requires and only for use with NHIOICD-16 or NHIOICDCP-16 new construction housings and NIOB-1R reflectors.**

Dimensions: 7-7/8" diameter 1/2" thick

PHOTOMETRICS

1" Iolite BWF Round Reflector
600 lumens

Type

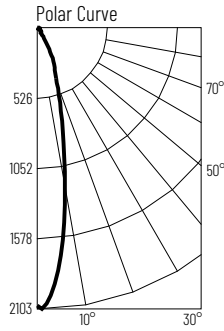
Project

Catalog No.

Notes

Test Information

Test Number: NTR1350
Part Number: NI0B-IRNG3525MPW
Beam Spread: 23° Spot
Lumens: 638lm
Wattage: 9.2W
Efficacy: 69lpw
CCT / CRI: 3500K / 90 CRI
Spacing Criteria (0°-180): 0.4
Spacing Criteria (90°-270): 0.4



Illuminance at a Distance

Distance from Luminaire	FC at Nadir	Beam Diameter
4'	130fc	1'-7"
6'	57.7fc	2'-5"
8'	32.5fc	3'-2"
10'	20.8fc	4'
12'	14.4fc	4'-10"

Zonal Lumen Summary

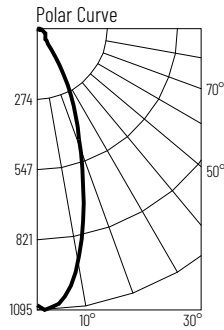
Zone	Lumens	% Luminaire
0-30	485	75.9
0-40	539	84.5
0-60	599	93.9
0-90	638	100
90-180	0	0
0-180	638	100

Candela Table

Vertical Angles	Candela
0	2078
5	1776
15	706
25	291
35	77
45	43

Test Information

Test Number: NTR1351
Part Number: NI0B-IRNG3538MPW
Beam Spread: 38° Narrow Flood
Lumens: 627lm
Wattage: 9.22W
Efficacy: 68lpw
CCT / CRI: 3500K / 90 CRI
Spacing Criteria (0°-180): 0.6
Spacing Criteria (90°-270): 0.62



Illuminance at a Distance

Distance from Luminaire	FC at Nadir	Beam Diameter
4'	67.2fc	2'-7"
6'	29.9fc	3'-11"
8'	16.8fc	5'-2"
10'	10.8fc	6'-6"
12'	7.5fc	7'-10"

Zonal Lumen Summary

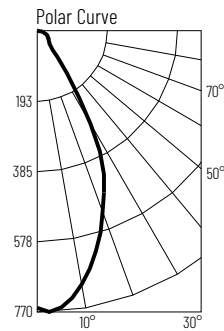
Zone	Lumens	% Luminaire
0-30	435	69.5
0-40	493	78.7
0-60	568	90.7
0-90	626	99.9
90-180	0	0.1
0-180	627	100

Candela Table

Vertical Angles	Candela
0	1075
5	1032
15	674
25	332
35	86
45	46

Test Information

Test Number: NTR1352
Part Number: NI0B-IRNG3560MPW
Beam Spread: 52° Flood
Lumens: 653lm
Wattage: 9.24W
Efficacy: 71lpw
CCT / CRI: 3500K / 90 CRI
Spacing Criteria (0°-180): 0.82
Spacing Criteria (90°-270): 0.84



Illuminance at a Distance

Distance from Luminaire	FC at Nadir	Beam Diameter
4'	47.5fc	4'
6'	21.1fc	5'-11"
8'	11.9fc	7'-11"
10'	7.6fc	9'-11"
12'	5.3fc	11'-11"

Zonal Lumen Summary

Zone	Lumens	% Luminaire
0-30	429	65.7
0-40	524	80.2
0-60	597	91.4
0-90	653	100
90-180	0	0
0-180	653	100

Candela Table

Vertical Angles	Candela
0	759
5	742
15	608
25	418
35	141
45	48

Lumen Output Multipliers

Color Temperature: 2700K (0.89), 3000K (0.99), 3500K (1.00), 4000K (0.98), 5000K (1.25)