

# 4" LED Adjustable Gimbal Insert

ELCO Lighting's inserts are engineered with energy-efficient LED technology that produces even illumination with an incredible 93+ CRI. Designed to be used for New Construction, Remodel, and Retrofit applications, these inserts are rated for a life of 50,000 hours, and meet the Title 24 and Energy Star requirements. Suitable for IC and Non-IC housings manufactured by ELCO or others.



## Features

- Fits ELCO 4" Dedicated LED Recessed Housings.
- Includes Medium Base Adapter for retrofitting existing E26 Base housings.
- Die-Cast construction provides lasting durability.
- 25° Tilt, 358° rotation.
- Energy Star Certified.
- Title 24 JA8-2019 Compliant.
- Life Span of 50,000 hours L70.

## Specifications

|                      |                 |
|----------------------|-----------------|
| <b>Wattage</b>       | 10W - 12W       |
| <b>Lumens</b>        | 625 lm - 675 lm |
| <b>Voltage</b>       | 120V            |
| <b>Color Temp.</b>   | 2700K - 3500K   |
| <b>Dimmable</b>      | Triac/ELV       |
| <b>Lamp Type</b>     | LED             |
| <b>Beam Angle</b>    | 60° - 60°       |
| <b>CRI</b>           | 93+             |
| <b>Damp Location</b> | Listed          |

## Options



White



Black

## Technical Details

**Optics:** Frosted polycarbonate lens diffuses light evenly throughout while reducing glare with LED Array technology.

**Construction:** For use in IC and non-IC housings. Diecast construction for lasting quality and greater heat dissipation. High quality powder coat finish preventing rust and paint cracking.

**Installation:** Includes PSA30 medium base adapter for retrofitting existing housings. Quick connect for use with ELCO housings EL490ICA, EL490RICA, EL492ICA, EL492RICA, EL49FICA. PSA30 (Medium Base Socket adapter) allows for use with EL99ICA, EL99RICA, EL99FICA, EL99A, EL99RA. PSA31 (GU10 Socket Adapter, not included) allows for use with EL49ICA, EL49A, EL49RA. PSA35 (GU24 Socket Adapter, not included) allows for use with EL99ICA-G24, EL99RICA-G24. Can be used in IC and non-IC housings.

**Electrical:** Driver connects to 120V power supply. High Efficiency driver with a power factor > 0.9. Start time of less than .75 seconds.

### LED Technology:

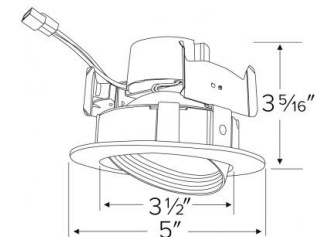
- Extremely accurate color rendering with 93+ CRI.
- Lumen Maintenance of 50,000 hours L70 Life based on LM80 standardized test results.
- Superior Thermal Management by utilizing integral heat sink.
- Instant On to Full Brightness. No LED pixellation.

**Dimmability:** Works with 120V Triac and ELV type dimmers. Dims down to 10%. For full list of dimmers refer to the Dimmer Compatibility List.

**Listings:** UL Listed for Damp Location. RoHS Compliant. ENERGY STAR® Certified. Title 24 JA8-2019 Compliant.

**Warranty:** ELCO Products are built to last with a 5-year Limited Warranty.

## Dimensions



## Product Numbers

| Item      | Lamp type | Lumens | CCT                               | Watts | Voltage | Dimming   | Beam Angle | Finish |
|-----------|-----------|--------|-----------------------------------|-------|---------|-----------|------------|--------|
| EL41427W  | LED       | 625 lm | 2700K                             | 10W   | 120V    | Triac/ELV | 60°        | White  |
| EL41430B  | LED       | 650 lm | 3000K                             | 10W   | 120V    | Triac/ELV | 60°        | Black  |
| EL41435W  | LED       | 675 lm | 3500K                             | 10W   | 120V    | Triac/ELV | 60°        | White  |
| EL414CT5W | LED       | 650 lm | 2700K, 3000K, 3500K, 4000K, 5000K | 12W   | 120V    | Triac/ELV | 60°        | White  |
| EL414CT5B | LED       | 650 lm | 2700K, 3000K, 3500K, 4000K, 5000K | 12W   | 120V    | Triac/ELV | 60°        | Black  |

# Product Number Builder

Example: **EL41427W**

ELCO 4" LED Adjustable Gimbal Insert

**EL414**

Color Temp.

Finish

- 27** 2700K (White only)
- 30** 3000K
- 35** 3500K (White only)
- CT5** 2700K - 5000K

- W** White
- B** Black

# Compatible Products

For use with 4" LED inserts

## 4" Dedicated LED ICA Housings



4" ICA Housing  
New Construction



4" ICA Housing  
Remodel



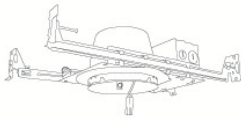
2-Hour Fire Rated 3" ICA Housing  
New Construction

| CAT NO.      | SPECIFICATIONS                         |
|--------------|--|
| EL490ICA     |  |
| EL490ICA-7   | 277V                                   |
| EL490ICA-EM5 | Emergency Battery Back-up (90 minutes) |

| CAT NO.   | SPECIFICATIONS |
|-----------|----------------|
| EL490RICA | 5 1/2" Height  |

| CAT NO.    | SPECIFICATIONS              |
|------------|-----------------------------|
| EL49FICA   | 7 1/2" Height - Sound Rated |
| EL49FICA-7 | 277V                        |

## 4" Shallow Dedicated LED IC Housings



4" LED Shallow Housing  
New Construction

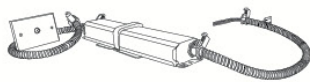


4" LED Shallow Housing  
Remodel

| CAT NO.    | SPECIFICATIONS         |
|------------|------------------------|
| EL492ICA   | 14W MAX. 3 1/2" Height |
| EL492ICA-7 | 277V                   |

| CAT NO.   | SPECIFICATIONS         |
|-----------|------------------------|
| EL492RICA | 14W MAX. 3 1/2" Height |

## 4" Accessories



Emergency Battery Backup



Fire Cover



Fire Enclosure

| CAT NO. | SPECIFICATIONS |
|---------|----------------|
| KEM-LD5 | 8W, 120/277V   |

| CAT NO. | SPECIFICATIONS      |
|---------|---------------------|
| FIRECVR | 9 3/4" H x 17" O.D. |

| CAT NO.    | SPECIFICATIONS             |
|------------|----------------------------|
| FIREENCL   | 20 3/8" L x 14 3/8" W      |
| FIREENCL-S | Shallow, 16" L x 14 3/8" W |



Mica Fire Tape



Socket Adapter



Socket Adapter

| CAT NO.  | SPECIFICATIONS |
|----------|----------------|
| FIRETAPE | 3/4" W x 16' L |

| CAT NO. | SPECIFICATIONS        |
|---------|-----------------------|
| PSA30   | Medium Base Connector |

| CAT NO. | SPECIFICATIONS                   |
|---------|----------------------------------|
| PSA31   | GU10 to ideal terminal connector |