


OCCUPANCY SENSORS SMART SWITCH® WALL MOUNT

Control interior lights automatically for energy savings, convenience & safety. RAB Passive Infrared Commercial Grade Wall Sensors - reliable and durable.



Full 180° view

LED Detection indicator

Tough, vandal resistant lens

Fits decorator wall plates

Control panel cover only removable with wall plate to prevent tampering

Manual Off/Auto switch

Time delay control hidden under removable cover



RAB Occupancy Sensors let you...

**“TURN THE
★#◎*&!!
LIGHTS OFF!”**



Winner of Plant Engineering Magazine's Product of the Year!



Control lights in offices for energy savings, convenience and safety.

Product Information

Catalog #:

Coverage Area:

Incandescent & Fluorescent Watts Switched:

Ratings:

Power Consumption:

Time Delay:

Manual Switch:

Ambient Light Sensing:

Adjustments:

Wiring:

Specifications

UL Listing:

Indoor applications

Easy Installation:

Fits decorator wallplates with only 1/2" protrusion. Fits single and multi-gang outlet boxes. Tamper proof control cover.

Maximum Energy Savings:

Light only when you need it. No ON switch so lights are never left on by mistake.

Compatibility:

Compatible with electronic ballasts. Can be wired in parallel.

Maximum Reliability:

Superb small movement sensitivity within 18 feet. LOS1000 has "ZAPS" - Zero Arc Point Switching to protect relay contacts lengthen ballast and sensor life.

Patents:

RAB sensor and fixture designs are protected under U.S. and international intellectual property laws.

Info Online 24/7

Spec Sheets & Installation Manuals

www.rabweb.com > click "PRODUCTS"

Smart Switch LOS800

Fits decorator wall plates with only 1/2" protrusion. 120 volts. Gangable. Full 180° view covers 1000 sq. ft. Works with electronic ballasts. Can be wired in parallel. LED indicator, wallplate included. Can also be used as a ceiling sensor. Must have hot, common & ground wires in box.

Finish: White
 Ivory



New!

Smart Switch LOS800CA

Meets California Title 24 standards. Must be turned on manually, but shuts off automatically. Full 180° view covers 1000 sq. ft. Works with electronic ballasts. Can be wired in parallel. LED indicator, wallplate included. Can also be used as a ceiling sensor. Must have hot, common & ground wires in box.

Finish: White
 Ivory



Smart Switch LOS1000


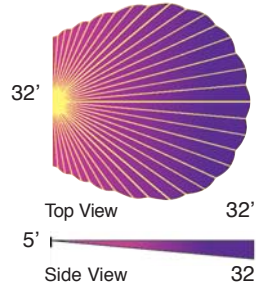
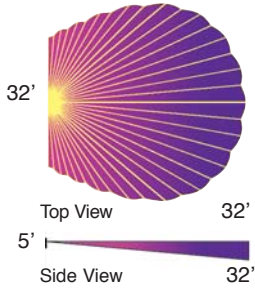
Fits decorator wall plates with only 1/2" protrusion. 120 or 277 volts. Gangable. Full 180° view covers 1000 sq. ft. Works with electronic ballasts. Can be wired in parallel. LED indicator, wallplate included. Can also be used as a ceiling sensor. No common or ground needed.

Finish: White
 Ivory



LOS1000 has "ZAPS" Zero Arc Point Switching that protects relay contacts and lengthens ballast and sensor life

Detection Patterns



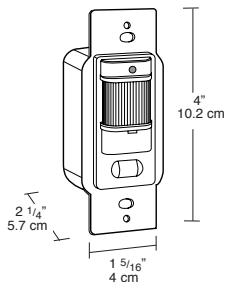
Catalog Numbers

White	Ivory
LOS800W/120	LOS800I/120
LOS800W/277	LOS800I/277
Order correct voltage for application	
1000 sf	
800 watts @ 120 volts	
1200 watts @ 277 volts	
6.7 amps @ 120 volts	
4.3 amps @ 277 volts	
Negligible	
8 seconds to 15 minutes	
Off - Auto	
n/a	
Time	
Hot, common & ground	

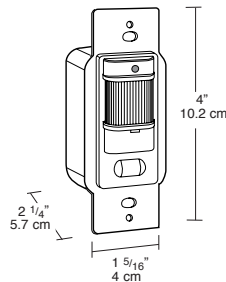
White	Ivory
LOS800CAW/120	LOS800CAI/120
LOS800CAW/277	LOS800CAI/277
Order correct voltage for application	
1000 sf	
800 watts @ 120 volts	
1200 watts @ 277 volts	
6.7 amps @ 120 volts	
4.3 amps @ 277 volts	
Negligible	
8 seconds to 15 minutes	
Manual on - Auto off	
n/a	
Time	
Hot, common & ground	

White	Ivory
LOS1000W/120	LOS1000I/120
LOS1000W/277	LOS1000I/277
Order correct voltage for application	
1000 sf	
1000 watts @ 120 volts	
1800 watts @ 277 volts	
8 amps	
1/6 horsepower	
Negligible	
30 seconds to 15 minutes	
Off - Auto	
n/a	
Time	
No common or ground needed	

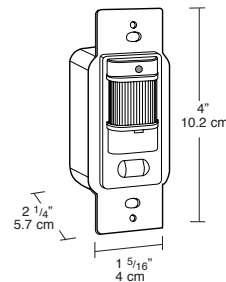
Dimensions



Fits decorator wallplates.
Only 1/2" protrusion from wall.



Fits decorator wallplates.
Only 1/2" protrusion from wall.



Fits decorator wallplates.
Only 1/2" protrusion from wall.