


# The RBF Series

The ideal choice for bathrooms



**CADET**  
SAFETY & QUALITY



## Features and Benefits

- Primary and Secondary Thermal Safeguards
  - Commercial grade high temperature manual reset
  - Over temperature one-time thermal device
- Built-in on/off switch
- Stainless steel grill with frame
- Nichrome coil element for quick heat



### General Information:

The RBF101 is a compact bathroom heater that features a convenient on/off rocker switch control and a fan forced interior from our most popular heater The Com-Pak Plus. The heater is on until manually turned off. The mesh screen attached to the grill breaks up the flow of air, providing a more gentle heat distribution. Factory rated at 1000 watts at 120V, this unit includes heater assembly, grill and grill frame.

### Architectural Information:

Fan forced electric air heaters shall be UL Listed and factory rated at 120V. Each complete heater shall be of unitized construction and attach to the wall can with four screws and shall be self-contained and completely separate from the wall mounting can. Element is of nichrome type wire wrapped on mica insulators with a high temperature manual reset limit switch and an over-temperature thermal back-up. A two stage centrifugal blower shall be driven by an impedance protected motor. The motor shall be totally isolated from the heating chamber. Grill assembly is made up of stamped grill and attached expanded metal screen. Grill trim frame is made of stainless steel.

### Carton Details

#### Heat Assembly & Grill Carton

DIMENSIONS	19.75"W x 14"H x 7"D
PALLET QTY.	42
CUBE	1.12



HEATER ASSEMBLY WITH ON/OFF SWITCH



WALL CAN

PHONE 360.693.2505  
 FAX 360.694.8668  
 WEB www.cadetco.com



**Technical Information:**

For best results use a timer control with the RBF heater. UL requires a minimum clearance of 6" from adjacent vertical surfaces such as walls, shelving, drapes, etc., and 6" from the floor. Manufacturer recommends 12" from finished floor and adjacent surfaces. A 3' minimum clearance is recommended for furniture or other objects placed directly in front of heater.

**NOTE:** Manufacturer recommends installing heater assembly after walls are finished. Heater must be cleaned every six months minimum.

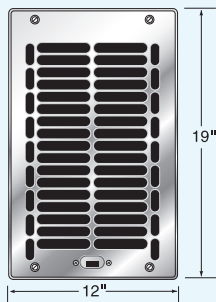
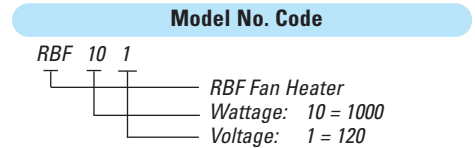
**Ordering Information:**

Recommended for elevations under 7500 feet. Stainless steel grill attaches with frame. Wall can sold separately.

UPC Code	Part#	Model#	Description	WATTS			AMPS			Wt./Lbs
				240V	208V	120V	240V	208V	120V	
027418 79241 9		RBF101	Heater Assembly, grill, and grill frame			1000			8.33	9

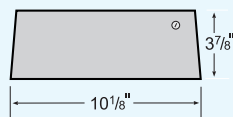
**ACCESSORIES**

UPC Code	Part#	Model#	Description	Wt./Lbs
027418 79243 3		RBFC	RBF Wall Can - Flush Mount	4.5



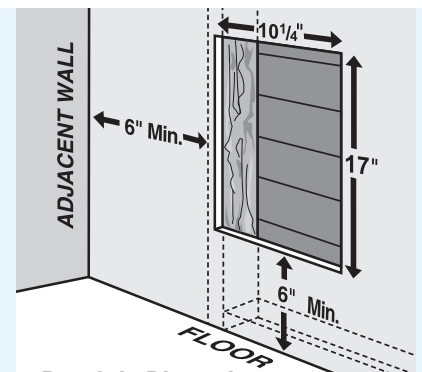
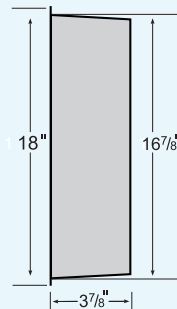
**Grill Dimensions:**  
 12"W x 19"H x 1/4"D

**Bottom View**



**Wall Can Dimensions:**  
 10 1/8"W x 18"H x 3 7/8"D

**Side View**



**Rough-in Dimensions:**  
 10 1/4"W x 17"H x 4"D