



ASSEMBLY/INSTALLATION INSTRUCTION

Please read carefully before installation
SAVE THESE INSTRUCTIONS

Step Lights



CL-352, CL-352-BR, SS



CL-353, CL-353-BR, SS

Assembly Instructions

1- These fixtures are designed for surface mounting.

2a-Exposed Wiring Mount

Lay fixture wires on slot provided in fixture base.

2b-Concealed Wiring Mount

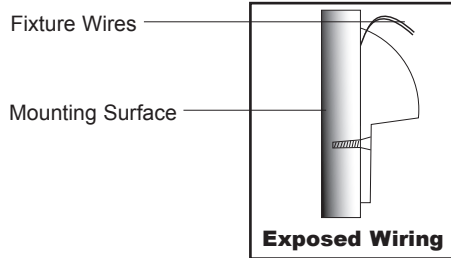
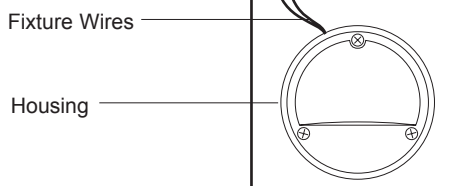
Make a 3/8" diameter hole on mounting surface and pass fixture wires through this hole to make connection with cable connector.

3-Fasten fixture to mounting surface with 2 screws supplied.

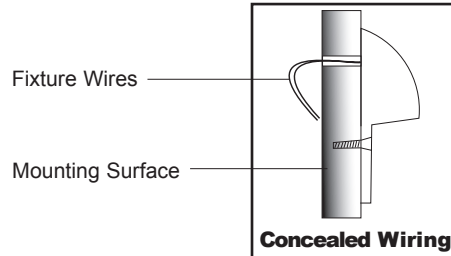
Caution:

Fixture(s) must be installed in accordance with all local codes and ordinances. Do not install within 10 feet of a pool, spa or fountain.

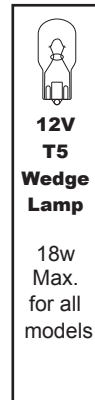
CL-353 shown



Exposed Wiring



Concealed Wiring



Installation Instruction

Fixture(s) should be used **"ONLY"** with low voltage landscape power units that do not exceed 25A, 15V. The power units reduce the voltage from 120 volts to 12 volts. The main cable from power units should be buried for less than 6 inches under the ground level and can be purchased from your local electric supply house.

1. Attach fixture(s) wires to main cable with UL cable connector suitable for direct burial. Then turn on power unit.

Warning: Fixture(s) wires have to be run in close proximity of fixture(s) and not buried more than 3 inches.

CL-352 shown



SAVE THESE INSTRUCTIONS

Limited Warranty

Corona Lighting warrants its products to be free of defects in material and workmanship under normal use, when installed in accordance with installation instructions, specifications and accepted trade practices as follows:

- Aluminum and composite components: One year limited warranty from date of sale.
- Brass, copper, and stainless steel components: Limited lifetime warranty from date of sales.
- Transformers: Ten years limited warranty from date of sales. One year warranty for timers, photocells, and accessories. Limited life time warranty on stainless steel enclosures.

This warranty excludes:

1. Light bulbs.
2. Products not used in accordance with directions specified in installation instructions and subject to un-authorized repair.
3. Damages caused by accident, alteration, misuse, abuse and exceeding the cost of product.
4. Costs incurred in shipment, repair, replace, remove or install of product by buyer and others.

Limit of Liability and other conditions

- Corona Lighting reserves the right to issue credit, repair or replace the defective product at our option upon receipt of written notification by original buyer of the alleged defect. Corona Lighting assumes no responsibility for improper installation of the product and shall not be liable for any incidental or consequential damages resulting from use of this product.
- The use of other company's products or components in conjunction with Corona Lighting's products may not covered by UL classifications and could be hazardous. Such usage, whether covered by UL classifications or not, automatically voids Corona Lighting product warranty.
- Corona Lighting does not authorize any other warranty, verbal or written except as described here.
- Corona Lighting reserves the right to make any changes to its products without prior notice.

Visit Corona Lighting's Web Site @ www.coronalighting.com for complete products information.

Corona Lighting, Inc. ; Los Angeles, California