

## Item Number 7224000

## Turbo Swirl Ceiling Fan

30 in. Brushed Aluminum Finish  
Light Maple Blades Opal Frosted Glass



### Specifications

Size .....	30"
Blades.....	MDF Blades (Light Maple)
Blade Pitch.....	18°
Approved Location .....	Indoor
Suggested Room Size.....	Small Room (10x10) or smaller
Down Rod.....	3/4" x 4"
Installation.....	Down Rod Only
Max. Ceiling Angle.....	18°
Lead Wire .....	78"
Light Bulb Usage.....	Includes (1) Candelabra (E12) Base, 4.5 Watt G16-1/2 LED Lamp
Control.....	Remote Control Adaptable
Motor Finish.....	Brushed Aluminum
Motor Material .....	Silicon Steel Motor 153mm x 15mm
Reverse Airflow.....	Yes
Capacitor .....	Triple
Switch Housing Cap.....	Not Included

### Energy Information


	<u>With down rod</u>	<u>Hugger/ Without down rod</u>
Airflow (CFM) when operated at high speed.....	2267	N/A
Energy Use (excludes lights) <sup>Δ</sup> .....	30	N/A
Airflow (CFM) <sup>Δ</sup> .....	1690	N/A
Airflow Efficiency (CFM/W) <sup>Δ</sup> .....	57	N/A
Estimated Yearly Energy Cost <sup>Δ</sup> .....	\$8	N/A
RPM (High) .....	227	
Amp (High).....	0.38	
Watts (High).....	45	



### Light Source

Number of Lamps.....	1
Energy Use (Watts) <sup>†</sup> .....	4.50
Equiv. Incand. Wattage <sup>†</sup> .....	60
Light Appearance (Kelvin).....	2700
Lumen <sup>†</sup> .....	500
CRI.....	80
Average Rated Hours.....	15000
Life in Years <sup>**†</sup> .....	13.60
Estimated Yearly Energy Cost..	\$0.54

Specifications are subject to change without notice, please visit [www.westinghouselighting.com](http://www.westinghouselighting.com) for latest information.

 WESTINGHOUSE, and INNOVATION YOU CAN BE SURE OF are trademarks of Westinghouse Electric Corporation.  
Used under license by Westinghouse Lighting. All Rights Reserved.

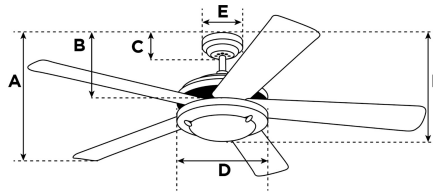
<sup>Δ</sup> Based on typical use, excluding lights  
<sup>\*</sup> Based on 12 cents per kWh and 6.4 hours use per day  
<sup>†</sup> Values are per lamp  
<sup>\*\*</sup> Based on 3hrs./day

## Item Number 7224000

## Turbo Swirl Ceiling Fan

30 in. Brushed Aluminum Finish  
Light Maple Blades Opal Frosted Glass

A. Top of Canopy to Bottom of Blades .....	10"
B. Top of Canopy to Bottom of Switch House .....	11.5"
C. Top of Canopy to Bottom of Canopy .....	2.3"
D. Width of Motor Housing.....	7"
E. Width of Canopy.....	5"
F. Top of Canopy to Bottom of Glass.....	14.5"




If a Combo Style Fan with a 4" Down Rod is installed without the Down Rod, Subtract 3" from the Dimensions Listed (A, B, F).  
If a Combo Style Fan with a 6" Down Rod is installed without the Down Rod, Subtract 5" from the Dimensions Listed (A, B, F).

## Warranty

Ceiling fans backed by our Limited Lifetime Warranty have a lifetime motor warranty and a 2-year warranty on all other parts.

Specifications are subject to change without notice, please visit [www.westinghouselighting.com](http://www.westinghouselighting.com) for latest information.

 WESTINGHOUSE, and INNOVATION YOU CAN BE SURE OF are trademarks of Westinghouse Electric Corporation.  
Used under license by Westinghouse Lighting. All Rights Reserved.