

Item Number 7224400

Arcadia Ceiling Fan

46 in. Brushed Nickel Finish
 Reversible Blades (Beech/Weathered Maple) Frosted White Alabaster Glass

Specifications

Size	46"
Blades.....	Reversible Plywood Blades (Beech/Weathered Maple)
Blade Pitch.....	12°
Approved Location	Indoor
Suggested Room Size.....	Large Room (up to 15x15)
Down Rod.....	3/4" x 4"
Installation.....	Down Rod Only
Max. Ceiling Angle.....	N/A
Lead Wire	78"
Light Bulb Usage.....	Includes (2) Candelabra (E12) Base, 4.5 Watt B11 LED Lamps
Control	Remote Control Included
Motor Finish.....	Brushed Nickel
Motor Material	Silicon Steel Motor 153mm x 12mm
Reverse Airflow.....	Yes
Capacitor	Triple
Switch Housing Cap.....	Not Included



Reversible Weathered Maple
Finish Blades

Energy Information


	<u>With down rod</u>	<u>Hugger/ Without down rod</u>
Airflow (CFM) when operated at high speed.....	3713	N/A
Energy Use (excludes lights) ^Δ	35	N/A
Airflow (CFM) ^Δ	2801	N/A
Airflow Efficiency (CFM/W) ^Δ	79	N/A
Estimated Yearly Energy Cost ^Δ	\$10	N/A
RPM (High)	222	
Amp (High)	0.42	
Watts (High)	51	



Light Source

Number of Lamps.....	2
Energy Use (Watts) [†]	4.50
Equiv. Incand. Wattage [†]	60
Light Appearance (Kelvin).....	2700
Lumen [†]	500
CRI.....	80
Average Rated Hours.....	15000
Life in Years ^{**†}	13.60
Estimated Yearly Energy Cost..	\$0.54

Specifications are subject to change without notice, please visit www.westinghouselighting.com for latest information.

 WESTINGHOUSE, and INNOVATION YOU CAN BE SURE OF are trademarks of Westinghouse Electric Corporation.
 Used under license by Westinghouse Lighting. All Rights Reserved.

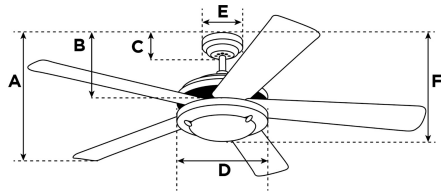
^Δ Based on typical use, excluding lights
^{*} Based on 12 cents per kWh and 6.4 hours use per day
[†] Values are per lamp
^{**} Based on 3hrs./day

Item Number 7224400

Arcadia Ceiling Fan

46 in. Brushed Nickel Finish
 Reversible Blades (Beech/Weathered Maple) Frosted White Alabaster Glass

A. Top of Canopy to Bottom of Blades	9.4"
B. Top of Canopy to Bottom of Switch House	11"
C. Top of Canopy to Bottom of Canopy	2"
D. Width of Motor Housing.....	9.8"
E. Width of Canopy.....	5.9"
F. Top of Canopy to Bottom of Glass.....	14"




If a Combo Style Fan with a 4" Down Rod is installed without the Down Rod, Subtract 3" from the Dimensions Listed (A, B, F).
 If a Combo Style Fan with a 6" Down Rod is installed without the Down Rod, Subtract 5" from the Dimensions Listed (A, B, F).

Warranty

Ceiling fans backed by our Limited Lifetime Warranty have a lifetime motor warranty and a 2-year warranty on all other parts.

Specifications are subject to change without notice, please visit www.westinghouselighting.com for latest information.

 WESTINGHOUSE, and INNOVATION YOU CAN BE SURE OF are trademarks of Westinghouse Electric Corporation.
 Used under license by Westinghouse Lighting. All Rights Reserved.