

# 4" Max. Adjustability New Construction IC Airtight Housing



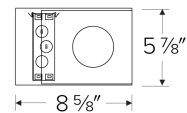
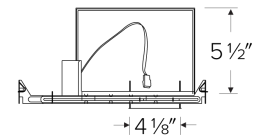
## Features

- IC Airtight for direct contact with insulation
- 120V Quick Connect for easy module installation
- Integrated collar allows for use with 5/8" thick to 1 1/2" thick ceilings
- Limited 5 year warranty

## Specifications

<b>Voltage</b>	120V
<b>Dimmable</b>	Triac/ELV

## Dimensions



## Technical Details

### Construction:

- IC rated for direct contact with insulation, for use in IC or non-IC conditions.
- Housing adjusts in frame to accommodate up to 1 1/2" ceiling thickness.
- Airtight housing with gasket to restrict airflow in accordance with ASTM E-283 air-tight requirements.
- Steel housing for greater heat dissipation. Stamped galvanized steel frame.

**Installation:** Designed for ceiling plenums where 2x6 joists or taller joists are used. High strength swivel hanger bars can easily be nailed to joists. Maximum hole cutout is 4 1/4". Suitable for T-grid and drop ceiling applications. See installation sheet for detailed information.

**Junction Box:** Positioned to accommodate straight conduit runs. Seven 1/2" trade size conduit knockouts, four 3/4" knockouts with pry-out knockout slots. 4 Romex pryouts with strain relief.

**Hanger Bars:** Pre-installed swivel hanger bars with TrueNail facilitate easy installation in regular lumber, engineered lumber, and laminated beams. Integral T-bar slots for easy installation in T-bars. Spans up to 24" and can be repositioned 90°. Score lines allow for tool-free hanger bar size reduction. Integral leveling flange allows for single-person installation while aligning the housings with the joists.

### Electrical:

- Input Voltage: 120V AC.
- Inherently protected.

### Dimmability:

- Dimmability based on lamp.

**Lamp:** Designed for use with ELCO 4" PEX Diecast Trims and Koto™ LED module

### Listings:

- cULus Listed for US and Canada.
- UL Listed for Damp Location.
- UL Listed for Wet Location with select trims.
- UL Listed for Feed Through.
- UL Listed for Direct Contact with Insulation and Combustible Material.
- Airtight per ASTM E-283.
- Install a JA8-2016-E lamp for Title 24 Compliance.

**Warranty:** ELCO Lighting warrants products will be free from defects in materials and workmanship for a period of 5 years.

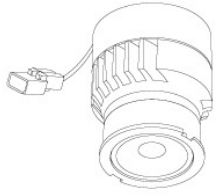
## Product Numbers

Item	Voltage	Dimming
EL4851CA	120V	Triac/ELV

# Compatible Products

For use with Dedicated 4" IC MAX. Adjustability LED Housings

## Koto™ LED Module



**Koto™ LED Module**  
ELK07, ELK09, & ELK11

PRODUCT NUMBER BUILDER					
Koto™ LED Module	Lumens	Color Temperature		Beam Angle	
ELK					
07	750 lm	27	2700K	(blank)	38° lens (Standard)
09	950 lm	30	3000K	-S	18° lens
11	1150 lm	35	3500K	-N	25° lens
		40	4000K	-W	60° lens
		SD	Sunset Dimming (For ELK09 & ELK11)	-FC	18° - 50° Adjustable (ELK07 Only)

### ACCESSORIES



#### Lens

- EP731C** 18° Lens
- EP732C** 25° Lens
- EP733C** 38° Lens
- EP734C** 60° Lens

\*EP732C, EP733C, EP734C Included

#### Snoot

- L50W** White
- L50B** Black



#### Secondary Optics

- L45** Hex Louver
- L46** Linear Lens
- L47** Spread Louver
- L49** Frosted Lens
- L51** Color Shifter

**Koto™ LED Module with 5-CCT Switch**

**Product Number**

ELK08CT5	825 lm
ELK10CT5	1000 lm

## 4" Pex™ Twist-On Trims



**Reflector**  
**ELK4118**  
Finishes:  
(W, BB, BZ, B, C, H)



**Adjustable Gimbal**  
**ELK4129**  
Finishes:  
(W, BB, BZ, B, C, H)



**Adjustable Pinhole**  
**ELK4127**  
Finishes:  
(B, BB, BZ)



**Adjustable Baffle**  
**ELK4193**  
Finishes:  
(W, BB, B)



**Slot Aperture**  
**ELK4130**  
Finishes:  
(W)



**Rotatable Slot Aperture**  
**ELK4120**  
Finishes:  
(W)



**Adj. Wall Wash**  
**ELK4122**  
Finishes:  
(W)



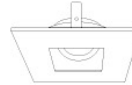
**Adjustable Spot**  
**ELK4188**  
Finishes:  
(W, B, BZ)



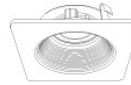
**Reflector**  
**ELK4218**  
Finishes:  
(W, BB, BZ, B, C, H)



**Adjustable Gimbal**  
**ELK4229**  
Finishes:  
(W, BB, BZ, B, C, H)



**Adjustable Pinhole**  
**ELK4227**  
Finishes:  
(B, BB, BZ)



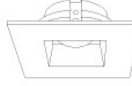
**Adjustable Phenolic Baffle**  
**ELK4293**  
Finishes:  
(W, BB, B)



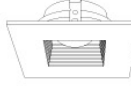
**Adj. Slot Rotatable Aperture**  
**ELK4220**  
Finishes:  
(W)



**Adjustable Wall Wash**  
**ELK4222**  
Finishes:  
(W)



**Adjustable Reflector**  
**ELK4282**  
Finishes:  
(W)



**Adjustable Baffle**  
**ELK4284**  
Finishes:  
(W)

# Compatible Products

For use with Dedicated 4" IC MAX. Adjustability LED Housings

## 4" Pex™ Adjustable Trimless



Round Spackle Frame

EL4SFR



Round Adjustable Trimless Reflector

ELK415

Finishes:  
(W, B, BZ, H)



Round Fixed Trimless Reflector

ELK408

Finishes:  
(W, B, BZ, H)



Square Spackle Frame

EL4SFS



Square Adjustable Trimless Reflector

ELK459

Finishes:  
(W, B, H)



Square Trimless Reflector

ELK445

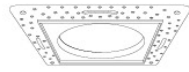
Finishes:  
(W, B, H)

## 4" Flush Mount Trim Adaptors • For use with ELK41, ELK42 & ELK47 Trims



Round Flush Mount

EL4FMR



Square Flush Mount

EL4FMS

## 4" Flexa™ Twist-On Trims



Round Reflector

ELK4721

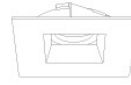
Finishes:  
(WW, BB, BZBZ, BW, CC, CW,  
HW, CN)



Round Baffle

ELK4723

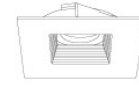
Finishes:  
(WW, BB, BZBZ, BW)



Square Reflector

ELK4741

Finishes:  
(WW, BB, BZBZ, BW, HW)  
*\*Not for Remodel Housing*



Square Baffle

ELK4743

Finishes:  
(WW, BB, BZBZ, BW)  
*\*Not for Remodel Housing*



Adjustable Sq. Reflector

ELK4759

Finishes:  
(WW, BB, B, H)

\*Finishes: **W** - All White, **BB** - All Black,  
**BZ** - All Bronze, **B** - Black Reflector w/White Ring,  
**C** - Chrome Reflector w/White Ring,  
**H** - Haze Reflector w/White Ring

# Compatible Products

For use with Dedicated 4" IC MAX. Adjustability LED Housings

## 4" LED Light Engines



Round Reflector

CAT NO.	SPECIFICATIONS
EL41527W	10W, 800 lm, 2700K
EL41530W	10W, 850 lm, 3000K
EL41535W, BZ	10W, 900 lm, 3500K
EL41540W	10W, 900 lm, 4000K
EL41550W	10W, 950 lm, 5000K
EL415CT5W, BB, BZ	12W, 850 lm, 2700K - 5000K



Round Baffle

CAT NO.	SPECIFICATIONS
EL41027W	10W, 800 lm, 2700K
EL41030W	10W, 850 lm, 3000K
EL41035W	10W, 900 lm, 3500K
EL41040W	10W, 900 lm, 4000K
EL410CT5W, BB	12W, 850 lm, 2700K - 5000K
EL41230W	14W, 1000 lm, 3000K
EL412CT5W	14W, 1000 lm, 2700K - 5000K



Round Reflector

CAT NO.	SPECIFICATIONS
EL41727C, H	14W, 1000 lm, 2700K
EL41730W, C	14W, 1000 lm, 3000K
EL41735C, H	14W, 1000 lm, 3500K
EL41740W, C, H	14W, 1000 lm, 4000K
EL417CT5W, H	14W, 1000 lm, 2700K - 5000K

DIMS TO WARM  
SUNSET DIMMING TECHNOLOGY



Round Reflector

CAT NO.	SPECIFICATIONS
EL415SDW, BZ	10W, 700 lm, Sunset
EL410SDW, BZ	10W, 700 lm, Sunset



Square Reflector

CAT NO.	SPECIFICATIONS
EL442CT5W	11W, 850 lm, 2700K - 5000K
EL442CT3BB, BZ	11W, 750 lm, 2700K - 3500K



Square Baffle

CAT NO.	SPECIFICATIONS
EL44127W	10W, 750 lm, 2700K
EL441CT3BZ	10W, 750 lm, 2700K - 3500K
EL441CT5W	10W, 750 lm, 2700K - 5000K



Round Gimbal

CAT NO.	SPECIFICATIONS
EL41627W	9W, 620 lm, 2700K
EL416CT5W, B, BZ	9W, 650 lm, 2700K - 5000K



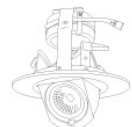
Square Gimbal

CAT NO.	SPECIFICATIONS
EL446CT5W, B, BZ	11W, 700 lm, 2700K - 5000K
EL446HLCT5W	12W, 1000 lm, 2700K - 5000K



Round Baffle Gimbal

CAT NO.	SPECIFICATIONS
EL41427W	10W, 625 lm, 2700K
EL41435W	10W, 675 lm, 3500K
EL414CT5W, B	12W, 650 lm, 2700K - 5000K



Round Pull Down Adjustable

CAT NO.	SPECIFICATIONS
EL49727W, B, BZ	12.6W, 840 lm, 2700K
EL49730W, B, BZ	12.6W, 840 lm, 3000K



Square Pull Down Adjustable

CAT NO.	SPECIFICATIONS
EL44727W, B, BZ	12.6W, 840 lm, 2700K
EL44730W, B, BZ	12.6W, 840 lm, 3000K



Round Pull Down Adjustable (2nd Generation)

CAT NO.	SPECIFICATIONS
EL49727W2, BZ2	11W, 950 lm, 2700K
EL49730W2, BZ2	11W, 950 lm, 3000K

\*Finishes: **W** - All White, **B** - All Black, **BZ** - All Bronze, **C** - Chrome w/White Ring, **H** - Haze w/White Ring

# Compatible Products



For use with Dedicated 4" IC LED MAX. Adjustability LED Housings

## 4" Cedar™ LED Light Engines



**Round Reflector**

**E410R**

Finishes:

(W, BB, BZ, B, C, H, MW, MB)



**Round Wall Wash Reflector**

**E411R**

Finishes:

(W, BB, BZ, B, C, H, MW, MB)



**Round Drop Glass**

**E412R**

Finishes:

(W, BB, BZ, B, C, H, MW, MB)



**Round Baffle**

**E414R**

Finishes:

(W, BB, BZ, B)



**Square on Square Baffle**

**E415R**

Finishes:

(W, BZ)



**Square on Square Reflector**

**E417R**

Finishes:

(W, BZ, C, H)



**Square on Round Reflector**

**E420R**

Finishes:

(W, BB, BZ, C, H, MW, MB)



**Square on Round Baffle**

**E424R**

Finishes:

(W, BB, BZ, B)

### PRODUCT NUMBER BUILDER

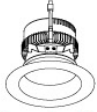
4" LED Module & Driver	Style	Lumens	Color Temperature	Finish
<b>E4</b>				
	<b>10R</b> Round Reflector	<b>08</b> 850 lm (10.5W)	<b>27</b> 2700K	<b>W</b> All White
	<b>11R</b> Round Wall Wash Reflector		<b>30</b> 3000K	<b>BB</b> All Black
	<b>12R</b> Round Drop Glass		<b>35</b> 3500K	<b>BZ</b> All Bronze
	<b>14R</b> Round Baffle		<b>40</b> 4000K	<b>B</b> Black w/White Ring
	<b>15R</b> Sq. on Sq. Baffle		<b>SD</b> Sunset Dimming	<b>C</b> Chrome w/White Ring
	<b>17R</b> Sq. on Sq. Reflector			<b>H</b> Haze w/White Ring
	<b>20R</b> Sq. on Round Reflector			<b>MW</b> Matte White
	<b>24R</b> Sq. on Round Baffle			<b>MB</b> Matte Black

# Compatible Products



For use with Dedicated 4" IC MAX. Adjustability LED Housings

## 4" Ply™ 120/277V LED Inserts



**Round Insert with 5-CCT and 3-Lumen Switch**

**EL475CT5D**  
Finishes:  
**(W, H, BB, HW)**



**Round Insert**

**EL49530D**  
Finishes:  
**(W)**

\*Finishes: **W** - All White, **BB** - All Black, **H** - All Haze, **HW** - Haze w/White Ring

\*Must be used with PLY™ Housings for 0-10V dimmability (EL490ICDXA, EL490RICDXA, EL492ICDXA, EL492RICDXA).  
With non-ply housing this is non-dimmable, 120-277V input only.

## 4" Ply™ 120/277V Adjustable LED Inserts



**Round Adjustable Gimbal**

**EL414**  
Finishes:  
**(DXW, DXB)**



**Round Adjustable Insert**

**EL497**  
Finishes:  
**(DXW, DXB, DXBZ DXN)**



**Square Adjustable Insert**

**EL447**  
Finishes:  
**(DXW, DXB, DXBZ DXN)**

### ACCESSORIES



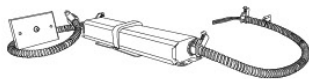
**Interchangeable Lens**  
(For EL497 & EL447 Series only)

**EP710C** 20° Beam  
**EP712C** 60° Beam

### PRODUCT NUMBER BUILDER

4" 120/277V Adjustable LED Inserts	Style	Color Temperature	Finish
<b>EL4</b>			
	<b>14</b> Adjustable Gimbal	<b>27D</b> 2700K	<b>DXW</b> All White
	<b>97</b> Round Adjustable	<b>30D</b> 3000K	<b>DXB</b> All Black
	<b>47</b> Square Adjustable		<b>DXBZ</b> All Bronze
			<b>DXBN</b> All Nickel

## 4" Accessories



**Emergency Battery Backup**

**CAT NO.** KEM-LD5  
**SPECIFICATIONS** 8W, 120/277V

\* Requires access from above



**Fire Cover**

**CAT NO.** FIRECVR  
**SPECIFICATIONS** 9 3/4" H x 17" O.D.



**Fire Enclosure**

**CAT NO.** FIREENCL  
**SPECIFICATIONS** 20 3/8" L x 14 3/8" W  
**FIREENCL-S** Shallow,  
16" L x 14 3/8" W



**Mica Fire Tape**

**CAT NO.** FIRETAPE  
**SPECIFICATIONS** 3/4" W x 16' L