

Pex™ 4" Square Trimless Smooth Reflector Trim

Pex™ Precision die-cast trims with Twist-&-Lock system for easy tool-free installation



Features

- 4" Square Trimless Smooth Reflector.
- Convenient twist-lock design for easy installation.
- Lamp: Koto™ LED Module.
- Wet Location rated.

Technical Details

Installation: Twist-lock design allows for easy mounting onto the Koto™ LED Module.

Lamp: Koto™ LED Module.

Options



EL4SFS - Frame



ELK445W - White Reflector

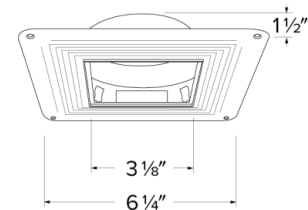


ELK445H - Haze Reflector

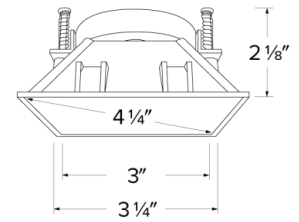


ELK445B - Black Reflector

EL4SFS



ELK445W



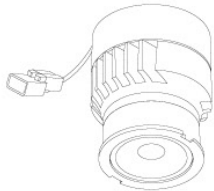
Product Numbers

Item	Description	Finish
EL4SFS	Square Spackle Frame	
ELK445W	Square Smooth Reflector Trim	All White
ELK445H	Square Smooth Reflector Trim	Haze
ELK445B	Square Smooth Reflector Trim	All Black

Compatible Products

For use with 4" Koto™ Twist-&-Lock Trimless

Koto™ LED Module & 4" Dedicated LED ICA Housing



Koto™ LED Module
ELK07 - ELK09

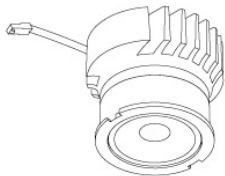
PRODUCT NUMBER BUILDER			
Koto™ LED Module	Lumens	Color Temperature	Beam Angle
ELK			
07	750 lm	27 2700K	(blank) 38° lens (Standard)
09	950 lm	30 3000K	-S 18° lens
		35 3500K	-N 25° lens
		40 4000K	-W 60° lens
		SD Sunset Dimming (ELK09 Only)	



4" ICA Maximum Adjustability Housing
New Construction

CAT NO.	SPECIFICATIONS
EL485ICA	Maximum Adjustability

Koto™ Architectural LED Light Engine & 4" Architectural ICA Housings

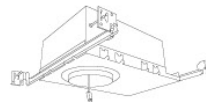


Koto™ LED Light Engine
ELK19 - ELK21

PRODUCT NUMBER BUILDER			
Koto™ LED Light Engine	Lumens	Color Temperature	Beam Angle
ELK			
19	750 - 850 lm	27D 2700K	(blank) 38° lens (Standard)
21	1100 - 1500 lm	30D 3000K	-S 18° lens
		35D 3500K	-N 25° lens
		40D 4000K	-W 60° lens
		SD Sunset Dimming (ELK19 Only)	



4" High Lumen Maximum Adjustability ICA Housing
1500 lm (18.9W) w/ELK21 Series Module
Not for use with ELK19 Series Module
New Construction



4" Shallow Maximum Adjustability ICA Housing
850 lm (14.7W) w/ELK19 Series Module
1100 lm (14.7W) w/ELK21 Series Module
New Construction

CAT NO.	SPECIFICATIONS
E4LK47ICA	15.7W - 120V - Triac/ELV
E4LK48ICAD	15.7W - 120/277V 0-10V/Triac/ELV
E4LK79ICAD	18.9W - 120/277V 0-10V/Triac/ELV

CAT NO.	SPECIFICATIONS
E4LK98ICA	120V - Triac/ELV
E4LK99ICAD	120/277V - 0-10V/Triac/ELV

ACCESSORIES FOR KOTO™ LED MODULE & KOTO™ ARCHITECTURAL LED LIGHT ENGINE



Lens

EP731C	18° Lens
EP732C	25° Lens
EP733C	38° Lens
EP734C	60° Lens

*EP732C, EP733C, EP734C Included



Reflectors

EP735C	15°
EP736C	25°
EP737C	38°
EP738C	60°



Secondary Optics

L45	Hex Louver
L46	Linear Louver
L47	Spread Louver