

Flexa™ 6" Round Reflector for Koto™ Module

Mix and match any ring finish with any reflector finish



Features

- 2 Piece Flexa™ trims for maximum design flexibility.
- Convenient twist-lock design for ease of installation.
- Diecast construction for lasting quality.
- 7 3/8" O.D. - 2 1/4" H

Technical Details

- Construction:** Diecast aluminum with a powder coated finish.
- Installation:** Twist-lock design allows for easy mounting onto the Koto™ LED Module. Clips securely mount trim into the housing and keeps ring flush with ceiling.
- Compatible Module:** Koto™ LED Modules (ELK07 & ELK09 Series)
- Lamp:** Koto™ LED Module.

Options



All White



All Black



All Bronze



Black Reflector
w/White Trim



All Chrome



Chrome Reflector
w/White Trim

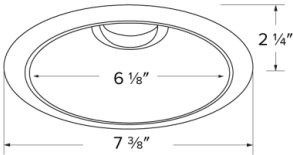


Chrome Reflector
w/Nickel Trim



Haze Reflector
w/White Trim

Dimensions



Product Numbers

Item	Finish
ELK610WW	All White
ELK610BB	All Black
ELK610BZBZ	All Bronze
ELK610BW	Black with White Trim
ELK610CC	All Chrome
ELK610CW	Chrome with White Trim

Item	Finish
ELK610CN	Chrome with Nickel Trim
ELK610HW	Haze with White Trim

Product Number Builder

Example: **ELK610WW**

6" Koto™ Flexa™ Trim

Reflector Finish

Ring Finish

ELK610

W White
B Black
BZ Bronze
C Chrome
H Haze with White Trim

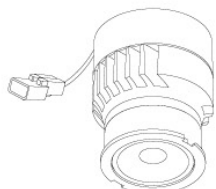
W White
B Black
BZ Bronze
C Chrome
N Nickel

Compatible Products

For use with 6" Koto™ Twist-&-Lock Trims



Koto™ LED Module



Koto™ LED Module
ELK07, ELK09, & ELK11

PRODUCT NUMBER BUILDER

Koto™ LED Module	Lumens	Color Temperature	Beam Angle
ELK			
07	750 lm	27 2700K	(blank) 38° lens (Standard)
09	950 lm	30 3000K	-S 18° lens
11	1150 lm	35 3500K	-N 25° lens
		40 4000K	-W 60° lens
		SD Sunset Dimming (For ELK09 & ELK11)	-FC 18° - 50° Adjustable (ELK07 Only)

ACCESSORIES



Lens

EP731C* 18° Lens
EP732C* 25° Lens
EP733C* 38° Lens
EP734C* 60° Lens
**EP732C, EP733C, EP734C
 Included with standard module*



Snoot

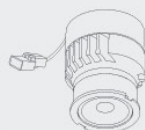
L50W White
L50B Black



Secondary Optics

L45 Hex Louver
L46 Linear Lens
L47 Spread Louver
L49 Frosted Lens
L51 Color Shifter

**Standard module includes 38° installed
 with 25° & 60° field changeable lenses.*

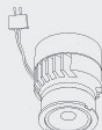


**Koto™ LED Module
with 5-CCT Switch**



Product Number

ELK08CT5 825 lm, 5-CCT, 120V
ELK10CT5 1000 lm, 5-CCT, 120V



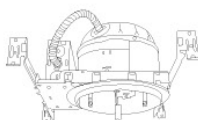
**12V AC Retrofit
Koto™ LED Module**

For retrofitting 4" Bi-Pin
 12V AC GU5.3 Housings

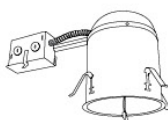
Product Number

ELK0827-12 800 lm, 2700K, 12V AC
ELK0830-12 800 lm, 3000K, 12V AC
ELK08SD-12 800 lm, Sunset, 12V AC

6" Koto™ Dedicated LED ICA Housings



6" Standard ICA Housing
New Construction



6" Standard Remodel ICA Housing
Remodel



6" 2-Hour Fire Rated ICA Housing
New Construction

CAT NO.	SPECIFICATIONS
EL770ICA	7" Height
EL760ICA	5 1/2" Height, Shallow

CAT NO.	SPECIFICATIONS
EL770RICA	7 1/2" Height
EL760RICA	5 1/2" Height, Shallow

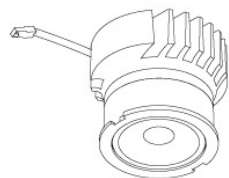
CAT NO.	SPECIFICATIONS
EL76FICA	7 3/4" Height - Sound Rated
EL75FICAS	6 3/16" Height, Shallow

Compatible Products

For use with 6" Koto™ Twist-&-Lock Trims



Koto™ Architectural LED Light Engine



Koto™ LED Light Engine
ELK19 - ELK21

PRODUCT NUMBER BUILDER			
Koto™ LED Light Engine	Lumens	Color Temperature	Beam Angle
ELK			
19	750 - 850 lm	27D 2700K	(blank) 38° lens (Standard)
21	1100 - 1500 lm	30D 3000K	-S 18° lens
		35D 3500K	-N 25° lens
		40D 4000K	-W 60° lens
		SD Sunset Dimming (ELK19 Only)	-FC 18° - 50° Adjustable (ELK21 Only)

**Standard module includes 38° installed with 25° & 60° field changeable lenses.*

ACCESSORIES



Lens

EP731C	18° Lens
EP732C	25° Lens
EP733C	38° Lens
EP734C	60° Lens
<i>*EP732C, EP733C, EP734C Included with standard module</i>	



Snoot

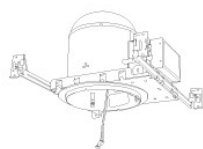
L50W	White
L50B	Black



Secondary Optics

L45	Hex Louver
L46	Linear Lens
L47	Spread Louver
L49	Frosted Lens
L51	Color Shifter

6" Koto™ Dedicated LED ICA Housings



6" Koto™ Maximum Adjustability ICA Housing
850 lm (14.7W) w/ELK19 Series Module
1100 lm (14.7W) w/ELK21 Series Module
New Construction

CAT NO.	SPECIFICATIONS
E6LK37ICA	7 ½" Height, Triac/ELV, 120V
E6LK38ICAD	7 ½" Height, 0-10V/Triac/ELV, 120/277V



6" Maximum Adjustability High Lumen ICA Housing
Use with ELK21 Series Module
Not for use with ELK19 Series Module
Double Wall

CAT NO.	SPECIFICATIONS
E6LK43ICA	7 ¼" Height, 120V, Triac/ELV, 1250 lm
E6LK44ICAD	7 ¼" Height, 120/277V, 0-10V/Triac/ELV, 1250 lm
E6LK56ICA	7 ¼" Height, 120V, Triac/ELV, 1500 lm
E6LK57ICAD	7 ¼" Height, 120/277V, 0-10V/Triac/ELV, 1500 lm