

Project		Catalog #		Type	
Prepared by		Notes		Date	



HALO

SMD14 Series

14" Round and Square
Surface Mount Downlight
SMD14R & SMD14S

Typical Applications
Residential

Interactive Menu

- Order Information page 2
- Product Specifications page 2
- Photometric Data page 4
- Product Warranty
- Dimming Guide

Product Certification



Refer to ENERGY STAR® Certified Products List.
Can be used to comply with 2019 Title 24 Part 6.6.2.1
Can be used to comply with California Title 24 High Efficacy requirements.
Certified to California Appliance Efficiency Database under JAB.

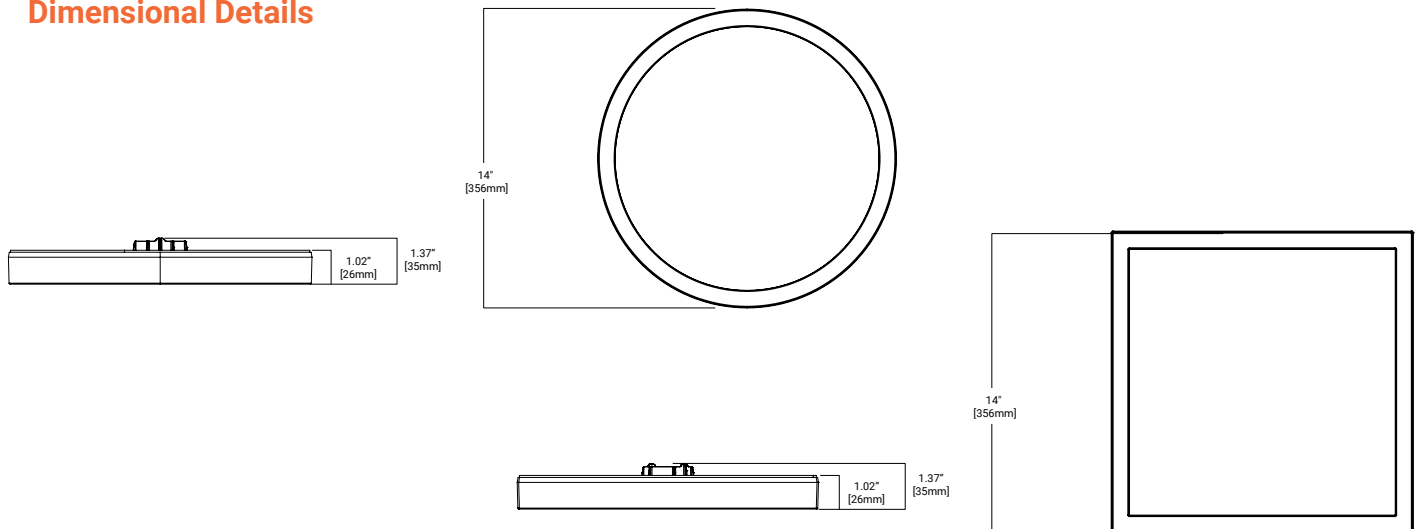
Product Features



Top Product Features

- Ultra-low profile surface luminaire with wide distribution
- Ceiling or wall mounting in compatible junction boxes
- 2000 lumen; 2700K, 3000K, 3500K, 4000K or 5000K CCT; 90 CRI
- Universal Voltage 120V – 277V options
- Dimmable with 0-10V DC low voltage dimmers only

Dimensional Details



Ordering Information

SAMPLE NUMBER: **SMD14R20930WHE** = 14" Round Surface Mount Downlight, 90CRI, 3000K

Junction Box Installation: Order junction box separately, as supplied by others, to complete installation.

Recessed Installation: Order Halo recessed housing separately to complete installation.

Models	Lumens	CRI/CCT	Finish	Voltage
SMD14R = 14" Round Surface Mount Downlight SMD14S = 14" Square Surface Mount Downlight	20 = 2000 lumen series	9S = 90 CRI, field selectable 2700K, 3000K, 3500K, 4000K or 5000K CCT	WH = Matte White	E = UNV Universal 120-277V

Accessories
SMD14RTRMSN = 14" Round SMD Satin Nickel SMD14RTRMTBZ = 14" Round SMD Tuscan Bronze SMD14RTRMWH = 14" Round SMD White (paintable) SMD14STRMSN = 14" Square SMD Satin Nickel SMD14STRMTBZ = 14" Square SMD Tuscan Bronze SMD14STRMWH = 14" Square SMD White (paintable) T24HWKIT = Title 24 Cable harness kit used to convert incandescent and low voltage housings to LED HE26LED = E26 Screw base adapter for retrofit (included)



SMD14RTRMWH
round, white (paintable)



SMD14RTRMSN
round, satin nickel



SMD14RTRMTBZ
round, tuscan bronze



SMD14STRMWH
round, white (paintable)



SMD14STRMSN
round, satin nickel



SMD14STRMTBZ
round, tuscan bronze

Product Specifications

Housing

- Non-electrically conductive polycarbonate frame.
- High impact diffuse polystyrene lens provides shielding to the light guide with no pixilation
- Stamped aluminum housing provides thermal cooling achieving L70 at 50,000 hours in IC and non-IC applications

Gaskets

- Closed cell gasket achieves restrictive airflow and wet location requirements without additional caulking

Optics

- Precision acrylic light guide organizes source flux into wide distribution with 1.2 – 1.4 spacing criteria useful for general area illumination

LED

- Mid power LED array provide a uniform source with high efficiency and long life.
- Available in 90 CRI minimum, R9 greater than 50 and color accuracy within 3 SDCM provide color accuracy and uniformity

Driver

- Integrated 120-277V 60Hz constant current driver provides noise free operation.
- SMD Universal Voltage (120-277V) configurations are recommended for use with compatible 0-10V DC low voltage dimmers only.

Mounting/Retention

- Adjustable spider plate allows for quick installation into junction boxes.

Electrical Junction Box Mounting

- The SMD may be used in compatible electrical junction boxes in direct contact with insulation including spray foam insulation.
- Suitable for installation in many 3-1/2" and 4" square, octagon, and round electrical junction boxes.
- **Note:** SMD14 is only compatible with junction boxes that provide minimum depth of 2-1/8".
- Installer must ensure compatibility of fit, wiring and proper mounting in the electrical junction box. This includes all applicable national and local electrical and building coded

Designer Skins (sold separately)

- SMD skins are accessory rings in both round and square. These skins attach to the SMD for a permanent finish. Refer to the SMD accessories specification sheet for details.
 - Matte White (Paintable)
 - Satin Nickel
 - Tuscan Bronze

Compliance

- cULus Certified in US and Canada.
- Wet and Damp Location listed, airtight per ASTM-E283
- Suitable for use in closets, compliant with NFPA® 70, NEC® Section 410.16 (A)(3) and 410.16 (C)(5)
- EMI/RFI emissions per FCC 47CFR Part 15B
- Contains no mercury or lead and RoHS compliant.
- Photometric testing in accordance with IES LM-79-08
- Lumen maintenance projections in accordance with IES LM-80-08 and TM-21-11.
- Can be used for State of California Title 24 high efficacy luminaire compliance, reference the California Energy Commission Title 20 Appliance Efficiency Database for current listings.
- Can be used for International Energy Conservation Code (IECC) and high efficiency luminaire compliance
- ENERGY STAR® listed, reference database for current listings

Warranty

- Five-year limited warranty.

Junction Box Compatibility

***Note:** SMD12 configuration is only compatible with junction boxes that provide a minimum depth of 2-1/8". Junction boxes meeting these requirements listed below.



4" octagon light fixture/fan steel box
4" x 4" x 2-1/8"
(102mm x 102mm x 54mm)



4" square deep steel box
4" x 4" x 2-1/8"
(102mm x 102mm x 54mm)



TP316
for non-metallic cable
4" x 4" x 2-1/8"
(102mm x 102mm x 54mm)



TP317
for metal clad cable
4" x 4" x 2-1/8"
(102mm x 102mm x 54mm)



4" round new work non-metallic light fixture/fan box
4" diameter x 2-3/16"
(102mm x 56mm)



3-1/2" round new work non-metallic ceiling box
3-1/2" diameter x 2-3/4"
(89mm x 70mm)



3-1/2" round old work non-metallic box
4-1/4" O.D. flange, 3-1/2" I.D. x 2-5/8"
(108mm O.D., 89mm I.D. x 67mm)

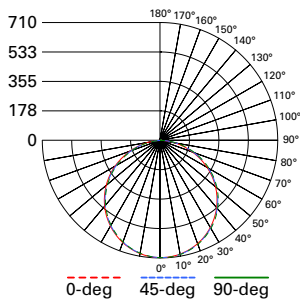


4" round new work non-metallic box with hanger bar assembly
4" diameter x 2-3/16"
(102mm x 56mm)

*This is a representative list of compatible junction boxes only. Information contained in this literature about other manufacturers' products is from published information made available by the manufacturer and is deemed to be reliable, but has not been verified. Cooper Lighting Solutions makes no specific recommendation on product selection and there are no warranties of performance or compatibility implied. Installer must determine that site conditions are suitable to allow proper installation of the mounting bracket in the box.

Photometric Data

View IES files



SMD14R09SWHE - 3000K

Spacing criterion: (0-180) 1.27
(90-270) 1.27
(Diagonal) 1.39

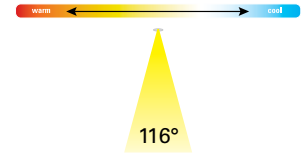
Beam Angle: 116°
Lumens: 2088
Input Watts: 26.1 W
Efficacy: 80 LPW
UGR: 19

Test Report:
SMD14R09SWHE 3000K.IES

Zonal Lumen	Lumens	% Lumens
0-30	553	26.5
0-40	909	43.5
0-60	1621	77.6
0-90	2084	99.8

TM-30-15	Rf = 92
	Rg = 99
CRI/CIE	Ra = 95
	R9 = 70

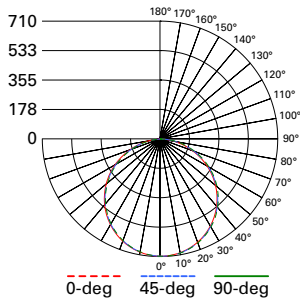
CCT - Range of 2700K- 5000K



SMD14R09SWHE*					
Nominal Lumens	CCT	Watts	lumens	LPW	CRI
2000LM	2700K	26.4	1977	74.9	93
	3000K	26.4	2014	76.3	94
	3500K	26.5	2054	77.5	95
	4000K	26.5	2090	78.9	95
	5000K	26.5	2150	81.1	93

SMD12R09SWHE - 3000K

PRODUCT SPECIFICATIONS	
Lumens	2014
Watts	26.4
Lumens Per Watt (Efficacy)	76.3
Color Accuracy (CRI)	94
Light Color (CCT) Correlated Color Temperature (CCT)	3000K



SMD12S09SWHE - 3000K

Spacing criterion: (0-180) 1.27
(90-270) 1.27
(Diagonal) 1.39

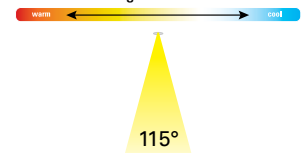
Beam Angle: 115°
Lumens: 2088
Input Watts: 26.1 W
Efficacy: 80 LPW
UGR: 19

Test Report:
SMD14S09SWHE 3000K.IES

Zonal Lumen	Lumens	% Lumens
0-30	553	26.5
0-40	909	43.5
0-60	1621	77.6
0-90	2084	99.8

TM-30-15	Rf = 92
	Rg = 99
CRI/CIE	Ra = 95
	R9 = 70

CCT - Range of 2700K- 5000K



SMD14S09SWHE*					
Nominal Lumens	CCT	Watts	lumens	LPW	CRI
2000LM	2700K	26.4	2053	77.8	93
	3000K	26.4	2079	78.8	94
	3500K	26.4	2112	80.0	95
	4000K	26.4	2142	81.1	95
	5000K	26.4	2185	82.8	93

SMD12S09SWHE - 3000K

PRODUCT SPECIFICATIONS	
Lumens	2079
Watts	26.4
Lumens Per Watt (Efficacy)	78.8
Color Accuracy (CRI)	94
Light Color (CCT) Correlated Color Temperature (CCT)	3000K