



Catalog Number
Notes
Type

Contractor Select™

IC1 LEDT24/ IC1R LEDT24

4" Housings for LED Retrofit Trims

The Juno 4" LED quick connect housings, for use with Juno retrofit LED trim modules, offer energy-efficient, Air-Loc® sealed housings that stop ex-filtration and infiltration of air, reducing heating and cooling costs without extra gaskets. The IC-rated housings can also be completely covered with insulation. The new construction, IC1 LEDT24, is suitable for ceilings up to 1-1/4" thick and the IC1R LEDT24, remodel downlight can be installed from below the ceiling.

FEATURES:

- Features non-screw base 120V plug-in quick connector
- Compatible with Juno retrofit LED trim modules
- Can be used to comply with Title 24, JA8 high efficacy light source requirements



IC1 LEDT24



IC1R LEDT24



Catalog Number	UPC	Description	Socket	Voltage	Pallet qty.
IC1 LEDT24	661209421494	4" New Construction IC Housing for LED Retrofit Trims	Quick Connect (No Socket)	120V	96
IC1R LEDT24	661209421500	4" Remodel IC Housing for LED Retrofit Trims	Quick Connect (No Socket)	120V	180



Specifications

ELECTRONIC CONNECTIONS:

Features non-screw base 120V plug-in connector • Compatible with Juno retrofit LED trim modules.

LABELS:

U.L. listed for U.S. and Canada for through-branch wiring and damp locations • Meets high efficacy requirements of California T24.

TESTING:

All reports are based on published industry procedures; field performance may differ from laboratory performance.

REAL NAIL® BAR HANGERS (NEW CONSTRUCTION HOUSINGS ONLY):

Telescoping, Real Nail® 3 system covered under US Patent D552,969 permits quick placement of housing anywhere within 24" O.C. joists or suspended ceilings • Integral T-bar notch and clip secures housing in suspended ceiling grid – no accessory clips required • 24" expansion stop allows quick placement of fixture in standard grid spacing • Bars scored in two locations for fast, clean breaking, allowing housing installation in tight applications • Bars captive to mounting frame • Edgemounted for extra strength • Captive bugle-headed ring shank nail for quick one-step installation and easy removal with claw hammer for fixture relocation • Quick-Loc slot and oversized locking set screw lock fixture in position • Bar hanger foot contoured to align to bottom of construction joist • Alternate mounting holes included.

JUNCTION BOX:

Pre-wired junction box provided with (6) 1/2" ((5) 1/2" for remodel version) and (1) 3/4" knockouts (IC1 only, not remodel), (4) Non-metallic sheathed cable connectors and ground wire, U.L. listed/CSA certified for through-branch wiring, maximum 4 No. 12 AWG 90° C branch circuit conductors (2 in, 2 out) • Junction box provided with removable access plates • Knockouts equipped with pryout slots.

MOUNTING FRAME (NEW CONSTRUCTION HOUSINGS ONLY):

22-gauge die-formed galvanized steel mounting frame • 9 1/8" L x 6 3/4" W, (excluding bar hangers) • Rough-in section (junction box, mounting frame, housing and bar hangers) fully assembled for ease of installation.

IC1 HOUSING:

Air-Loc IC housing, .032" aluminum • Inner housing is vertically adjustable to accommodate up to a 1 1/4" ceiling thickness.

IC1R HOUSING:

IC aluminum housing sealed for Air-Loc Compliance • Remodel springs accommodate up to a 5/8" ceiling thickness.

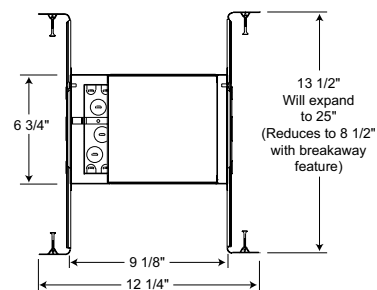
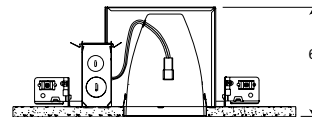
WARRANTY:

1-year limited warranty. Complete warranty terms located at:

www.acuitybrands.com/CustomerResources/Terms_and_conditions.aspx

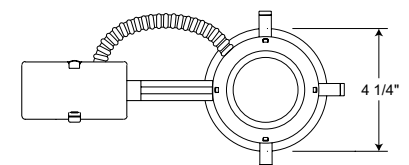
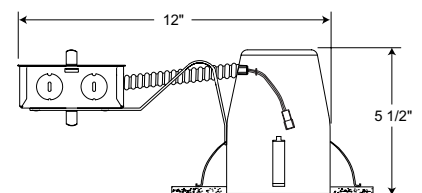
Note: Actual performance may differ as a result of end-user environment and application. All values are design or typical values, measured under laboratory conditions at 25 °C. Specifications subject to change without notice.

Dimensions



4 1/2" CEILING CUTOUT

IC1 LEDT24



4 3/8" CEILING CUTOUT

IC1R LEDT24