





SPHERE LED



SLIDE SYSTEM



B-TWEEN SYSTEM



SCOPE SYSTEM



VIDEO LINK

At CNS Frame Displays, we provide optical professionals with the essential components they need to create a unique, well-designed and attractive showroom at exceptional savings.

We strive to push the boundaries of optical retail innovation to provide a shopping experience for your customers that is efficient, enjoyable, and satisfying. Our goal is to meet and exceed the expectations of our clients by providing high quality optical related products. To do so, we continue to stay one step ahead of the trends in retail merchandising so that we can always offer our clients the leading solutions and exceptional products in combination with excellent customer service.

With the highly sophisticated clients we serve, we understand that the best solution for one retailer may not fit the needs of another. Therefore, our experienced staff of designers are available to address all of your individual needs, whether it is a set of custom acrylic rods for your cabinets or a newly-designed point-of-purchase display line for your upcoming eyewear collection.

Our product line includes an extensive assortment of optical frame displays, eyewear racks and storage cases, rotating displays and mirrors. All of our designs are the direct result of 20 years of

experience and ongoing market research to develop display solutions that meet the demanding needs of optical professionals. We are continuously developing new and innovative display solutions to assist our clients in presenting eyewear in a high-quality, fashionable way. Along with over 16,000 clients worldwide, we provide solutions to large, medium and small entities including; 3M, Aspen Eyewear, Aspex eyewear, Del Sol, Dept of VA affairs, Doctor's Vision Center, Duke University, University of Pittsburgh Medical Center, Performance Bike, Essilor USA, Eye Doctor's Optical Outlet, My Eye Dr, Eye mart Express, HMS Host, Lacoste USA, Macy's, Maui Jim Sunglasses, Modo, Premiere Vision, Sight for Sore Eyes, Starboard Cruise Services, Sterling Optical, Texas State Optical, The Limited, University of Georgia, University of Massachusetts, and many more.

In addition to our exceptional customer service, each one of our products is chosen based on the highest-quality standards of craftsmanship and design, which is why we are recognized by optical communities all over the world. At CNS Frame Displays, your satisfaction is always 100% guaranteed.

**Frame
Displays.com**

PICTOGRAMS



Height



Width



Depth



Diameter



Horizontally Rotatable



Vertically Rotatable



With Casters



Frame Capacity



Goggle Capacity



Case Capacity



Tray Capacity



Cover-Up



Illuminated




With LED



Browse our products via
QR-Code or visit our website
www.framedisplays.com

INDEX



RODS

PAGE 001



DISPLAY
PANELS

PAGE 001



WINDOW
PRESENTATION

PAGE 001



FLOORTOP
DISPLAY
STANDS

PAGE 001




COUNTERTOP
DISPLAYS

PAGE 001



MIRRORS

PAGE 001



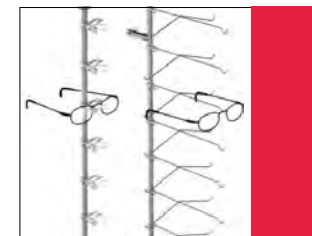
FURNITURE

PAGE 001




DISPENSING &
CONSULTATION
TABLES

PAGE 001



QPTQUATTRO/
PLASTIC RODS &
OTHER PARTS

PAGE 001



DESIGN
SERVICES

PAGE 001



OPTICAL RODS

Our single rods allow you to utilize your wall area in an optimal way and increase the number of eyeglasses displayed. These rod displays are available in different capacities, up to 24 eyeglasses per single rod. You may choose between open, and mechanically or electronically lockable variants according to your needs.

We also provide coordinating accessories such as signboards, mirrors, and reduction clips to secure smaller frames in particular.



VIDEO LINK





MINI-TUBIX

The number one selling metallic eyewear rod worldwide.



A sophisticated profile emphasizes the displayed eyewear



Solid metal locking bar



Plastic laminated supports prevent the frames from scratching










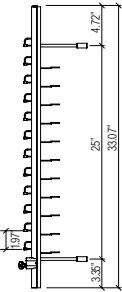
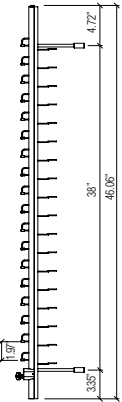
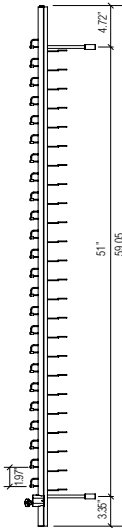
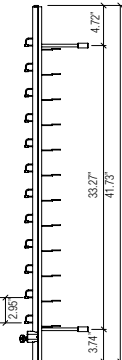
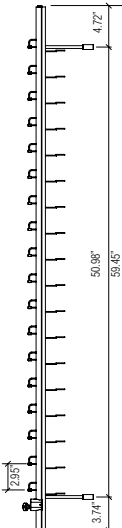
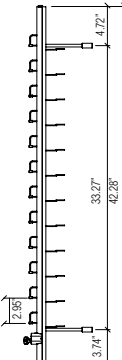
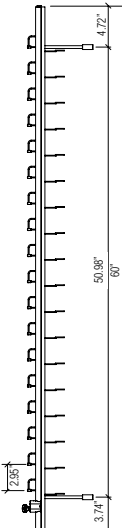
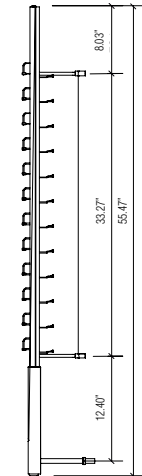
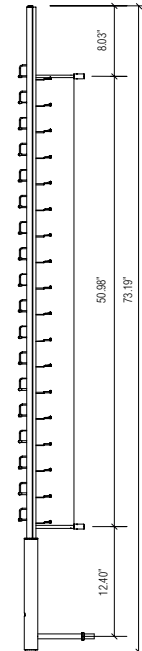
Lockable Mini-tubix

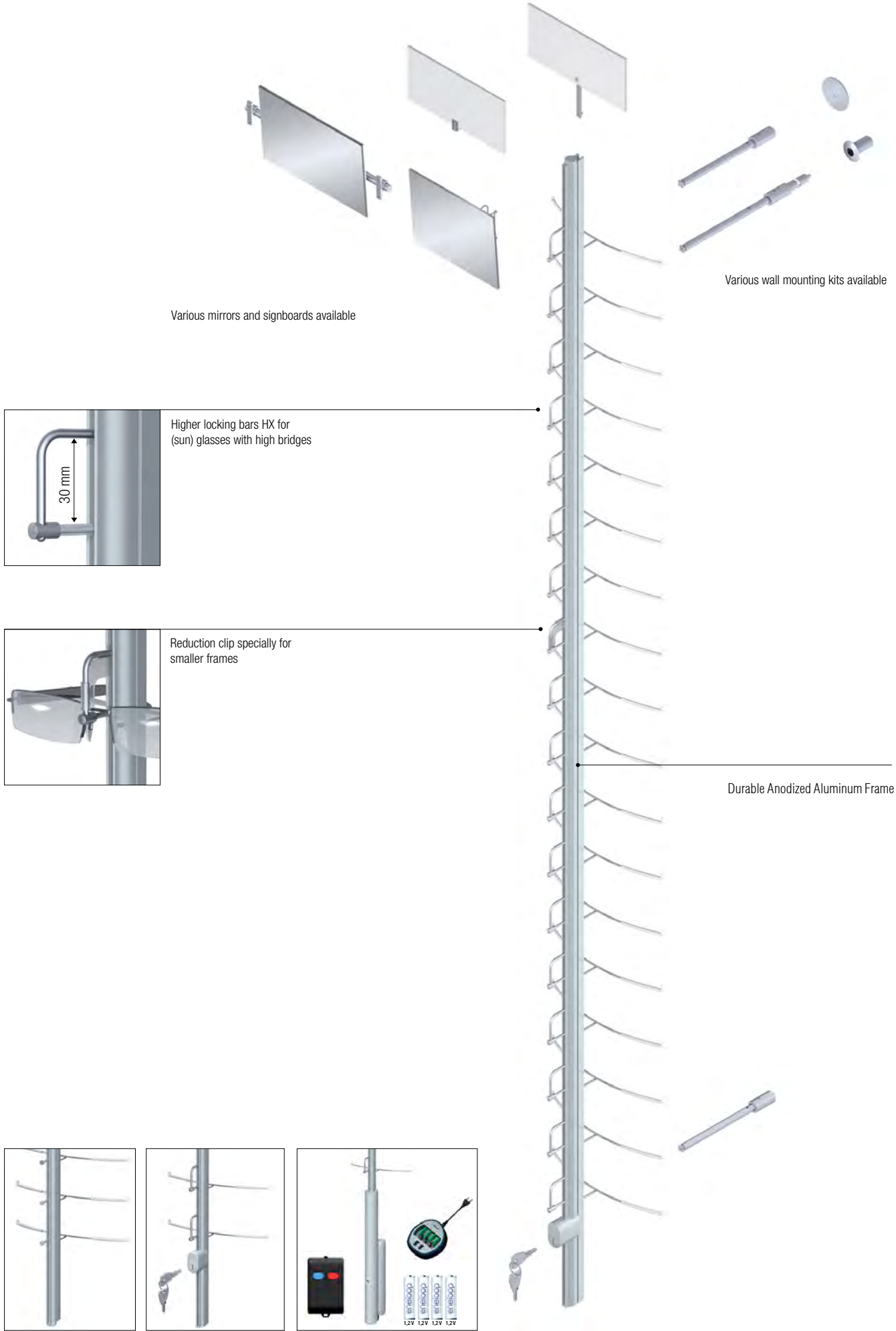


Open Mini-tubix



Available for 12, 18 and 24 eyeglasses

MTE 12	MTE 18	MTE 24	MTE 12 H	MTE 18 H	MTE 12 HX	MTE 18 HX	MTE 12 HX ELB	MTE 18 HX ELB
 12	 18	 24	 12	 18	 12	 18	 12	 18
Open 27.12.55.00	Open 27.18.55.00	Open 27.24.55.00	Open 27.12.75.00	Open 27.18.75.00	-	-		
Mechanically lockable 27.12.55.05	Mechanically lockable 27.18.55.05	Mechanically lockable 27.24.55.05	Mechanically lockable 27.12.75.05	Mechanically lockable 27.18.75.05	Mechanically lockable 27.12.65.05	Mechanically lockable 27.18.65.05	Battery power supply (ELB) 27.12.65.03	Battery power supply (ELB) 27.18.65.03
								



Wall mounting kit, one pair



Panel mounting kit, one pair



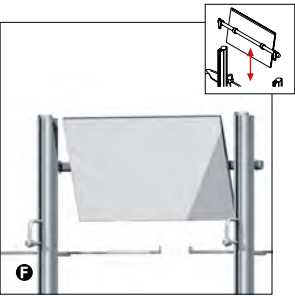
P.O.S. mounting kit, one pair



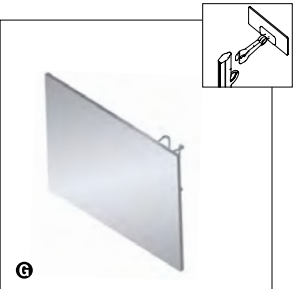
Reduction clip



Remote control



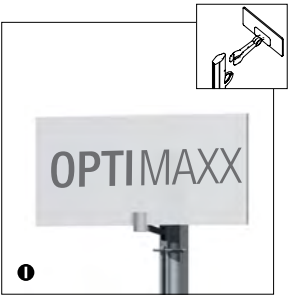
Double mount mirror



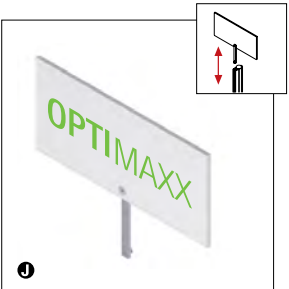
Mirror "snap in"



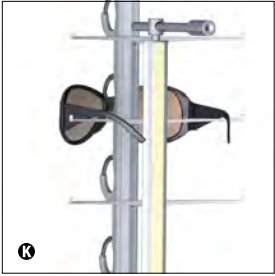
Eyeglass case display rod



Signboard "snap in"



Signboard



LED lighting



Rotatable bracket add-on



A B Wall mounting or panel mounting kit, one pair, for mounting one rod on to dry-wall, brick-wall, wooden or Acrylic Panel. 27.18.10.00	E Remote control for opening and locking 25.30.00.02	H Eyeglass case display rod, requires mounting brackets for 12 cases 27.12.00.00 for 18 cases 27.18.00.00	K LED lighting for MTE rods MTE 12 29.60.00.04 MTE 18 29.60.00.03 MTE 24 29.60.00.02 MTE 12 h 29.60.00.01 MTE 18 h 29.60.00.02
C P.O.S. mounting kit, one pair, for mounting with P.O.S.-bolt* 27.18.06.00	F Double mount mirror for two-sided fitting, inclination adjustable 6.3"x 3.94"x 0.5" 27.18.01.03	I Signboard "snap in", Frosted White acrylic (Printing available upon request) 5.9"x 2.76"x 1.4" 27.03.09.01	L Rotatable bracket add-on, one pair (Provides rotating function to the rods) 27.18.09.00
D Reduction clip for MTE HX, transparent plastic insert. (please order separately!) 27.00.00.01	G Mirror "snap in", inclination adjustable 5.12"x 3.94"x 1.7" 27.18.01.04	J Signboard, Frosted White acrylic (Printing available upon request) 5.9"x 2.76"x 1.4" 27.03.09.00	



TUBIX

Tubix display rods provide function and elegance.
Made of brushed stainless steel, these sleek and stylish rods
allow the optical retailer to present their products beautifully.



Mode of operation



Sophisticated design and
functionality



Security through solid locking
bars made of stainless steel

Lockable Tubix



WEBSITE LINK

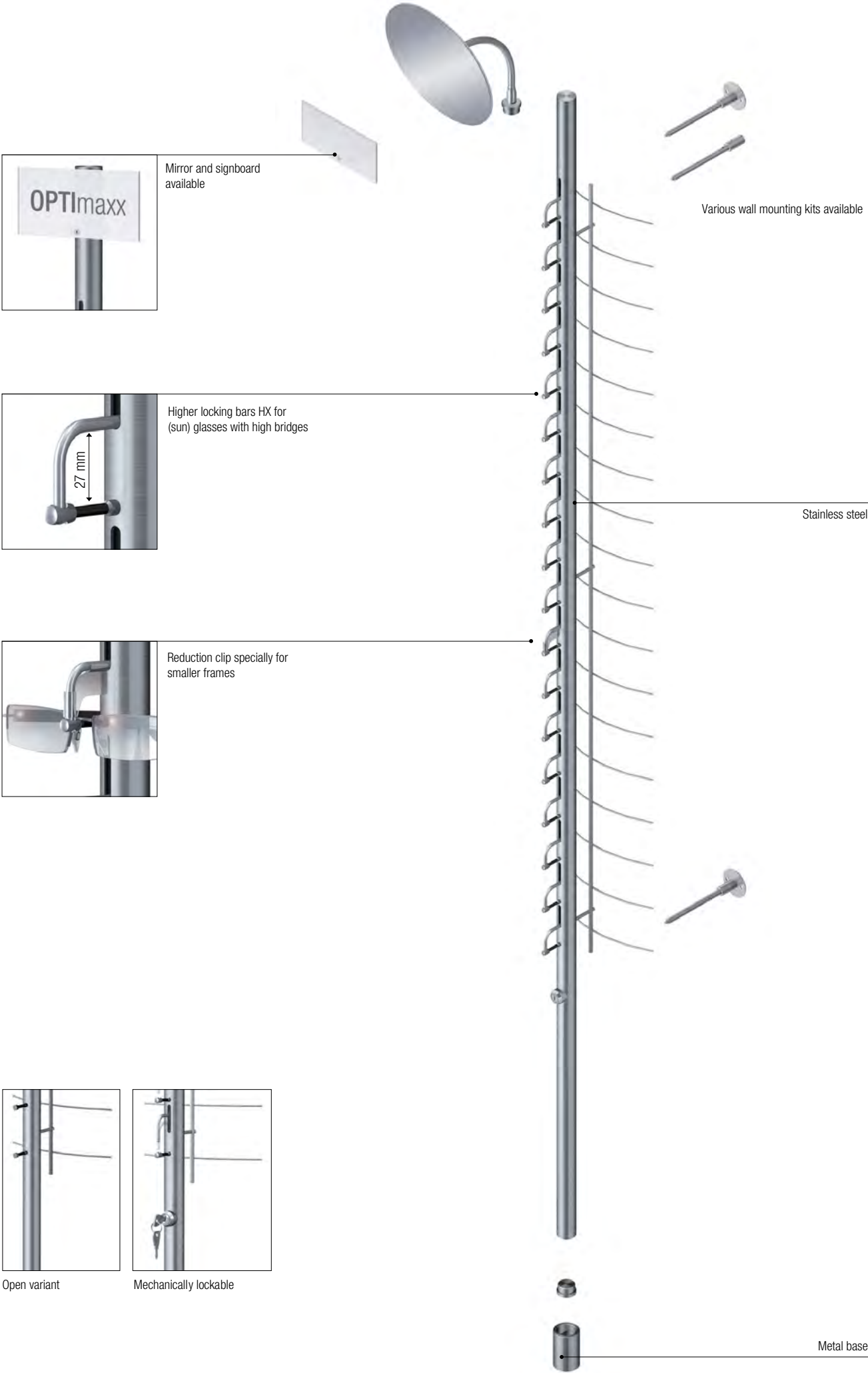
Open Tubix



WEBSITE LINK

Available for 12 and 18 eyeglasses

P 1/12	P 1/18	P 1/12 hX	P 1/18 hX
Open 25.12.75.00	Open 25.18.75.00	-	-
Mechanically lockable 25.12.75.05	Mechanically lockable 25.18.75.05	Mechanically lockable 25.12.65.01	Mechanically lockable 25.18.65.01



Wall mounting kit, one pair




Panel mounting kit, one pair



Reduction clip



Mirror



Metal base



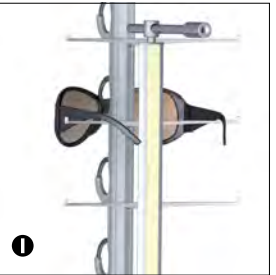
Signboard



Metal cap with signal marker



Metal end cap



LED lighting

A B Wall mounting or panel mounting kit, one pair, for mounting one rod on to dry-wall, brick-wall, wooden or Acrylic Panel. 27.18.10.00	E Mirror, inclination adjustable Ø 8.27 25.18.01.03	G Metal base for p 1/18, bottom 25.18.07.04	I LED lighting for Tubix rods P 1/12 P 1/18 P 1/12 hX P 1/18 hX 29.60.00.05 29.60.00.06 29.60.00.07 29.60.00.08
C Reduction clip for p1 HX, transparent plastic insert. (Please order separately) 25.00.00.01	F Metal cap with signal marker (indicates when single rod is open) 25.18.08.01	H Metal end cap for p 1/12 and p 1/18, top/bottom 25.18.08.00	
D Signboard, Frosted White acrylic (Printing upon request) 5.91 x 2.76 x 1.57 25.18.09.00			



TUBIX CIRCO NEW

TUBIX CIRCO is an innovative, lockable/open presentation system.


The locking brackets disappear completely into the rod profile when opened. This attractive display solution showcases the eyewear and allows the frames to be removed easily.



Rotating closing motion protects the merchandise from damage



Locking hook disappears completely when single rod opens



Plenty of space for taking out the frames easily

Lockable Tubix Circo



VIDEO LINK

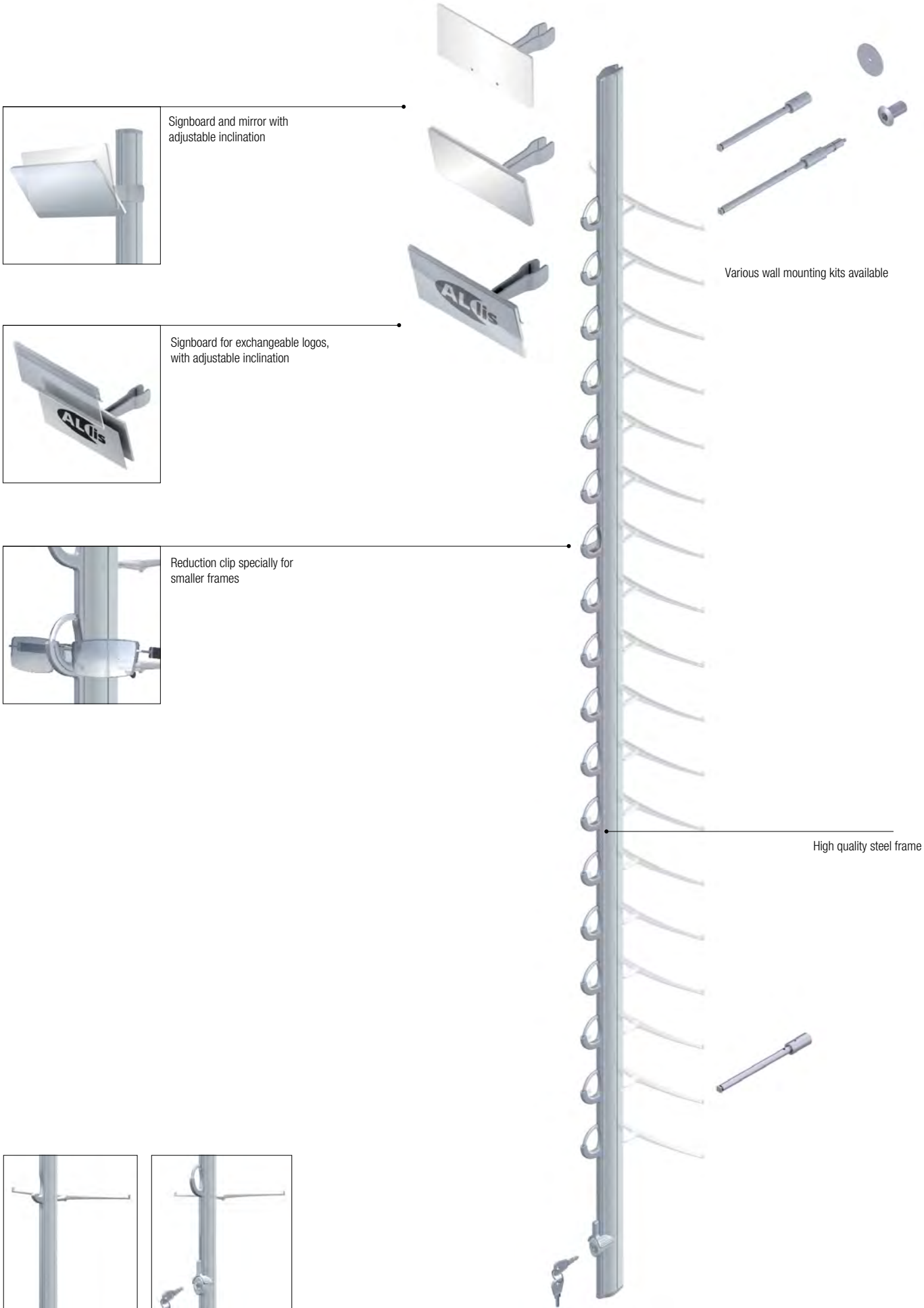
Open Tubix Circo



WEBSITE LINK

Available for 12, 18 and 24 eyeglasses

TC 12	TC 18	TC 24	TC 12 H	TC 18 H	TC 12 H ELB	TC 18 H ELB
Open 29.12.55.10/01	Open 29.18.55.10/01	Open 29.24.55.10/01	Open 29.12.75.10/01	Open 29.18.75.10/01		
Mechanically lockable 29.12.55.11/01	Mechanically lockable 29.18.55.11/01	Mechanically lockable 29.24.55.11/01	Mechanically lockable 29.12.75.11/01	Mechanically lockable 29.18.75.11/01	Electronically lockable, battery power supply (elb) 29.12.75.20/01	Electronically lockable, battery power supply (elb) 29.18.75.20/01



Signboard and mirror with adjustable inclination



Signboard for exchangeable logos, with adjustable inclination



Reduction clip specially for smaller frames



Open variant



Mechanically lockable

Various wall mounting kits available

High quality steel frame



A

Wall mounting kit, one pair



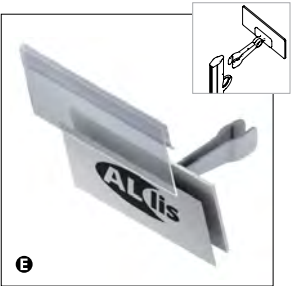
B

Panel mounting kit, one pair



C

P.O.S. mounting kit, one pair



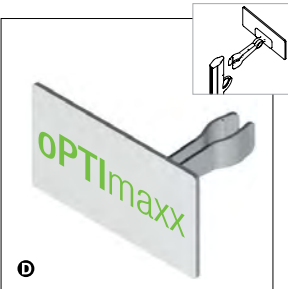
E

Signboard "snap in"



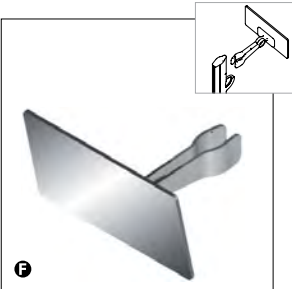
G

Remote control



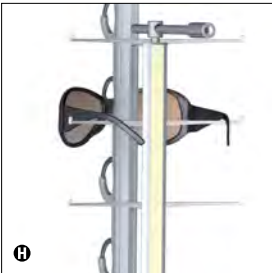
D

Signboard "snap in"



F

Mirror "snap in"



H

LED lighting



I

Rotatable bracket add-on

A B

Wall mounting or panel mounting kit, one pair, for mounting one rod on to dry-wall, brick-wall, wooden or Acrylic Panel.

27.18.10.00

D

Signboard, "snap-in", acrylic glass in Glossy White, inclination adjustable

5.9" x 2.76" x 4.21"

29.03.09.11

C

P.O.S. mounting kit, one pair, for mounting with P.O.S.-bolt*

27.18.06.00

E

Signboard, "snap-in", for changeable logos, acrylic glass, inclination adjustable

5.9" x 2.76" x 4.21"

27.03.10.01

F

Mirror "snap in", inclination adjustable

5.12" x 2.76" x 4.21"

29.03.10.11

G

Remote control for opening and locking rods

25.30.00.03

H

LED lighting for Tubix Circo Rods

TC 12

29.60.00.04

TC 18

29.60.00.03

TC 12 H

29.60.00.01

TC 18 H

29.60.00.02

I

Rotatable bracket add-on, one pair, for wall mounting kit (complete single rod is rotatable through adapter)

27.18.09.00

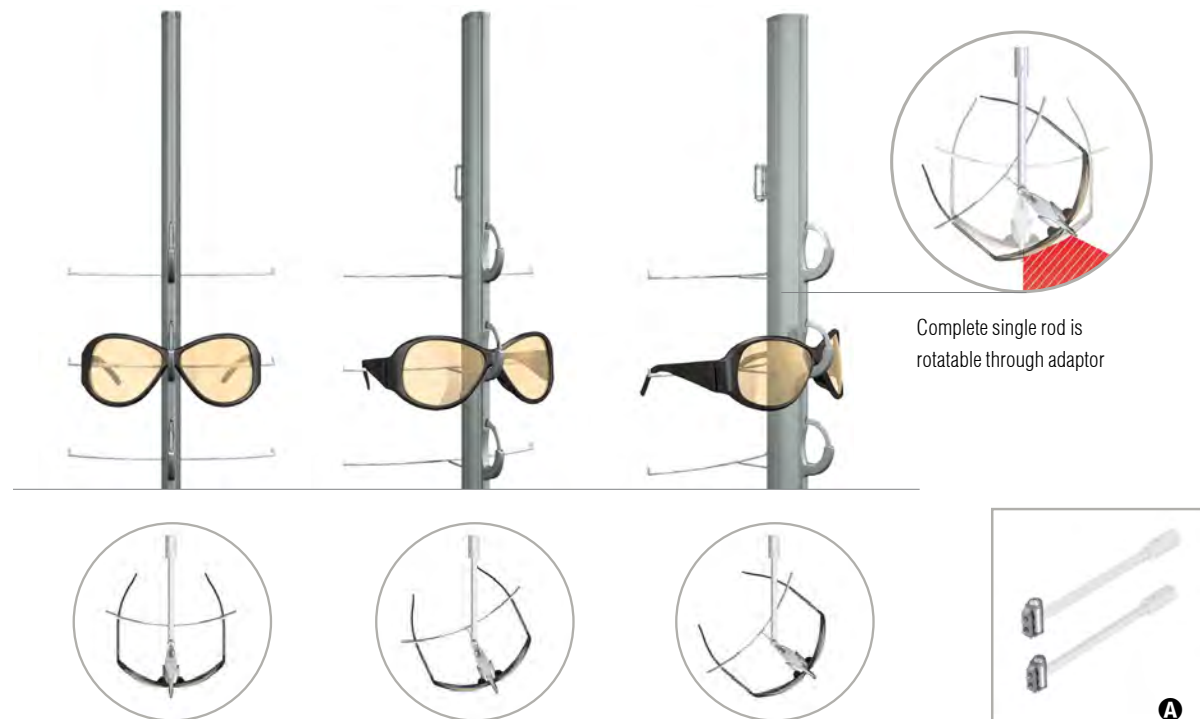


Available for 9 and 12 eyeglasses:	
TC-SKI 9	TC-SKI 12
Open 29.50.09.00	Open 29.50.12.00
LED lighting 29.60.00.01	LED lighting 29.60.00.02

This new single rod is designed to display ski goggles, and fits perfectly into the TUBIX Circo series. Equipped with 9 or 12 holders, it exhibits the ski goggles in an optimal way, and is also useful for presenting other sports eyewear, sunglasses and optical frames.

- | | |
|---|--|
| <p>A Signboard “snap in”, acrylic in Glossy White, inclination adjustable
5.9”x2.76”x4.21”
29.03.10.11</p> <p>B Mirror “snap in”, inclination adjustable
5.12”x2.76”x4.21”
29.03.09.11</p> <p>C Tubix Circo Ski rods
48.82”, 66.54”
29.50.09.00 29.50.12.00</p> | <p>D F Wall mounting or panel mounting kit, one pair, for mounting one rod on to dry-wall, brick-wall, wooden or Acrylic Panel.
27.18.10.00</p> <p>E P.O.S. mounting kit, one pair, for mounting with P.O.S. bolt*
27.18.06.00</p> <p>G LED lighting for Tubix Circo Ski (not shown)
For TC-SKI 9 : 29.60.00.01
For TC-SKI12 : 29.60.00.02</p> |
|---|--|

Display your eyewear from all angles by attaching the wall mounting brackets to a new rotator. The complete single rod can be turned, allowing the products to be viewed from all sides.



Rotator for screwing onto wall or panel mounting kits, one pair.

27.18.09.00

Note: Adaptor suitable for Tubix Circo and Mini-Tubix rods only.





DISPLAY PANELS

Our optical display panels provide the building blocks for a perfect retail environment free of clutter and full of light. Multiple designs for you to choose from, in various finishes and sizes make it easy to outfit any area regardless of how large or small the space.

Our friendly, experienced staff is prepared to design your desired panel with your favorite colors, dimension, finish or background. The panels can be fitted according to your requirements with many hardware options. Due to a strong demand for our panel design concepts, we have developed a number of new panels unmatched anywhere in the world.



Displays for Eyewear Frames



Sunglasses



Tint Samples



Contact Lenses

ACRYLIC PIN PANEL

These sleek, simple wall mounted pin panels consist of clear polycarbonate support pins to hold the bridge of the frames on display, with laser cut holes to support the frame temples. Panels come in four finishes and six sizes, and hold between 12 and 112 frames.

Custom sizes available upon request.

Type	Standoffs (B)	Frames
APP 3-14	4	12
APP 7-14	4	36
APP 9-14	4	48
APP 7-20	6	54
APP 9-20	6	72
APP 18-12	8	112



Glass Look



Frosted Ice



Polar White



Clear



Printed Design



VIDEO LINK



A Optional MONO Locking Pin
Lockable single eyewear display; reduction clip to secure smaller frames included (#14.12.10.01)
Length 3.5" Height : 1.8"



B Optional Shelf
The 3/8" thick acrylic shelf. Includes one 3/8" shelf standoff. Available in all 4 finishes.
(#APP.SHLF.9.45)
9"(L) x 4/5"(D)



C Wall Standoff
Stainless steel standoff for attaching the panels to the wall; sold with panels or individually.
(#13.15.20.85) 3-3/8" (L)



D Optional Metallic Pins And Nuts
Pins are made of nickel-plated steel, threaded at the ends and secured with our uniquely designed metallic hat-shaped nuts. Upgrade to the premium metallic pins and nuts for a higher end look. (#DC.031.PG) Length: 3.5"

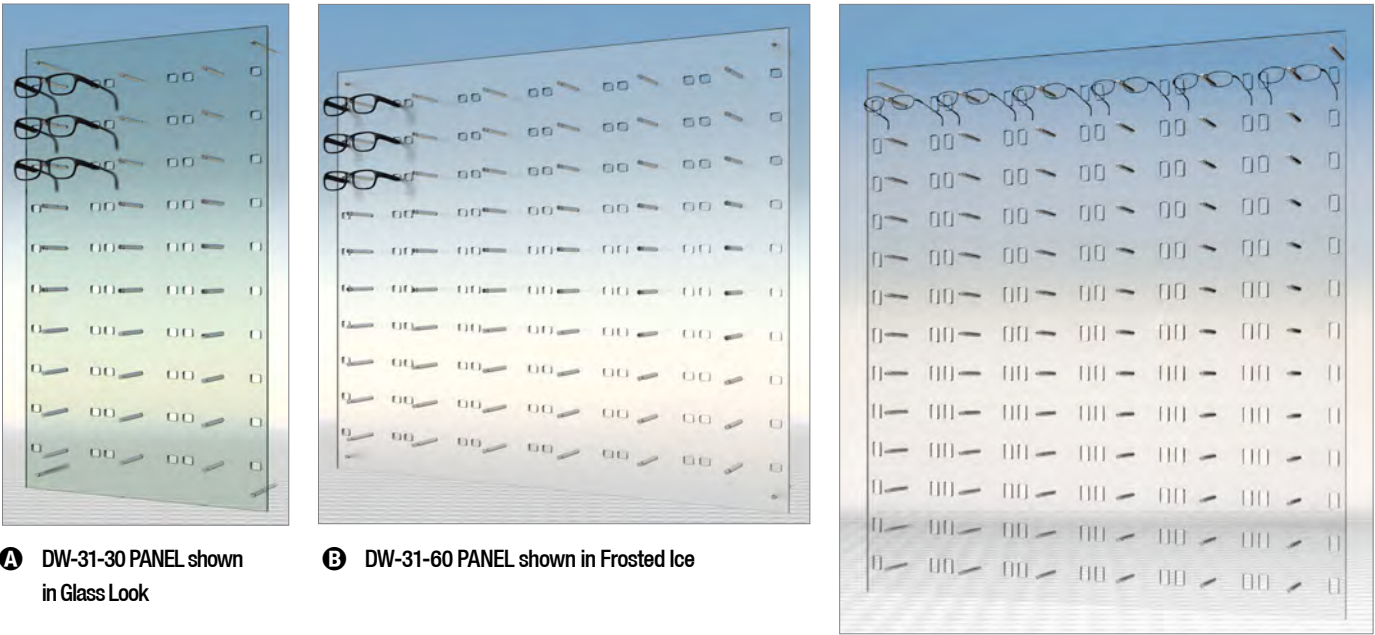
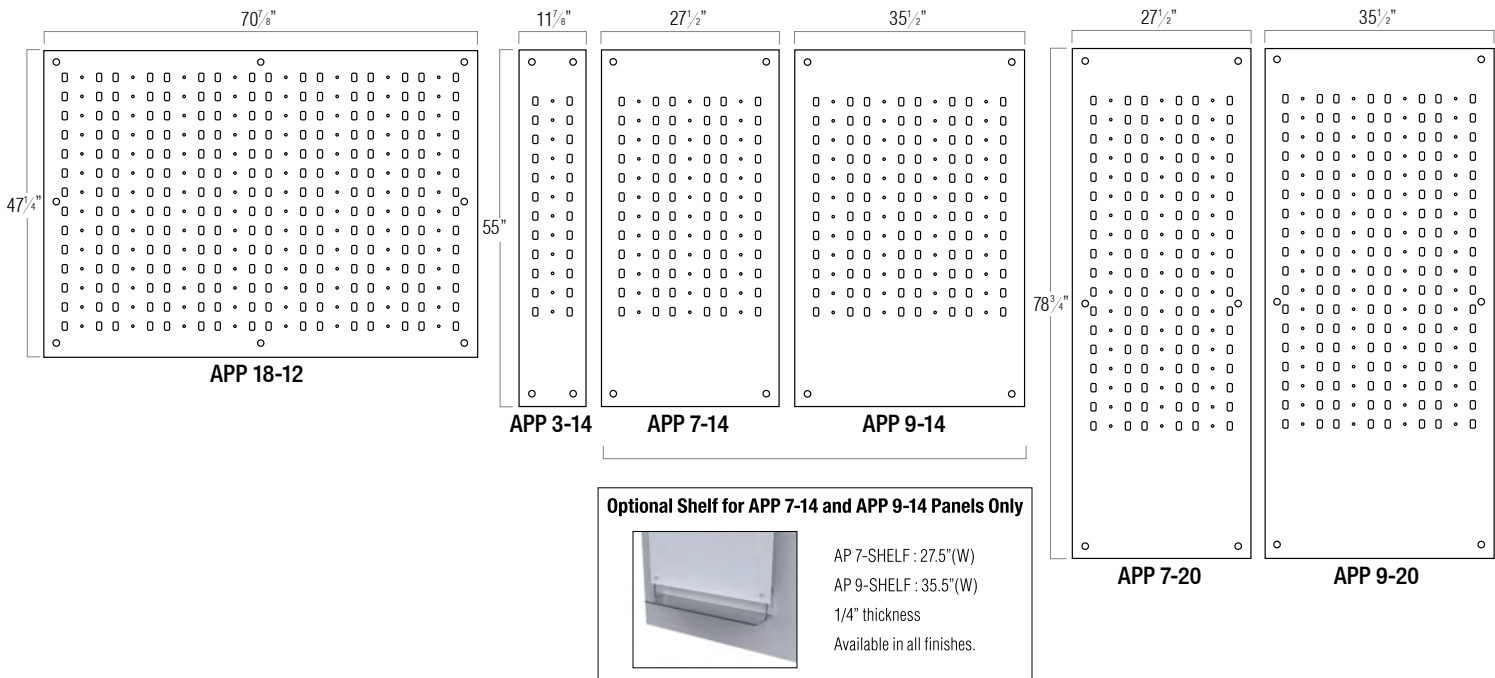
● for custom sized panels : <http://framedisplays.com/dwcusipa.html>



APP 3-20

APP 7-20

APP 9-20



A DW-31-30 PANEL shown in Glass Look

B DW-31-60 PANEL shown in Frosted Ice

C DW-31-90 PANEL shown in Clear

A DW31-30

Available in four finishes: 3/8" thick Glass Look (frosted on one side), 1/4" thick Clear, 1/4" thick Frosted Ice, and 1/4" thick Polar White. Display holds 30 frames. Package includes panel, 30 clear polycarbonate bridge supports, and 4 stainless steel wall standoffs.

18 1/2" (W) x 31 3/4" (H)

B DW31-60

Available in four finishes: 3/8" thick Glass Look (frosted on one side), 1/4" thick Clear, 1/4" thick Frosted Ice, and 1/4" thick Polar White. Display holds 60 frames. Package includes panel, 60 clear polycarbonate bridge supports and 4 stainless steel wall standoffs.

36 1/2" (W) x 31 3/4" (H)

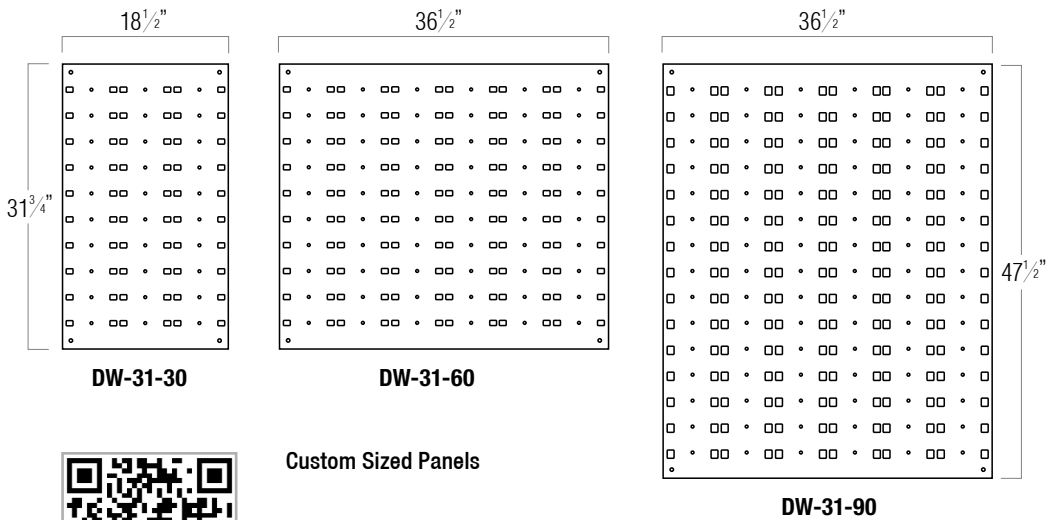
C DW31-90

Available in three finishes: 3/8" thick Glass Look (frosted on one side), 1/4" thick Clear, 1/4" thick Frosted Ice. Display holds 90 frames. Package includes panel, 90 clear polycarbonate bridge supports and 6 stainless steel wall standoffs.

36 1/2" (W) x 47 1/2" (H)

D DW31-CUSTOM (not shown)

Custom sizes optional, Available in four finishes: 3/8" thick Glass Look (frosted on one side), 1/4" thick Clear, 1/4" thick Frosted Ice, and 1/4" thick Polar White acrylic.



DW-31-30

DW-31-60

DW-31-90

Custom Sized Panels



WEBSITE LINK

for custom sized panels : <http://framedisplays.com/dwcusipa.html>



B Optional Metallic Pins And Nuts

Pins are made of nickel-plated steel, threaded at the ends and secured with our uniquely designed metallic hat-shaped nuts. Upgrade to the premium metallic pins and nuts for a higher end look. (#DC.031.PG) Length: 3.5"



C Optional Shelf

The 3/8" thick acrylic shelf. Includes one 3/8" shelf standoff. Available in all 4 finishes. (#APP.SHLF.9.45) 9"(L) x 4/5"(D)

Optional Edge-LED lighting available on page 59

AP Display Panels for Metallic Rods

These wall mounted panels are ideal for displaying Mini- TUBIX® or TUBIX-CIRCO® locking or open rods. Panels are available in four finishes, eight sizes, and can hold 2 to 5 Mini-TUBIX® or TUBIX-CIRCO® rods each.



WEBSITE LINK

Available Finishes



Glass Look



Frosted Ice



Polar White



Clear

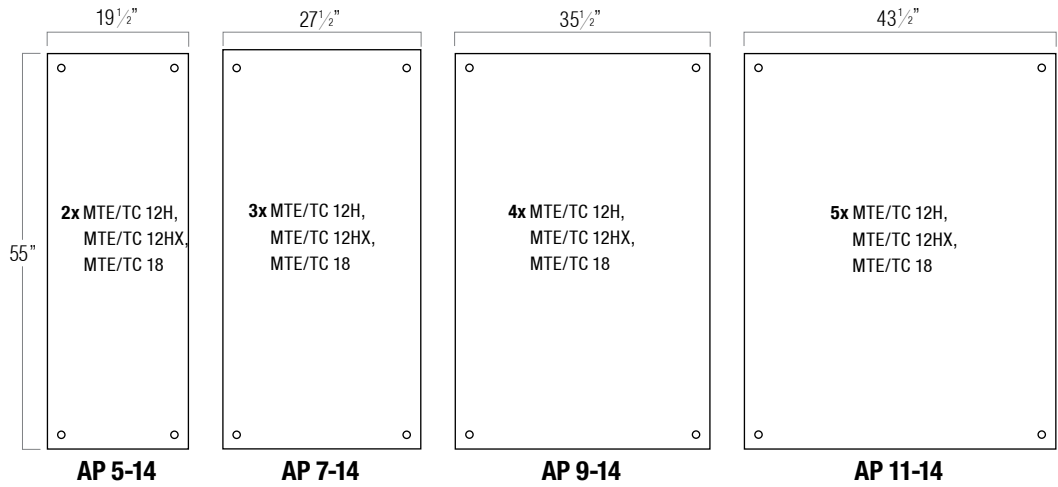


Printed Design



Type	Standoffs ③	# Rods
AP 5-14	4	2 x 12H/18
AP 7-14	4	3 x 12H/18
AP 9-14	4	4 x 12H/18
AP 11-14	4	5 x 12H/18
AP 5-20	6	2 x 18H/24
AP 7-20	6	3 x 18H/24
AP 9-20	6	4 x 18H/24
AP 11-20	6	5 x 18H/24

AP PANEL SIZES AND SUPPORTED MINI-TUBIX RODS OR CIRCO RODS



Optional Shelf for AP 7-14 and AP 9-14 Panels Only



AP 7-SHELF : 27.5"(W)
AP 9-SHELF : 35.5"(W)
1/4" thickness
Available in all finishes.

TUBIX CIRCO SKI




TUBIX CIRCO or MINI TUBIX



TUBIX CIRCO or MINI TUBIX



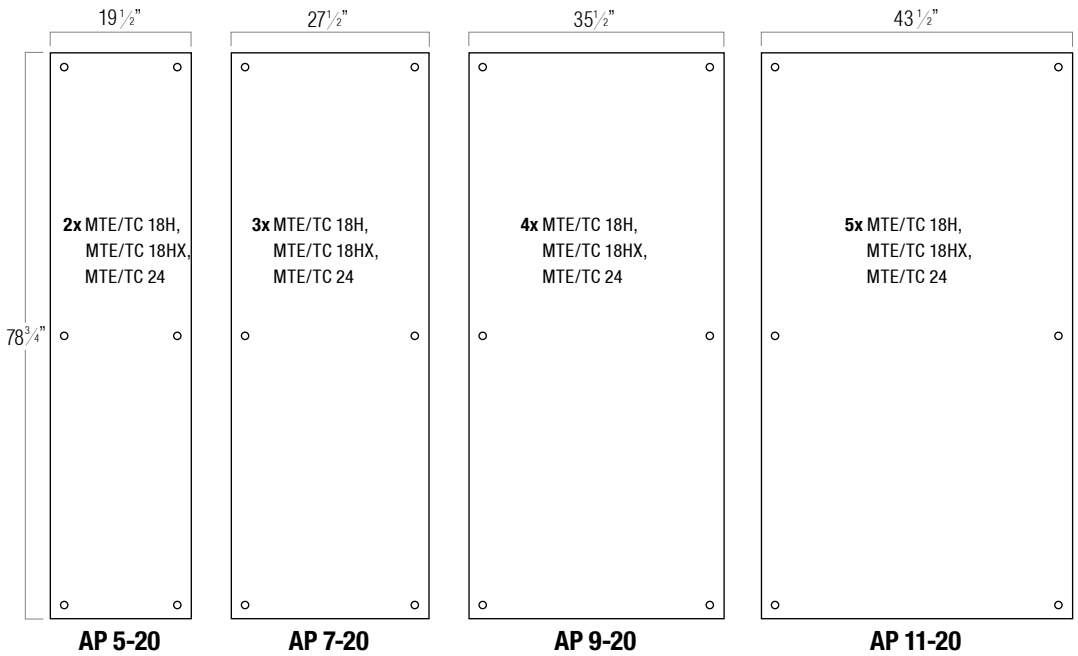
AP 5-20 SKI



AP 7-20



AP 9-20



Ⓐ AP PANEL

Available in four finishes: Glass Look (frosted on one side), Clear Acrylic, Frosted Ice, and Polar White. Ask us about printed design options. Rods not included. See page 5 for rod selection.

③ WALL STANDOFF

Stainless steel standoff for attaching the panels to the wall; sold with panels or individually. (#13.15.20.25) 1" (L) (#13.15.20.85) 3-3/8" (L)



WEBSITE LINK

Type	Bolts (F)	Standoffs (G)
POS 5-14	12	4
POS 7-14	18	4
POS 9-14	24	4
POS 11-14	30	4
POS 5-20	16	6
POS 7-20	24	6
POS 9-20	32	6
POS 11-20	40	6

P.O.S. Shop Design System

Specifically designed for a unique, functional and modular wall presentation system, the P.O.S. panels are pre-equipped with steel receiving bolts capable of hosting an array of display modules, including single rods from our Mini-Tubix® and TUBIX-Circo® line, eyewear case holders, mirrors, glass shelves or decorated vases and logo plates. The P.O.S. Panel System is one of the most versatile wall display systems available for optical retail environments.



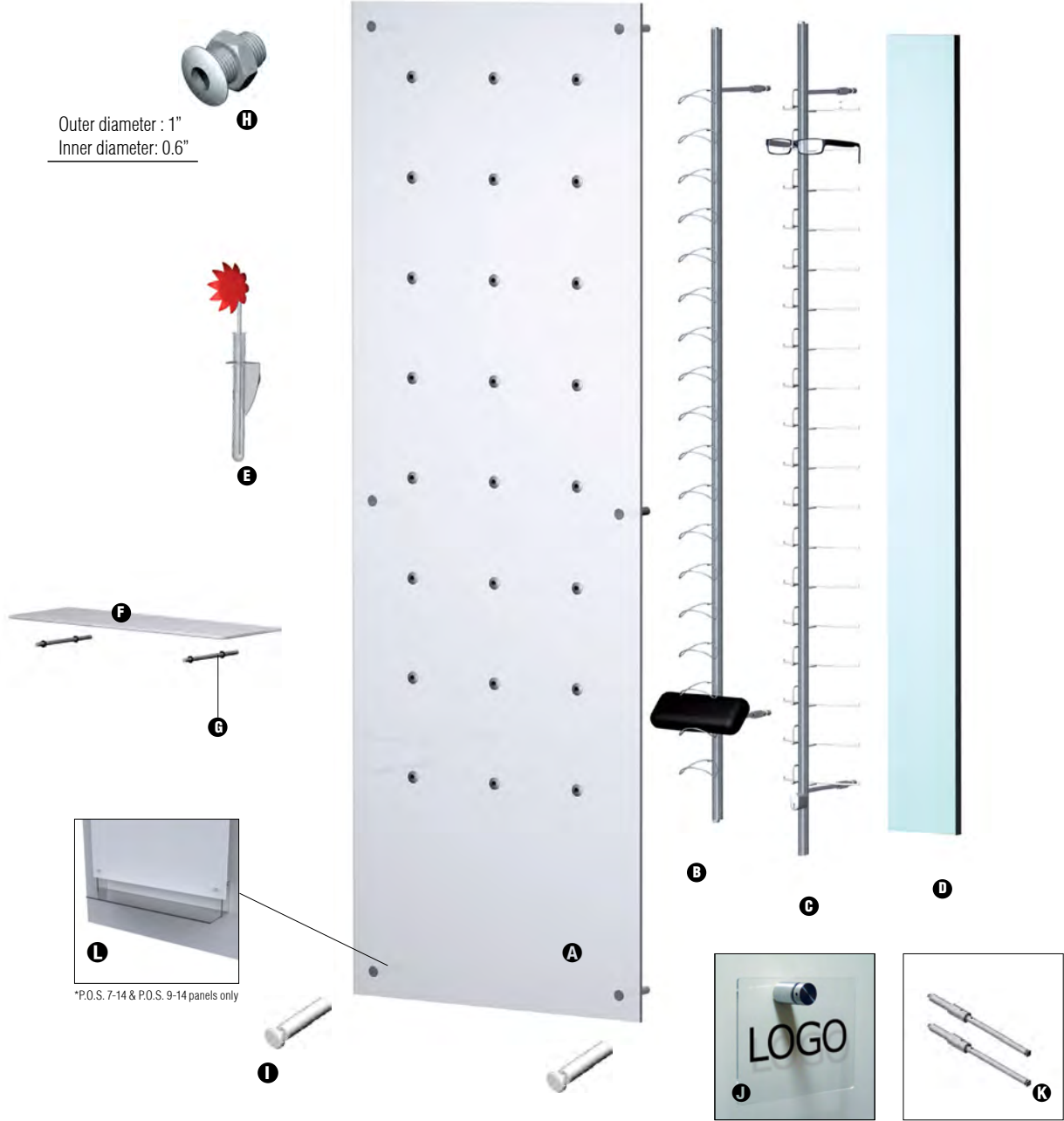
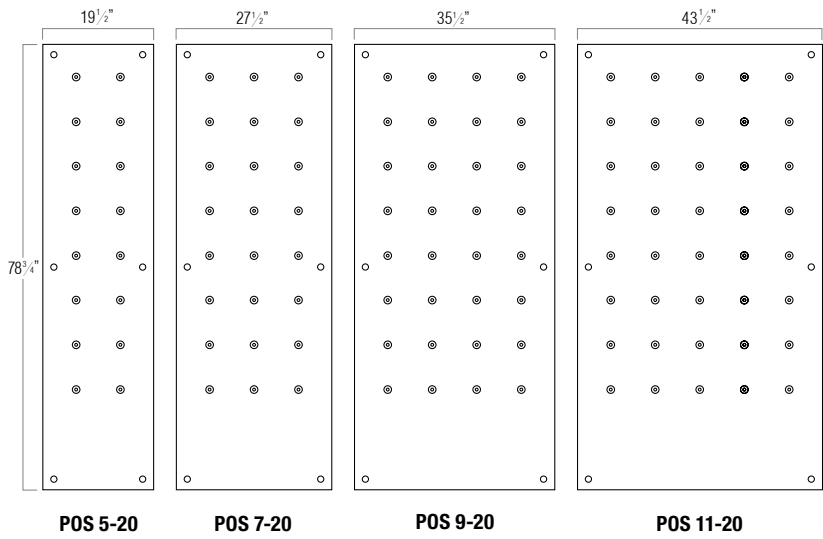
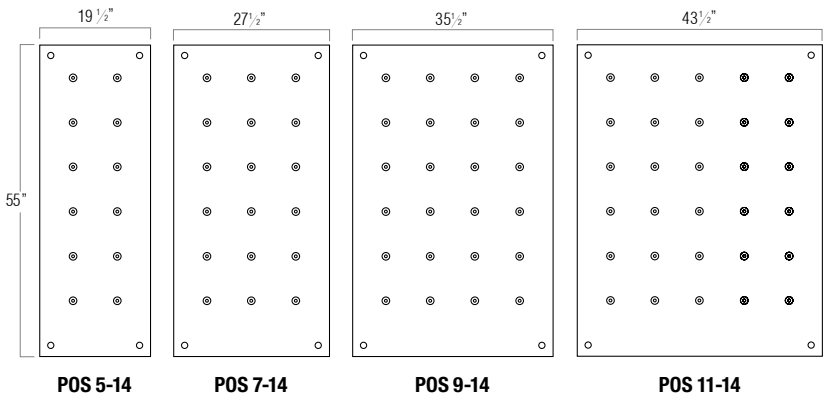
System components can be inserted easily



Secure hold by turning inward



P.O.S. bolt can be integrated into wooden or acrylic panels




- A P.O.S. PANEL**
3/8"thick panel available in eight sizes and four finishes: Glass Look (frosted on one side), Clear Acrylic, Frosted Ice, and Polar White.
- E EYEWEAR CASE DISPLAY**
Designed for use with the P.O.S. system. Capacity to display 12 (#27.12.00.00) or 18 cases. (#27.18.00.00)
12 case length: 41-5/8", 18 case length: 59-1/2"
- G MTE RODS**
MTE 12, MTE 12H or MTE 18 rods in both locking or open (more details on Mini-Tubix rods - Page 6)

- H P.O.S. MIRROR**
Includes wall mounting kit for P.O.S. bolt. Available in small (#15.88.12.20) and large (#15.88.20.20)
Small: 55-7/8" (L) x 7-7/8" (W), Large: 78-5/8" (L) x 7-7/8" (W)
- I GLASS SHELF**
Supports not included. Available in small (#17.00.50.00), medium (#17.00.70.00) and large (#17.00.90.00)
Small: 15" (L) x 9-7/8" (W), Medium: 22.8" (L) x 9-7/8" (W), Large: 30.7" (L) x 9-7/8" (W)

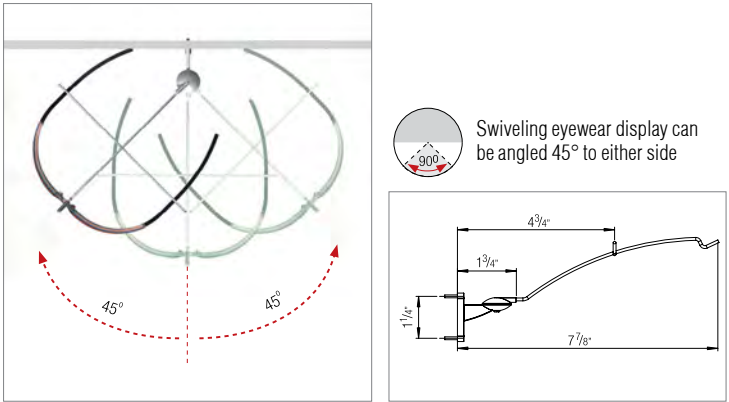
- J SHELF SUPPORT**
Nickel-plated steel supports for glass shelves (#15.66.32.02)
Length: 9-7/8"
- K P.O.S. BOLT**
Frosted, nickel-plated (#13.66.00.02)
P.O.S. bolts are included with the purchase of the panel
- L WALL STANDOFF**
Stainless steel standoff for attaching the panels to the wall; sold with panels or individually
(#13.15.20.25) 1" (L)
(#13.15.20.85) 3-3/8" (L)

- M ACRYLIC LOGO PLATE**
5" (W) x 4" (H) blank, includes P.O.S. adaptor
- N ROD MOUNTINGS**
Mounting hardware for P.O.S. system for Mini-Tubix and Tubix-Circo rods. Sold per pair.
- O OPTIONAL SHELF FOR P.O.S. 7-14 AND P.O.S. 9-14 PANELS ONLY**
(#AP 7-SHLF) 27.5" (W)
(#AP 9-SHLF) 35.5" (W)
1/4" thickness
Available in all finishes.



VARIO Panel System

The new VARIO LS-system provides the flexibility and creativity desired in the optical retail environment. Pre-drilled precision in-line holes function as receptacles for many components of this versatile display solution. The newest component member is the unique VARIO SIDE module, an eyewear holder which can be angled to 45°, showcasing the beautiful temples of today's hottest styles.



*AP 7-14-VAR & AP 9-14-VAR panels only

- A VARIO PANEL**
3/8"thick panel available in six sizes and four finishes: Glass Look (frosted on one side), Clear, Frosted Ice, and Polar White. Ask us about printed design options.
- B VARIO SINGLE**
Single non-rotating eyewear display (#14.04.00.02)
- C VARIO SIDE**
Single rotating eyewear display (#14.12.00.02)

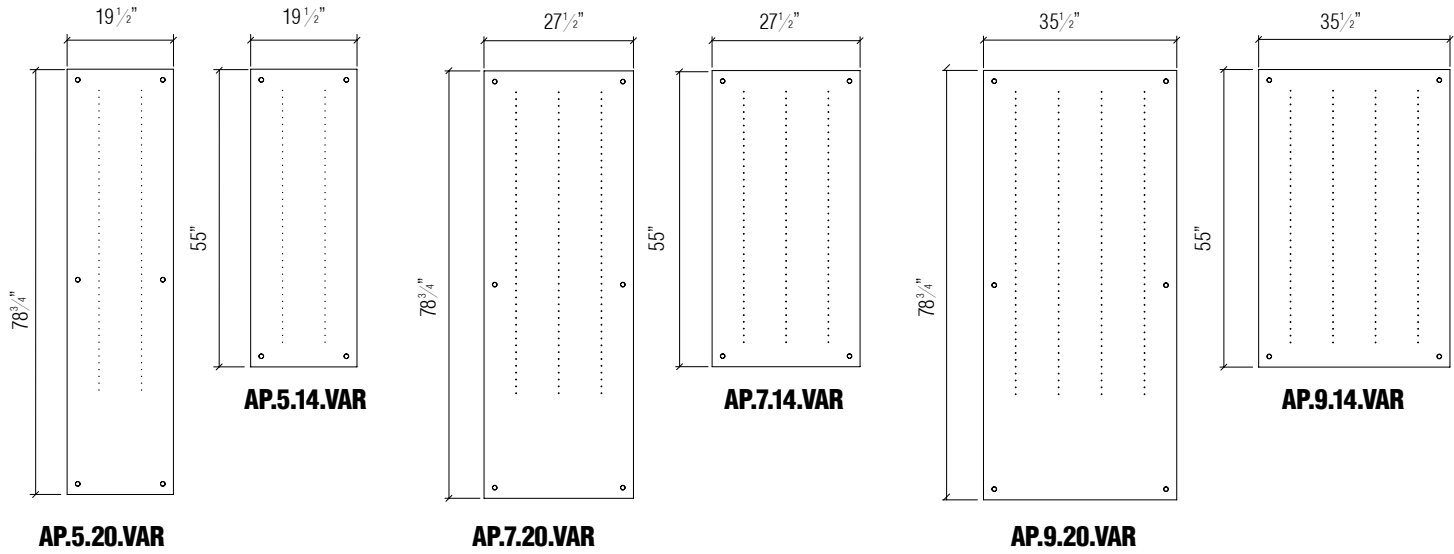
- D VARIO CASE**
Eyewear case display (#19.44.30.02)
- E VARIO SHELF**
Glass shelf, support included:
Rectangle small 11.5" (L) X 7" (W) (#17.44.30.02)
Rectangle large 20.5" (L) X 7" (W) (#17.44.52.02)
Round small 11.5" (L) X 7" (W) (#17.44.30.01)
Round large 20.5" (L) X 7" (W) (#17.44.52.01)

- F VARIO METAL SHELF**
Metal Shelf, support included:
Rectangle (#17.01.44.02)
Round (#17.02.44.02)
Rectangle 8" (L) X 6" (W)
Round 7" (L) X 6" (W)
- G VARIO DECORATIVE VASE**
Glass test tube shape (#23.02.44.06)
- H VARIO MIRROR**
Rectangular mirror (#21.05.44.00)
5" (W) X 12" (H)

- I VARIO SLEEVE**
Brass sleeve for the various wood panels (#20.01.08.03)
- J OPTIONAL SHELF FOR AP 7-14-VAR AND AP 9-14-VAR PANELS ONLY**
(#AP 7-SHLF) 27.5" (W)
(#AP 9-SHLF) 35.5" (W)
1/4" thickness
Available in all finishes.
- K WALL STANDOFF**
Stainless steel standoff for attaching the panels to the wall; sold with panels or individually (#13.15.20.25) 1" (L)
(#13.15.20.85) 3-3/8" (L)



WEBSITE LINK



LINEAR Panel System

The key component of the LINEAR-system is the sleek receptive extrusion, which is embedded horizontally into the acrylic panel. Various available accessories are secured to the panel by simply inserting them into the extrusion, allowing for a quick and easy way to change the look of your display on the fly.



Inserting the adaptor into the rail




LINEAR-rail in wooden panel



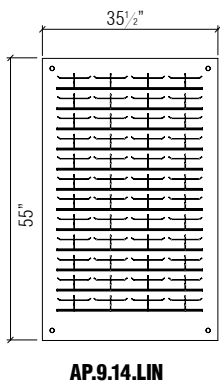
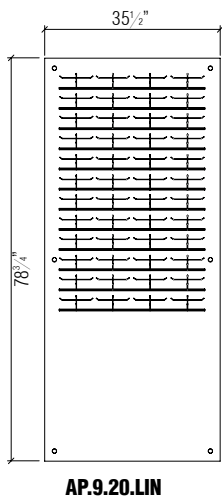
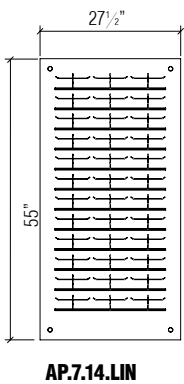
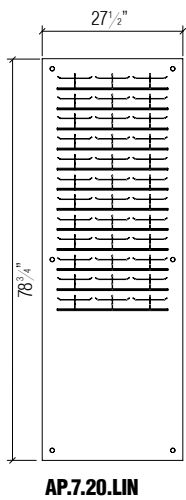

LINEAR-rail in acrylic glass panel



VIDEO LINK



Available Finishes



A LINEAR PANEL

3/8" thick panel available in four sizes and four finishes: Glass Look (frosted on one side), Clear, Frosted Ice, and Polar White. Ask us about printed designs

B LINEAR PROFILE

Constructed of aluminum, sold by the foot. Pricing included in the panel A. (# L.13.01.10.06) 0.5"(D) X 0.3"(H)

C LINEAR SINGLE

Single eyewear support (# L.14.09.00.02)

D LINEAR CASE

Single eyewear case support (# L.19.11.30.02)

E LINEAR LOGO PLATE

Logo plate (blank) (# L.14.18.01.01) 9.8" (L) X 2.4" (H)

F LINEAR MIRROR

Mirror (# L.14.18.01.00) 12" (L) X 5" (H)

G LINEAR SHELF

Metal Shelf (# L.14.18.04.00) 11.8" (L) X 6" (D)

H LINEAR DECORATIVE VASE

Glass decorative test tube (# L.14.18.03.01)

I LINEAR INCLINED SHELF


Inclined shelf (# L.14.18.05.00) 4.7" (W) X 6.4" (H) X 1.5" (D)

J LINEAR BLISTER SINGLE

Support for blister pack 1 (# L.14.18.00.01) 3.7" (L)

K LINEAR BLISTER DOUBLE

Support for blister pack 2 (# L.14.18.00.12) 4.5" (L) X 1" (W)



7-14-LIN & 9-14-LIN PANELS ONLY

L OPTIONAL SHELF FOR 7-14-LIN AND 9-14-LIN PANELS ONLY

(#AP 7-SHELF) 27.5" (W) (#AP 9-SHELF) 35.5" (W) 1/4" thickness Available in all finishes.




LINEAR LED NEW

Our new LED shelves for LINEAR profile have a lot to offer: The shelves have elegant design and low installation height with visible light at the front edge. They also have a built-in LED light at the bottom which also illuminates underlying objects perfectly and brings to bear. But lighting is not the only function the filigreed shelves offer: In the shelves invisible magnets are embedded, which allows the flexible and orderly positioning of matching spectacle holders and thus provides a clear presentation.

LINEAR Panel with shelves

This LINEAR-system is pre-equipped with shelves ideal for displaying various products.





Bottom with integrated LED illumination



Magnetic spectacle holder optionally available





Rotative presentation for temples




A Cable outlet for LINEAR profile, pair
for wooden panels (# L/13.01.20.00)
for acrylic glass panel (# L/13.01.20.01)

E LINEAR PROFILE
LINEAR profile, aluminium, sold by meter. 14 x 9 mm
for wooden panels (#L/13.01.10.06)
for acrylic glass panel (# L/13.01.11.06)




C LINEAR LED shelf, size S
Aluminium, white powder-coated and acrylic glass, polarwhite, including LED illumination and integrated magnets 350 x 200 mm (#L/14.18.06.00)

D LINEAR LED shelf, size M
Aluminium, white powder-coated and acrylic glass, polarwhite, including LED illumination and integrated magnets 500 x 200 mm (#L/14.18.07.00)



E LINEAR LED shelf, size L
Aluminium, white powder-coated and acrylic glass, polarwhite, including LED illumination and integrated magnets 600 x 200 mm (#L/14.18.08.00)


F Single spectacle display
made of steel, nickel-plated, with magnet 180 x 50 x 90 mm (#L/14.09.01.00)



G Double spectacle display
made of steel, nickel-plated, with magnet 180 x 150 x 180 mm (#L/14.09.01.01)

H Triple spectacle display
made of steel, nickel-plated, with magnet 180 x 250 x 180 mm (#L/14.09.01.02)

Available Finishes

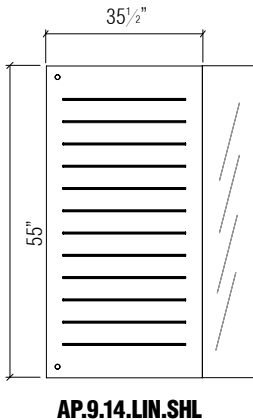
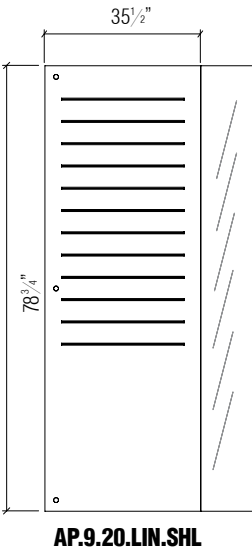
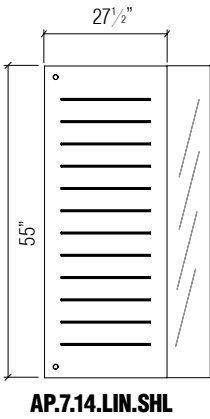
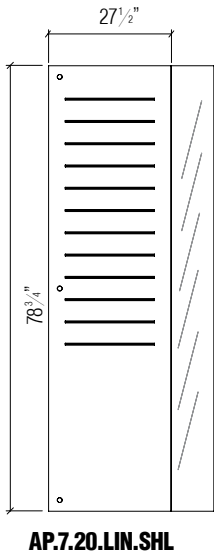


A LINEAR PANEL WITH SHELVES

3/8" thick acrylic panel available in four sizes and four finishes: Glass Look (frosted on one side), Clear, Frosted Ice, and Polar White.




WEBSITE LINK





Available Finishes



PUR 2 NEW

Our PUR 2 presentation system combines timeless design and elegance in a platform that enables the merchant to create a visually stunning retail environment. The basic element is a sophisticated bar that system components attach to easily by means of a plastic adaptor. The result is an extremely versatile display solution that can be customized at any time with little effort.




Redecorating with just one click



Components slide along the profile rail



Assembly on acrylic panel



Assembly on wooden panel



A PUR 2 bar
Made of aluminum and sold by meter
Ø 8 mm
(#14.09.11.00)

B PUR2 Mounting Bracket
Attached the rod to the panel or the wall.
Two needed per rod.
For panel
3.54"x0.55" (#14.09.11.01)
For wall/wood
3.54" x 0.55" (#14.09.11.05)



C PUR 2 profile holder
Wall mounting kit included, when mounted with P.O.S. bolt
(#14.09.11.06)
D Single eyeglass display
nickel-plated (#14.09.10.02)
E Eyeglass case holder
Clips directly onto the PUR2 rod
(#14.19.10.00)
F Mirror
7.09" x 7.28" x 0.12" (#14.18.01.00)
G Decorative vase
Glass test tube (#14.18.03.01)



I Inclined shelf DIN A 6
4.72" x 6.42" x 1.46" (#14.18.02.03)
J Shelf (printing on request)
7.09" x 4.13" x 2.36" (#14.18.02.00)
K Shelf with mirror
7.09" x 4.13" x 2.36" (#14.18.02.01)
L Shelf XL
3.74" x 0.39" (#14.18.00.11)
M Support for blister pack 1
3.7" x 1.1" (#14.18.00.11)
N Support for blister pack 2
4.45" x 1.1" (#14.18.00.12)



AP.7.14.PUR2 & AP.9.14.PUR2 panels only

O Optional shelf for AP.7.14.PUR2 AND AP.9.14.PUR2 panels only
(#AP 7-SHLF) 27.5" (W)
(#AP 9-SHLF) 35.5" (W)
1/4" thickness
Available in all finishes.


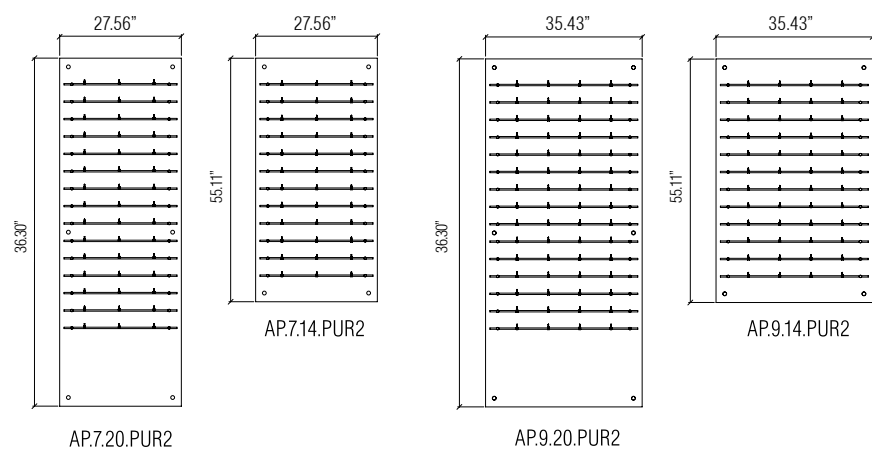
PUR 2 – easy handling




AP.7.20.PUR2




AP.9.20.PUR2




A



B



C



D

Wall units: acrylic glass panels available in 2 different colors, fitted with PUR 2 system and single spectacle displays.

A WV 18/12 PUR 2

With acrylic glass shelves

B W 18/12 PUR 2 V

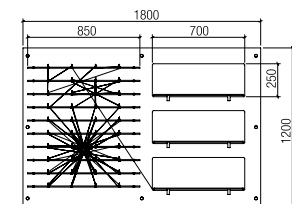
With colored acrylic glass cubes

C W 18/12 PUR 2 LIGHT BOX

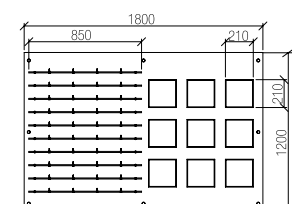
With LIGHTBOX and mirror

D W 18/12 PUR 2 S

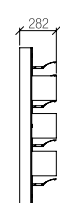
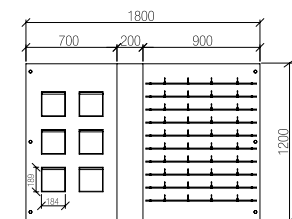
With mirror



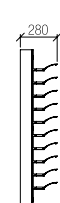
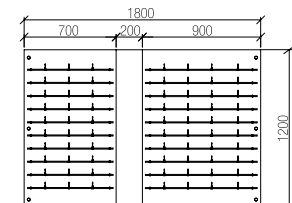
WV 18/12 PUR 2
1800 x 1200 mm



W 18/12 PUR 2 V
1800 x 1200 mm



W 18/12 PUR 2
LIGHT BOX
1800 x 1200 mm




W 18/12 PUR 2 S
1800 x 1200 mm

WV/MTE

This panel combines the best of both worlds by incorporating one or two sleek display rods with three elegant shelves.

A

Available Finishes

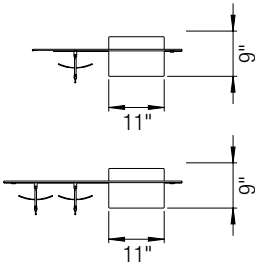


WV2/MTE



WEBSITE LINK

A Display Panel with Rods and Shelves (WV/MTE)



WV1/MTE



WV2/MTE

WV Panel 9090

This WV Panel provides you with a sophisticated square design. Various components may be used to display several frames on each shelf.

A

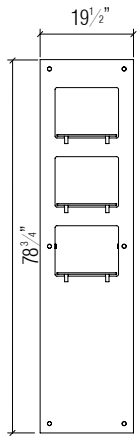
Available Finishes



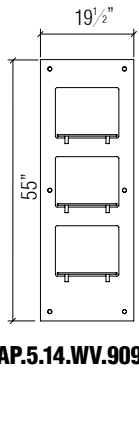
WEBSITE LINK

A WV PANEL - 9090

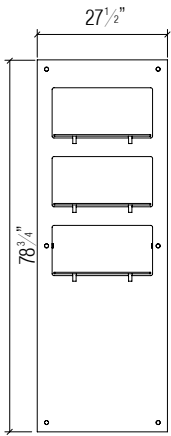
3/8" thick acrylic panel, available in six sizes and four finishes: Glass Look (frosted on one side), Clear, Frosted Ice, and Polar White. Ask us about printed designs. Panel has three square acrylic shelves.



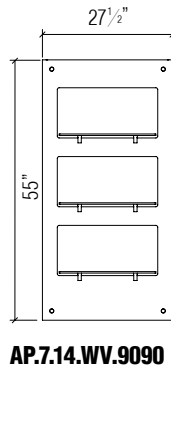
AP.5.20.WV.9090



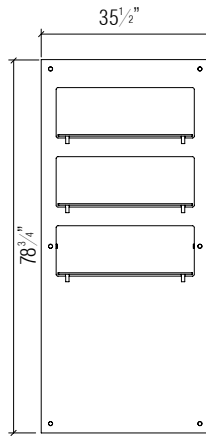
AP.5.14.WV.9090



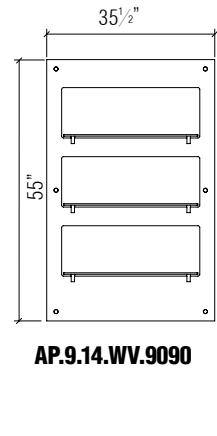
AP.7.20.WV.9090



AP.7.14.WV.9090



AP.9.20.WV.9090



AP.9.14.WV.9090



SHINE

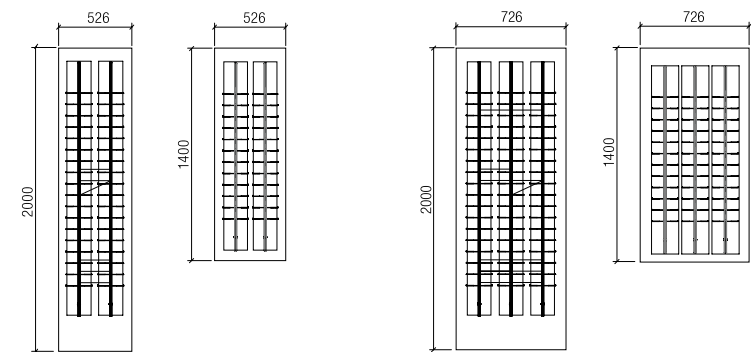
SHINE newly defines the displaying of sun glasses in an optical shop. Patterns are lasered on acrylic glass and illuminated evenly through LED. Since only engraved areas illuminate, the illumination is only positioned there, where it is wanted: behind the sun glasses.

- [Engraving & LED] Latest laser technique combined with LED illumination
- [Space-saving] Less construction depths as with usual neon illumination
- [Energy-efficiency] Reduced power consumption at a longer durability
- [Sales promotion] Backlighting of colored lenses for sunglasses

Special display for sunglasses




Acrylic glass panel (transparent) with grid engraving and lateral LED illumination (white), front panel made of acrylic glass (glossy black), rear reflection panels made of acrylic glass (glossy white), fitted with single rods, open or lockable.



W 5/20 TC SHINE 526 x 2000 mm
W 5/14 TC SHINE 526 x 1400 mm

W 7/20 TC SHINE 726 x 2000 mm
W 7/14 TC SHINE 726 x 1400 mm



LENS 'N' LOTION

Creating highlights in your shop makes shopping an unique experience and increases the turnover.

With these innovative LED modules you set the best stage for an extraordinary display. Set yourself apart from your competitors and show your assortment of goods in an impressive ambience.

Highlight for your shop



A

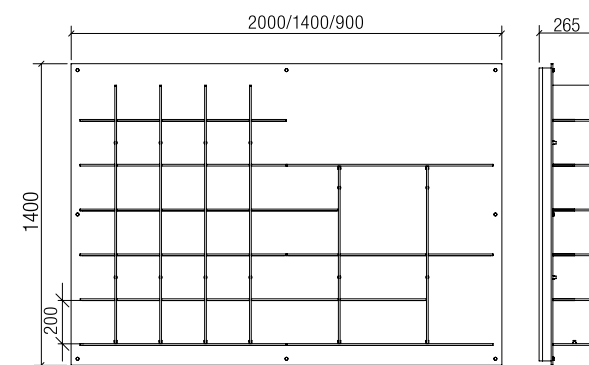


B



Wall unit: acrylic glass panel, glossy, available in 2 colors, with compartments made of acrylic glass, dualsatin, and horizontal LED backlight (white)

Bottom cover: acrylic glass panel, glossy, available in 2 colors



Wall unit:

W 20/14 H LED
2000 x 1400 mm

W 14/14 H LED
1400 x 1400 mm

W 9/14 H LED
900 x 1400 mm

Bottom cover:

W 20/7 HB
2000 x 700 mm

W 14/7 HB
1400 x 700 mm

W 9/7 HB
900 x 700 mm

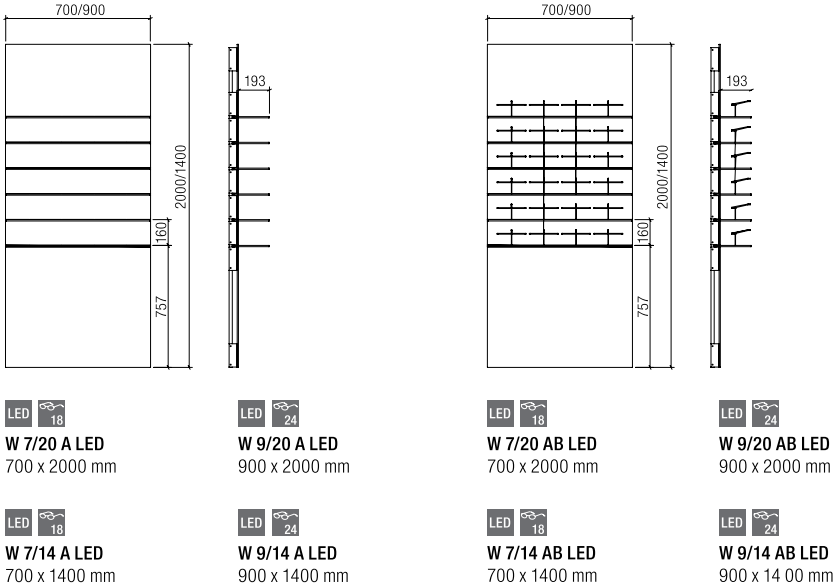


LIGHT BOARDS

These modules promise variety: they are available in glossy acrylic glass and with top modern LED technology. By combining shelves with spectacle displays, you can present the merchandise in an appealing way and obtain a sophisticated and elegant solution.



Wall units: acrylic glass panel, glossy, available in 2 colors, with shelves made of acrylic glass, dualsatin, and horizontal LED backlight (white). W 7/14 AB LED, W 9/14 AB LED, W 7/20 AB LED and W 9/20 AB LED with spectacle displays.



Contact Lens Panels

Optical retailers appreciate our purposeful yet eye-catching way to display, organize and store contact lenses. Each attached container is designed to provide a perfect fit for your product.




WEBSITE LINK



A

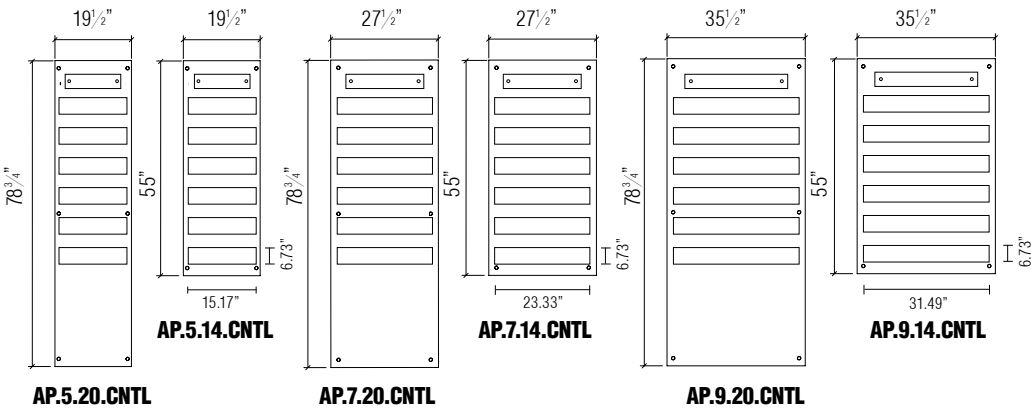
Available Finishes



A CONTACT LENS PANEL

Each 3/8" thick acrylic panel is available in six sizes and four finishes: Glass Look (frosted on one side), Clear, Frosted Ice, and Polar White. Ask us about printed design options. Panel includes rack with niches made of acrylic, removable shelves, and optional logo plate.

Shelf Size:
AP.5.20.CNTL, AP.5.14.CNTL:
15.17"(W) x 6.73"(D) x 3.19"(H)
AP.7.20.CNTL, AP.7.14.CNTL:
23.33"(W) x 6.73"(D) x 3.19"(H)
AP.9.20.CNTL, AP.9.14.CNTL:
31.49"(W) x 6.73"(D) x 3.19"(H)



Tint Sample Panels

Showcase your fashion eyeglass and sunglass tint samples with backlit LED panels.


Backlit LED panel



Frosted Ice

A

Available Finishes

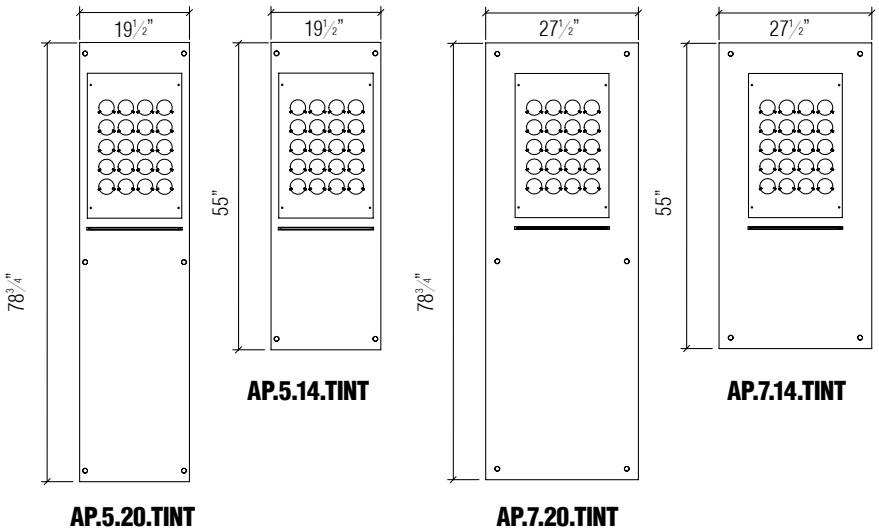


A TINT SAMPLE PANEL

Each 3/8" thick acrylic panel is available in four sizes and two finishes: Black or Polar White. Ask us about printed design options. Panel includes shelf.



WEBSITE LINK



WV Single

Our SINGLES display panels provide a unique and optimal platform to feature special frames by using multiple small shelves for individual items and optional lighting.

A

Shelf Finishes


Frosted Ice


Polar White

Panel Finishes


Polar White


Black

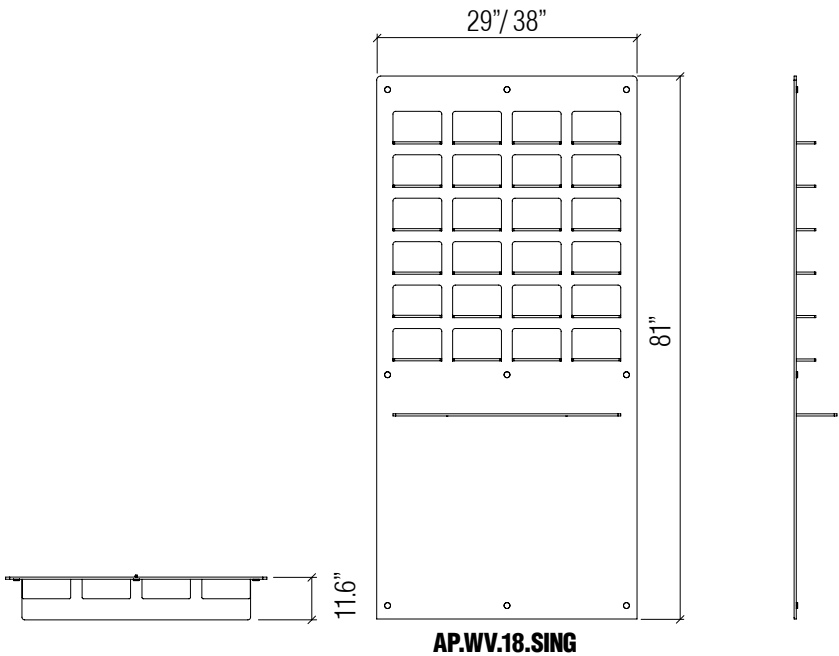


A WV SINGLE


Wall unit: front made of Black or Polar White acrylic. Niches are Polar White or Frosted Ice with 1 large acrylic shelf.



WEBSITE LINK



Singles Acrylic Shelf Panel

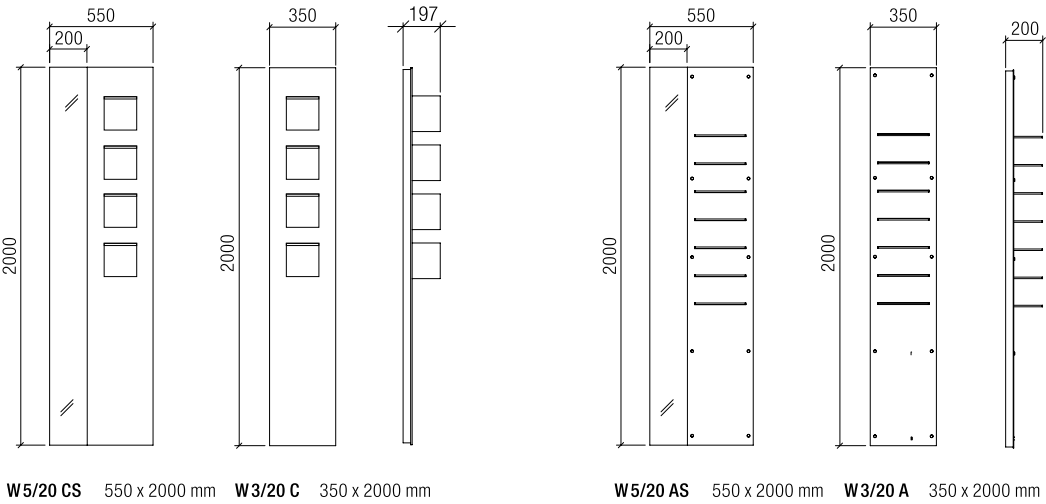


A ACRYLIC SHELF PANEL WITH MIRROR

Each 3/8" thick acrylic panel is available in one size and four finishes: Glass Look (frosted on one side), Clear, Frosted Ice, and Polar White. Ask us about printed design options. Panel includes 7 shelves and 1 side mirror. (#AP.5.20.AS.MIR)

B ACRYLIC SHELF PANEL

Each 3/8" thick acrylic panel is available in one size and four finishes: Glass Look (frosted on one side), Clear, Frosted Ice, and Polar White. Ask us about printed design options. Panel includes 7 shelves. (#AP.3.20.AS)





NEWS-GALLERY

New and exclusive spectacles deserve a particular setting and should not disappear in the crowd! This module with its niches creates an impressive setting for high-quality models. The integrated LED illumination is convincing and highlights this kind of wall display in the first place.



Optionally with round or square shelves



A

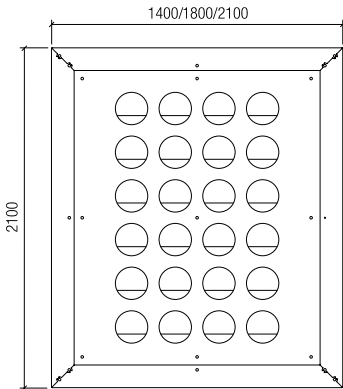
Backlight with IEd

W14/21 ng

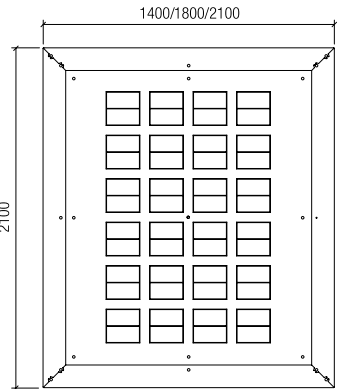
A



Wall unit: Acrylic glass panel (glossy white) with round or squared cuttings and shelves made of acrylic glass (transparent). Back panel made of acrylic glass (transparent) with engraving and LED illumination. Mounting plate made of coated derived timber product. Frame made of acrylic glass (glossy) or decorative surface.



18	W 14/21 ng	1400 x 2100 mm
24	W 18/21 ng	1800 x 2100 mm
36	W 21/21 ng	2100 x 2100 mm



36	W 14/21 ng e	1400 x 2100 mm
48	W 18/21 ng e	1800 x 2100 mm
72	W 21/21 ng e	2100 x 2100 mm



LED Panels

LED Color Changes

Creating highlighted display areas in your retail environment establishes a unique, appealing atmosphere that invites customers in to your shop. These innovative LED-modules allow you to set yourself apart from your competitors, exhibiting your merchandise like works of art.

Front



Polar White

Back



Frosted Ice



AP.15.20.Q.OQ.LED

A



AP.15.20.OQ.LED



AP.15.20.SQ.SH



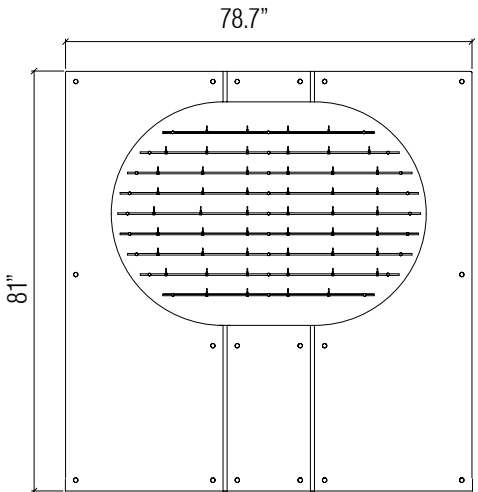
AP.15.20.T.LED



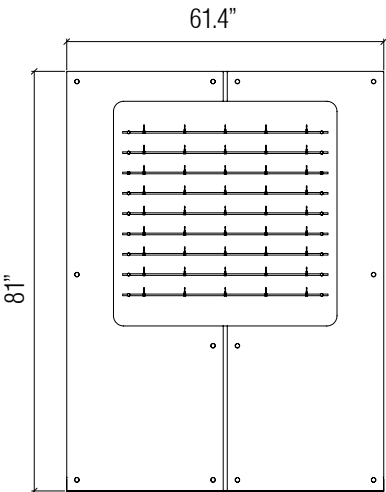
AP.20.20.OQ.LED



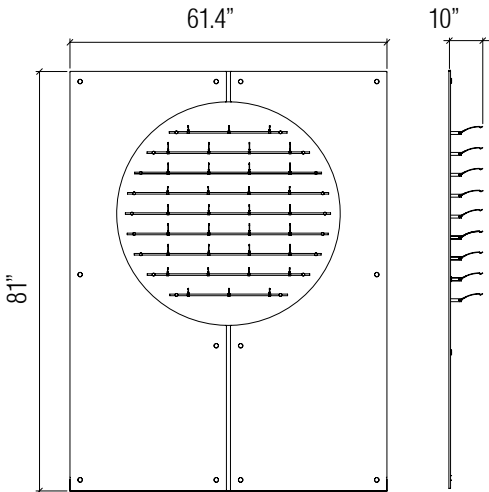
AP.20.20.T.LED



AP.20.20.OQ.LED



AP.15.20.Q.OQ.LED



AP.15.20.OQ.LED

A LED SHELF PANEL

Each 3/8" thick acrylic panel is available in three sizes and shapes. Front: Glossy Illuminated, Polar White, or Black Acrylic. Two lateral covers made in Frosted Ice are fitted with 3 Clear acrylic shelves or the OptiQuattro System.



WEBSITE LINK



B-TWEEN

NEW



Variable display: horizontally adjustable




Innovative, optional way to use space in B-TWEEN

B-TWEEN is the new, innovative shop design system with integrated LED backlighting exemplifying cutting edge product presentation. With this rail system, assembly elements are easily inserted above or below the bar to create your one of a kind display.


Even the spaces in B-TWEEN are designed to be utilized creatively. Separate display elements can be placed in the openings as desired to further customize your product presentation.



Height adjustment for flexible decoration



A B-TWEEN profile
Constructed of aluminum and sold by the meter.
1.3" x 0.15" (#12.00.00.00)



B LED-illumination
Lighting system sold by the meter.
(#12.00.00.03)

Power supply for max. 3 m LED illumination (30 W); please order separately.
(#12.00.00.04)



C Wall mounting kit
Sold in pairs for mounting onto acrylic
(#12.00.00.05)

Wall mounting kit
Sold in pairs for mounting onto plasterboard/brickwork
(#12.00.00.07)



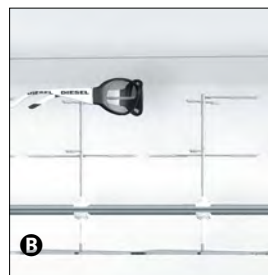
D Additional fixture
For mounting onto acrylic (up to 1.5 m section length)
(#12.00.00.06)

Additional fixture
For mounting onto plasterboard/brickwork (up to 1.5 m section length)
(#12.00.00.08)



A Single eyeglass holder
Made of nickel-plated steel

7.07" x 1.97" x 3.54"
TOP (#12.00.10.01)
BOTTOM (#12.00.11.01)




B Double eyeglass holder
Made of nickel-plated steel
7.07" x 5.9" x 7.07"

TOP (#12.00.10.02)
BOTTOM (#12.00.11.02)




C Square shelf
Made of transparent acrylic
7.07" x 1.97" x 7.07"

TOP (#12.00.10.09)
BOTTOM (#12.00.11.09)




D Rectangular shelf
Made of transparent acrylic
14.96" x 1.97" x 7.07"

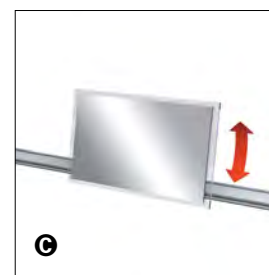
TOP (#12.00.10.10)
BOTTOM (#12.00.11.10)




A A Round shelf with ring
Made of Transparent acrylic
Height 7.09"
(#12.00.10.06)




B Signboard made of acrylic
Glossy White (printing on request)
5.9" x 2.76"
(#12.00.10.03)



C Mirror
Horizontal, adjustable inclination
7.48" x 3.54" x 1.18"
(#12.00.10.07)



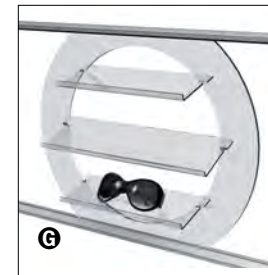
D Acrylic box
Double container, made of Transparent acrylic. 14.96" x 2.99" x 3.15"
TOP (#12.00.10.13)
BOTTOM (#12.00.11.13)



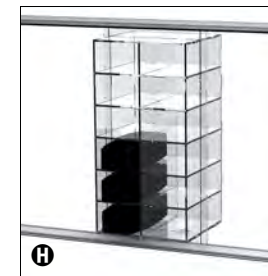
E Acrylic Box – Double
Contains 4 eyeglasses, made of Transparent acrylic. 14.96" x 4.72" x 3.15"
TOP (#12.00.10.14)
BOTTOM (#12.00.11.14)




F Tray for 6 eyeglasses
Acrylic with felt overlay
13.7" x 0.79" x 8.39" (#12.00.10.11)




G Circle with 3 shelves
Made of Transparent acrylic
16.93" x 13.66" x 3.54"
(#12.00.10.12)



H Storage for 12 cases
Made of Transparent acrylic
7.48" x 13.66" x 5.9"
(#12.00.10.15)



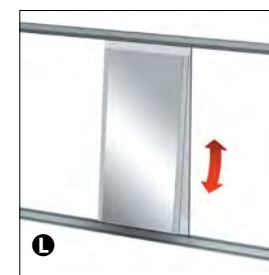
I PIN panel
Made of Transparent acrylic
23.62" x 13.66" x 3.94"
(#12.00.10.16)



J MONO panel
Made of Transparent acrylic
23.62" x 13.66" x 3.94"
(#12.00.10.17)



K Graphic panel
Made of acrylic in Transparent or Glossy White (printing on request)
7.48" x 13.66" x 0.2" (#12.00.10.17)



L Mirror
Vertical, adjustable inclination
7.48" x 13.66" x 1.18" (#12.00.10.05)



■ Classy, elegant design and reliable safety



Location of individual promotional information

Lock

Mode of operation:



1. Unlock system



2. Slide display box



3. Removal of merchandise

SLIDE SYSTEM

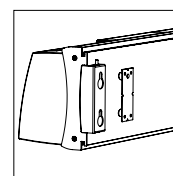
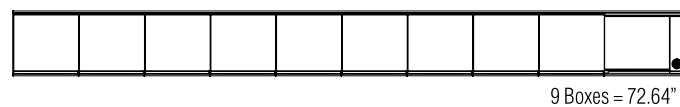
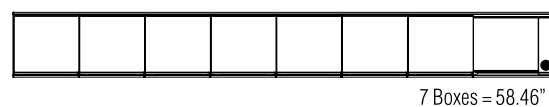
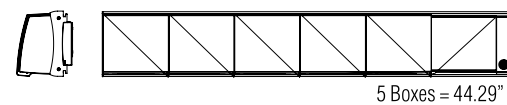
NEW

With our Slide System, your eyeglasses and accessories are displayed like gallery exhibits, and are protected against theft and dust at the same time. The key advantage to this presentation unit is that after unlocking the display, only one product container is released at a time, leaving the others secured.

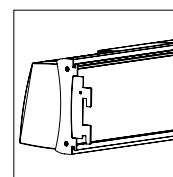


VIDEO LINK

Basic element available in three standard lengths.
Custom lengths available upon request.



01
Wall fixture, one pair
(Plasterboard/Brick-
work)




02
Wall fixture, one pair
(Acrylic)



03
1 shelf




04
2 shelves



05
3 hangers



06
Blind with mirror



07
Intermediate blind
(printing on request)



08
LED illumination
(White)



09
Illumination bar

Electronically lockable version
on request



SL 5



AP14.6.SL.5



AP14.9.SL.5



AP14.12.SL.5



SL 7



AP18.6.SL.7



AP18.9.SL.7



AP18.12.SL.7




SL 9



AP21.6.SL.9



AP21.9.SL.9



AP21.12.SL.9



MR.SL.2.9



MR.SL.3.9



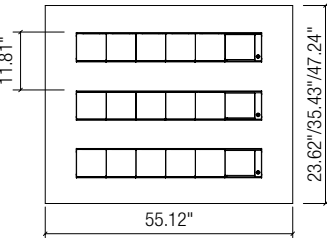
MR.SL.2.12



MR.SL.3.12




SL 5
44.29"



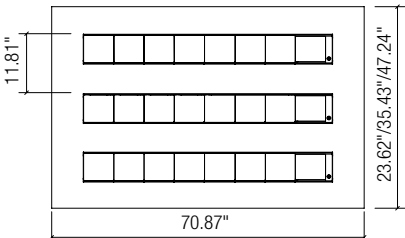
AP14.6.SL.5
55.12" x 23.62" x 5.91"
1 x 5 boxes

AP14.9.SL.5
55.12" x 35.43" x 5.91"
2 x 5 boxes

AP14.12.SL.5
55.12" x 47.24" x 5.91"
3 x 5 boxes



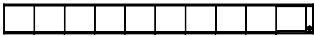
SL 7
58.46"



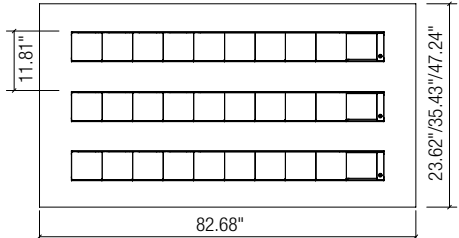
AP18.6.SL.7
70.87" x 23.62" x 5.91"
1 x 7 boxes

AP18.9.SL.7
70.87" x 35.43" x 5.91"
2 x 7 boxes

AP18.12.SL.7
70.87" x 47.24" x 5.91"
3 x 7 boxes



SL 9
72.64"



AP21.6.SL.9
82.68" x 23.62" x 5.91"
1 x 9 boxes

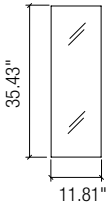
AP21.9.SL.9
82.68" x 35.43" x 5.91"
2 x 9 boxes

AP21.12.SL.9
82.68" x 47.24" x 5.91"
3 x 9 boxes

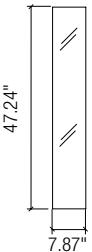
Mirror



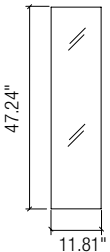
MR.SL.2.9
7.87" x 35.43"




MR.SL.3.9
11.81" x 35.43"



MR.SL.2.12
7.87" x 35.43"



MR.SL.3.12
11.81" x 47.24"



Available panel finishes for the Slide:
Polar White or Black.
Other colors are available upon request.

Wall Units: Acrylic glass panel fitted with Slide System with 5/7/9 display boxes in 3 standard lengths, including 5/7/9 shelves each. Please order other accessories separately.



Kids Panels

Children love bright and bold colors, combined with simple shapes. By creating a visually inviting atmosphere for children and their families using our acrylic panels, printed with large lettering or shapes in vivid colors, you make trying on glasses a fun adventure. These panels, with a Frosted Ice background and themes for children, are available in our junior version with a height of 55".




Cute Birds A **NEW**



Cute Birds B **NEW**



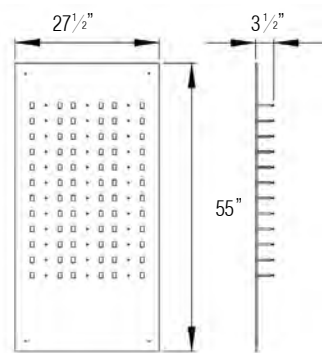
Splats



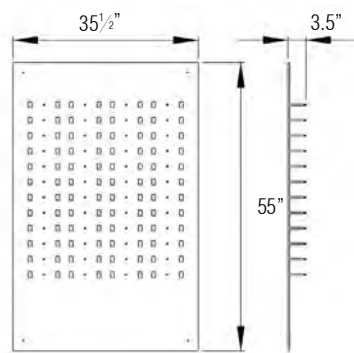
Alphabet



Circles



APP.7.14.KIDS



APP.9.14.KIDS

Panel type	Frames held
APP.7.14.KIDS	36
APP.9.14.KIDS	48

KIDS PANEL

Each 3/8" thick acrylic panel, with Frosted Ice background, is available in two sizes and five designs: Cute Birds A, Cute Birds B, Alphabet, Splats, and Circles. Hardware for securing eyewear is included.

DROP

ABS-formed kids' stool in high gloss enamel. Shown in Red (#155004)



WEBSITE LINK



B

Other DROP colors



White (#155002)



Red (#155004)



Black (#155001)



Green (#155005)

Custom Panels

Are you looking for a unique wall display that nobody else has? We, at Frame Displays, are delighted to design individual motifs and print designs tailored to your shop and corporate vision, in order to create a personal atmosphere, where your customer feels absolutely comfortable. On these pages we present only a few examples of our wide range of designs – for further information and a personal consultation please do not hesitate to call us.

Your Logo



Your logo may be featured on one or several panels. Please provide us with a picture in print quality or a vector master in eps-format and we will do the work in promoting your corporate identity.

Graphic Motifs



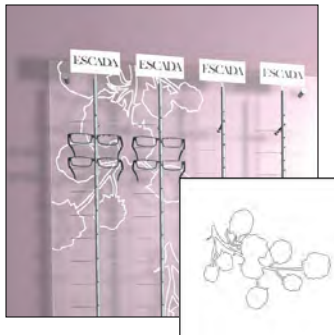
Panels can be printed uni- or multicolored by request. We will draft the design proposal with your desired specifications. According to the motif, foil lamination is also possible.

Photos



We put your photos directly on acrylic. You deliver the master in a print format, or we submit customized drafts – a truly personalized display solution.

Engraving



Enhance your acrylic panels with our new engraving technique. We only need your logo or favored motif as an eps-file with contours and we will engrave it directly on the panel.



Eyeglasses

A

B

C



Poppy

Example of combination with single rods



Blow ball



Face



Have a look



Abstract 1



Mountain bike



Jogging



Climbing



Equipment can be chosen individually



Optional with illumination

Combination with cabinets on request

Frames and Back Panels

Maximize your design options with FRAMES and PANELS. This versatile display consists of your choice of panels (see Display Panel section), plus, either the frame components, or the panel backing affixed to your panels. Adding design contrast enhances the beauty of your shop environment.

- [Distinct] Individual scopes for design
- [Convenient] Panels can be exchanged easily
- [Versatile] New look through change of color and material
- [Adjustable] Modifiable merchandise display



Frame



Back Panel



Configuration



Tubix Circo



PIN



OptiQuattro System



Linear System



Shelves

Available Frame Finishes



Solid Black Solid Red Solid White

Ask us about custom options

Available Back Panel Finishes




Espresso Maple Cherry


Ask us about custom options




5.20.BP 5.20.FP 5.20



9.20.BP 9.20.FP 9.20



2.7.20.FR OR 2.7.20.BP




2.7.20.BP



9.14.BP 9.14.FR 9.14



2.7.14.FR OR 2.7.14.BP



2.7.14.BP

Available Laminated Wood Finishes



Black Red White Yellow Green Blue

Ask us about custom options

Assembly Examples

Any panel can be chosen from Display Panel Section




23.7 (W) X 82.7 (H)



39.4 (W) X 82.7 (H)



65.24 (W) X 82.7 (H)



39.4 (W) X 59.1 (H)



65.2 (W) X 59.1 (H)




WEBSITE LINK



Logo Plates



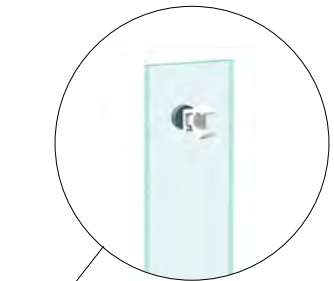
WEBSITE LINK



Side Panels



WEBSITE LINK



A

B

C

A LOGO.XX.BLANK

Custom size blank 1/4" clear acrylic logo plate with hardware to attach to 1/4" or 3/8" thick panels.

B LOGO.XX.PRINT

Custom size printed 1/4" clear acrylic logo plate with hardware to attach to 1/4" or 3/8" thick panels.

C LOGO.45.BLANK

4" x 5" blank 1/4" clear acrylic logo plate with hardware to attach to 1/4" or 3/8" thick panels

D LOGO.45.PRINT

4" x 5" printed 1/4" clear acrylic logo plate with hardware to attach to 1/4" or 3/8" thick panels.

SIDE PANELS

Acrylic side panels put a nice finishing touch on the side of the panels, preventing the back side of the panels to be exposed from the sides. The side panels are available in all acrylic panel finishes. Installation is a snap. Standoff hardware attaches directly to the original panel's standoff body. Two side panels are required per panel.

A AP.12.SIDE.PANELS

For 47.25" long panels

B AP.14.SIDE.PANELS

For 55" long panels

C AP.20.SIDE.PANELS

For 78.75" long panels




Swiveling Wall Mirror System

Wall mirrors on the solid wooden back panel with 3/16" thick polished glass mirrors and swiveling, fully adjustable wall mounting hardware:

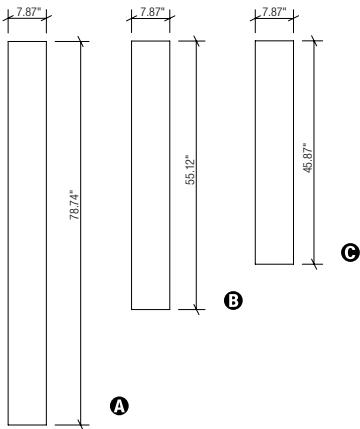


WEBSITE LINK



Mirror Interaction

Bracket in the back



A Swiveling wall mirror for any AP.XX.20 panels

7.87" (W) x 78.75" (H) x 3.54" (Deep)
(#15.88.20.20)

B Swiveling wall mirror designed for any AP.XX.14 panels

7.87" (W) x 55.12" (H) x 3.54" (Deep)
(#15.88.12.20)

C Swiveling wall mirror designed for DW.31.60 and DW.31.90 panels


7.87" (W) x 47.5" (H) x 3.54" (Deep)
(#15.88.10.20)

D Swiveling mirror brackets only, One pair

For wooden backed mirrors to attach to the wall. (#LCD.103)

E Static (non-swiveling) Mirror Brackets, One pair

Glues on to the mirror backing or screws on to any wooden backed mirror. Makes the mirror stand off the wall about 3 inches.
(#27.19.10.00.MR)



D



E

LED Light Box

Using the latest innovations in lighting and display technology, these extra thin LED light boxes offer maintenance-free illumination of your desired image or logo.

We have customized these two sizes, in 700 mm and 900 mm to match the width of all of our 700 and 900 mm wide panels. There are never any bulbs to change with these slim panels. These LED light boxes feature an edge lit lighting system that produces bright, even illumination in our thinnest profile ever.

Designed to be attractive, efficient, and user-friendly, an LED light box consumes less energy than traditional light panels, and last 15-20 times longer! Simple-to-use snap frames also make graphic changes a breeze. Our design department can work with you to produce and customize the artwork you need for these light boxes.

LED Light Box

Frame material and color: Anodized aluminum in brushed silver

27.5" wide version : (#LB-700) 456mm x 700 mm

35.5" wide version: (#LB-900) 456 mm x 900 mm


For custom printing choose (#LB-700-PRINT) for LB-700 Frames and (#LB-900-PRINT) for LB-900 frames.



WEBSITE LINK

LED EDGE Lighting

LED Edge Lighting Strips attach to the top and/or bottom edge of the display panels. For optimal results, use one LED on top and one at the bottom of the panel. Works best with Frosted White or Glass Look panels. A transformer is included with each LED strip.




Color change



A B



D Convenient channel selection by remote control



E

A White LED in three lengths

700 mm version (#LED.700W)

900 mm version (#LED.900W)

1100 mm version (#LED.1100W)

B Multi color LED in three lengths

700 mm version (#LED.700M)

900 mm version (#LED.900M)

1100 mm version (#LED.1100M)

C Manual controller for multi color LEDs (#LED.MC)

D Remote Control for multi color LEDs (#LED.RC)

E Micro fluorescent tube

Our tube lighting options are miniature T-4 or T-5 lighting, especially designed to be ready in minutes. Interconnecting cables and T-Connectors are provided for ease of installation. Optimal lighting results with Polar White panels.

Rear illumination for acrylic panel, 60Hz, 120 volts

34" Long lighting tube - 24 Watt (#LS-24X)

46.5" Long lighting tube - 28 Watt (#LS-28X)

58" Long lighting tube - 35 Watt (#LS-35X)



VIDEO LINK



WINDOW DISPLAYS

Your shop window gives your customers the first impression of your store and the merchandise inside. You want to lure them in with eye-catching displays that showcase your assorted products. Frame Displays offers an exquisite line of presentation solutions that add interest and beauty to your store front. These displays are designed to be re-arranged easily, allowing you to create a visually stunning window and draw the attention of your customers.



VIDEO LINK

NEW



SLB 2H



SLB 3H



SLB 4Q



SLB 6H



SLB 2V



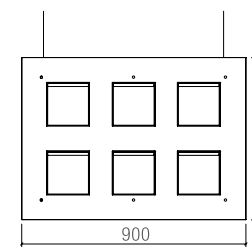
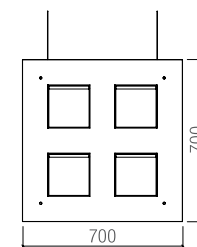
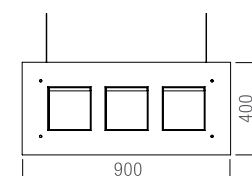
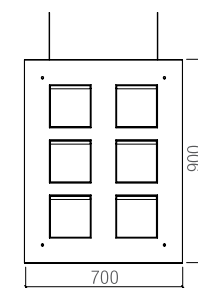
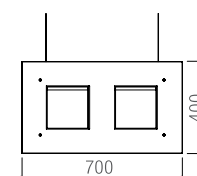
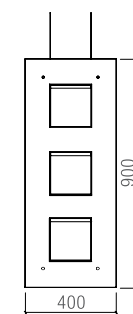
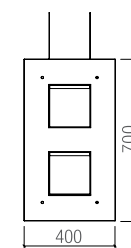
SLB 3V



SLB 6V

Hanging display elements:

Basic construction made of silver-colored anodized speed frame with 2 stainless steel ropes (2 m each length), planking on both sides with acrylic glass, available in 2 colours, and light boxes with integrated LED illumination.



SLB 2V
SLB 3V

400 x 700 mm
400 x 900 mm

SLB 2H
SLB 4Q
SLB 6V

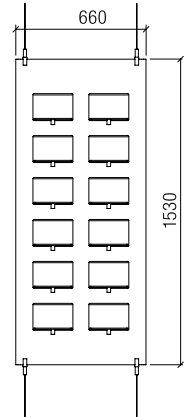
700 x 400 mm
700 x 700 mm
700 x 900 mm

SLB 3H
SLB 6H

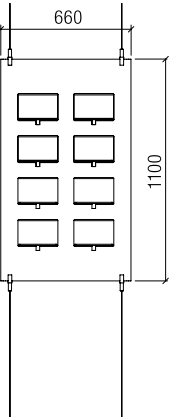
900 x 400 mm
900 x 700 mm

Hanging Displays

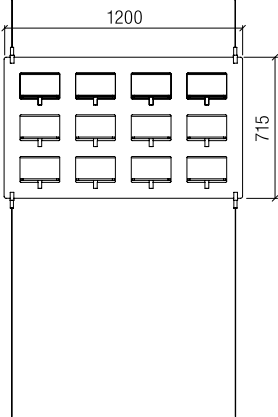
These elegant shop window decorations allow your customer to view your featured products at eye-level. The hanging frames can be arranged horizontally in a row, or vertically. They can even be personalized by using exchangeable banners. Available with enclosed display box (SXV) or with open shelf (SXA).



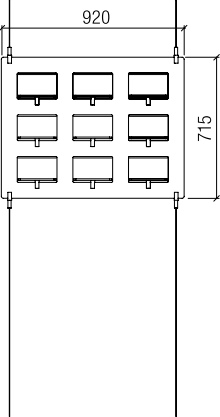
SV 12 (LED)





SV 8 (LED)



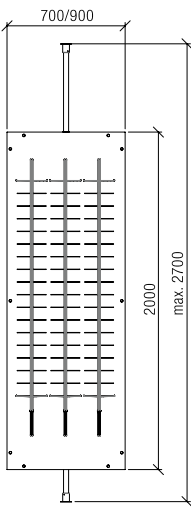
SV 12 H (LED)



SV 9 H (LED)

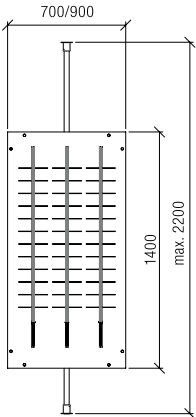


Rotating display: frame made of silver-colored anodized speed frame with 2 height adjustable pivots, made of nickel-plated steel, planking on both sides with acrylic glass, available in 3 colors, fitted with single rods, open or lockable.



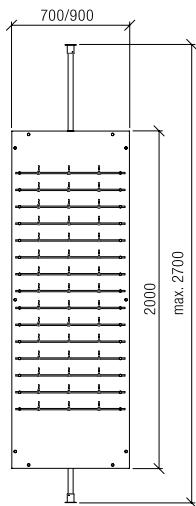
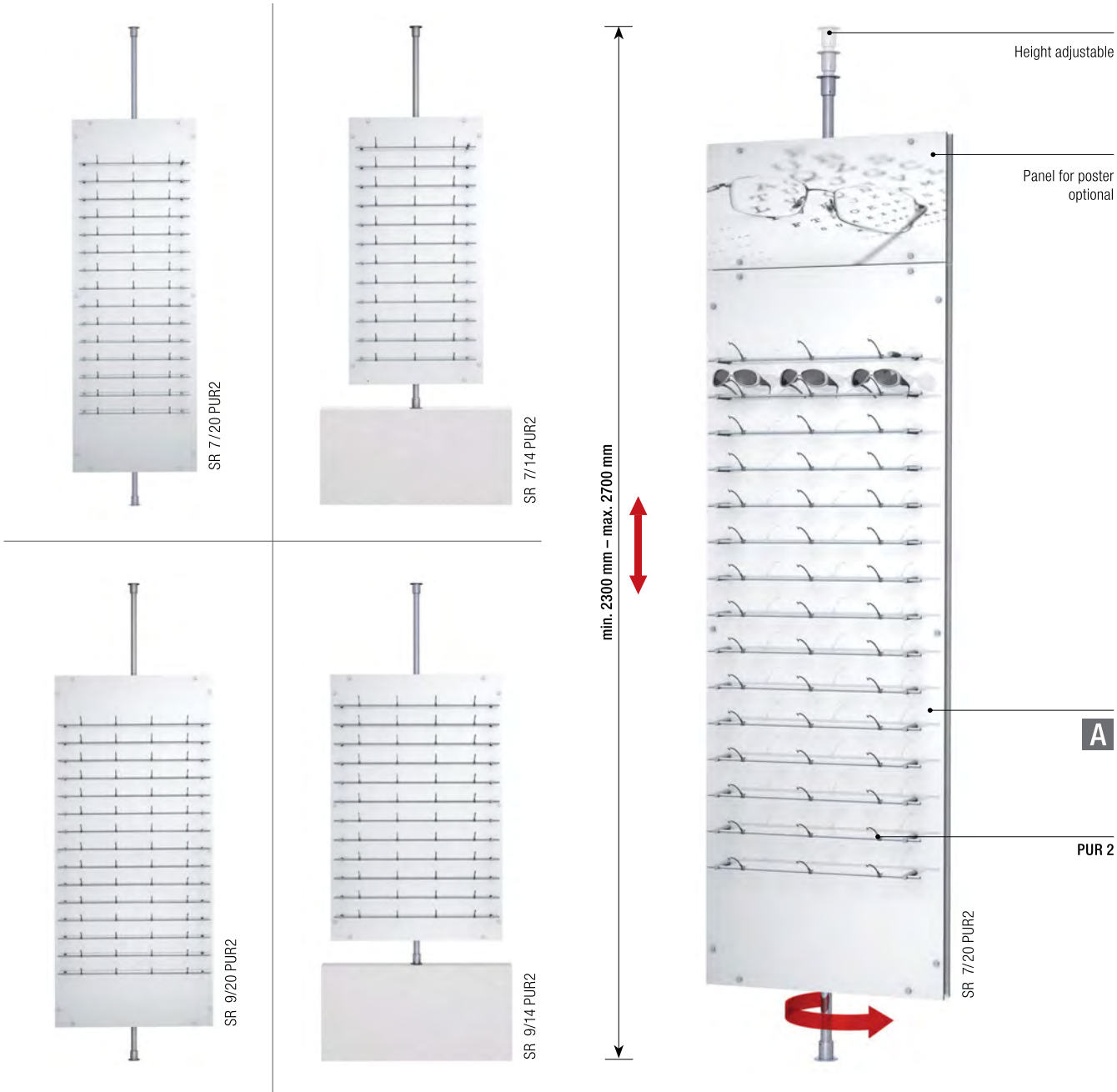
SR 7/20 TC
SR 9/20 TC

700 x 2000 mm
900 x 2000 mm



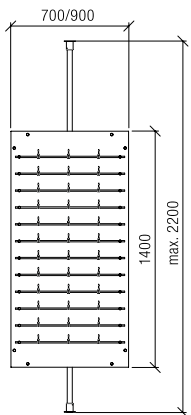
SR 7 /14 TC
SR 9 /14 TC

700 x 1400 mm
900 x 1400 mm



SR 7/20 PUR2
SR 9/20 PUR2

700 x 2000 mm
900 x 2000 mm

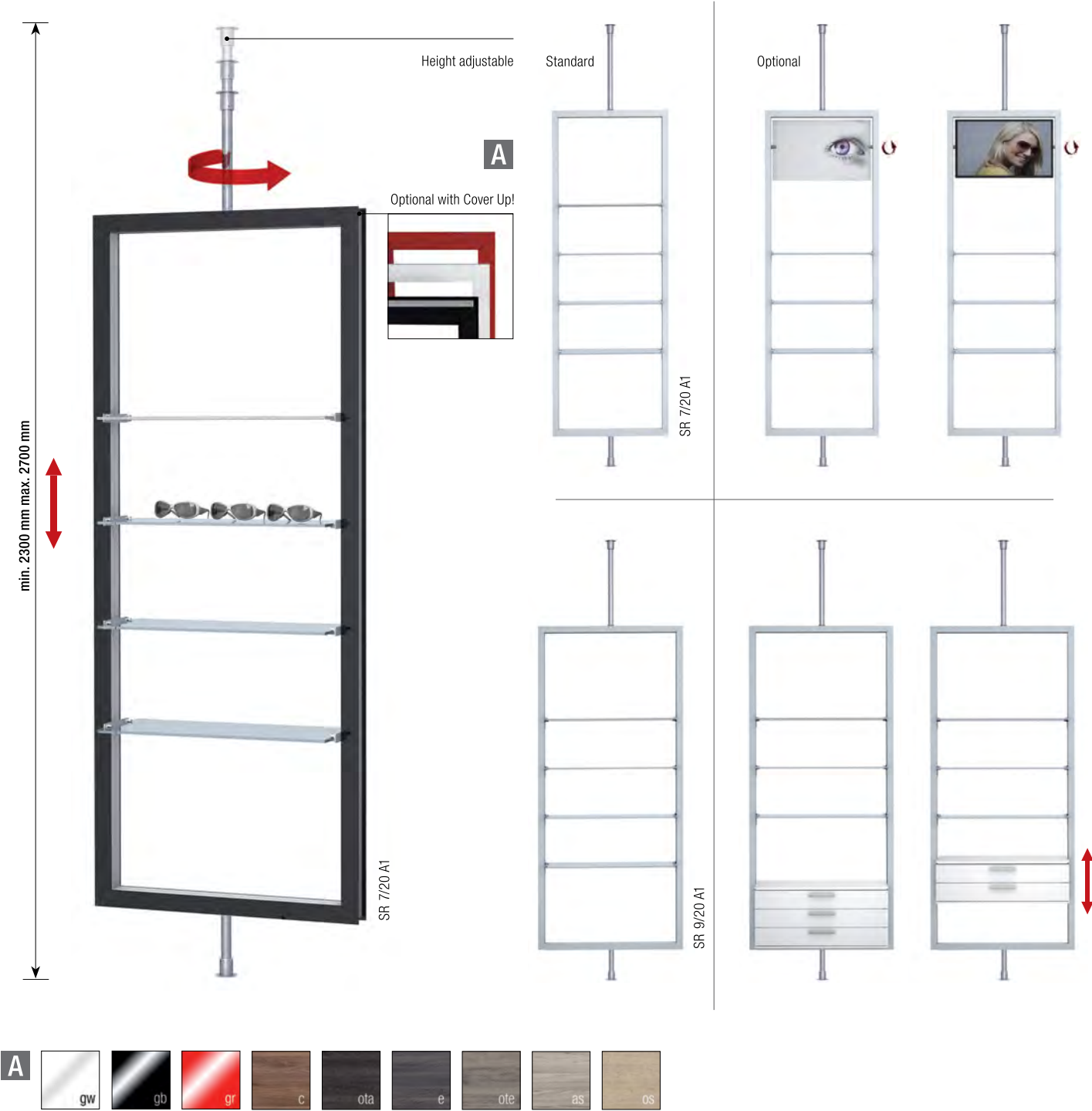


SR 7/14 PUR2
SR 9/14 PUR2

700 x 1400 mm
900 x 1400 mm

Rotating Display

frame made of silver-colored anodized speed frame with 2 height adjustable pivots made of nickel-plated steel, planking on both sides with acrylic glass, available in 3 colors, fitted with PUR 2 system and spectacle displays.



A

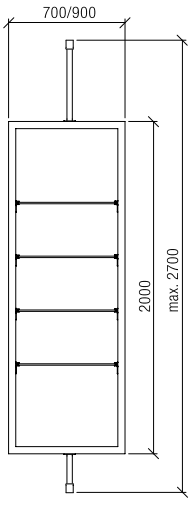


Rotating Display

frame made of silver-colored anodized speed frame with 2 height adjustable pivots made of nickel-plated steel, with 4 glass shelves (transparent). Optional with logo sign and Cover up!

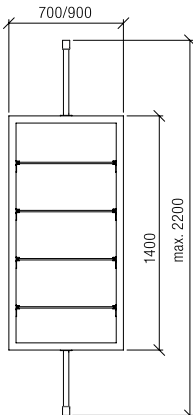
Note:

When combining with a drawer cabinet, the dimensions will change!



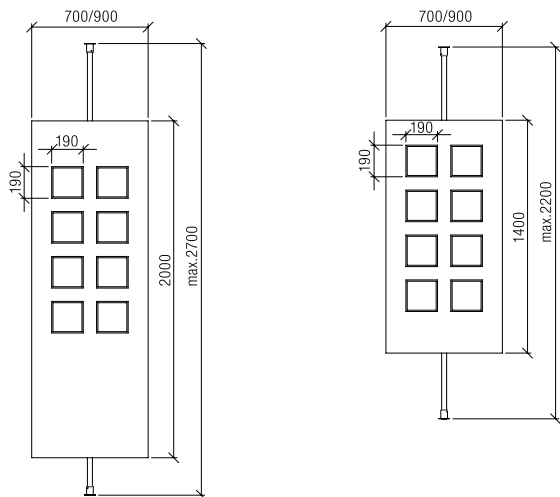
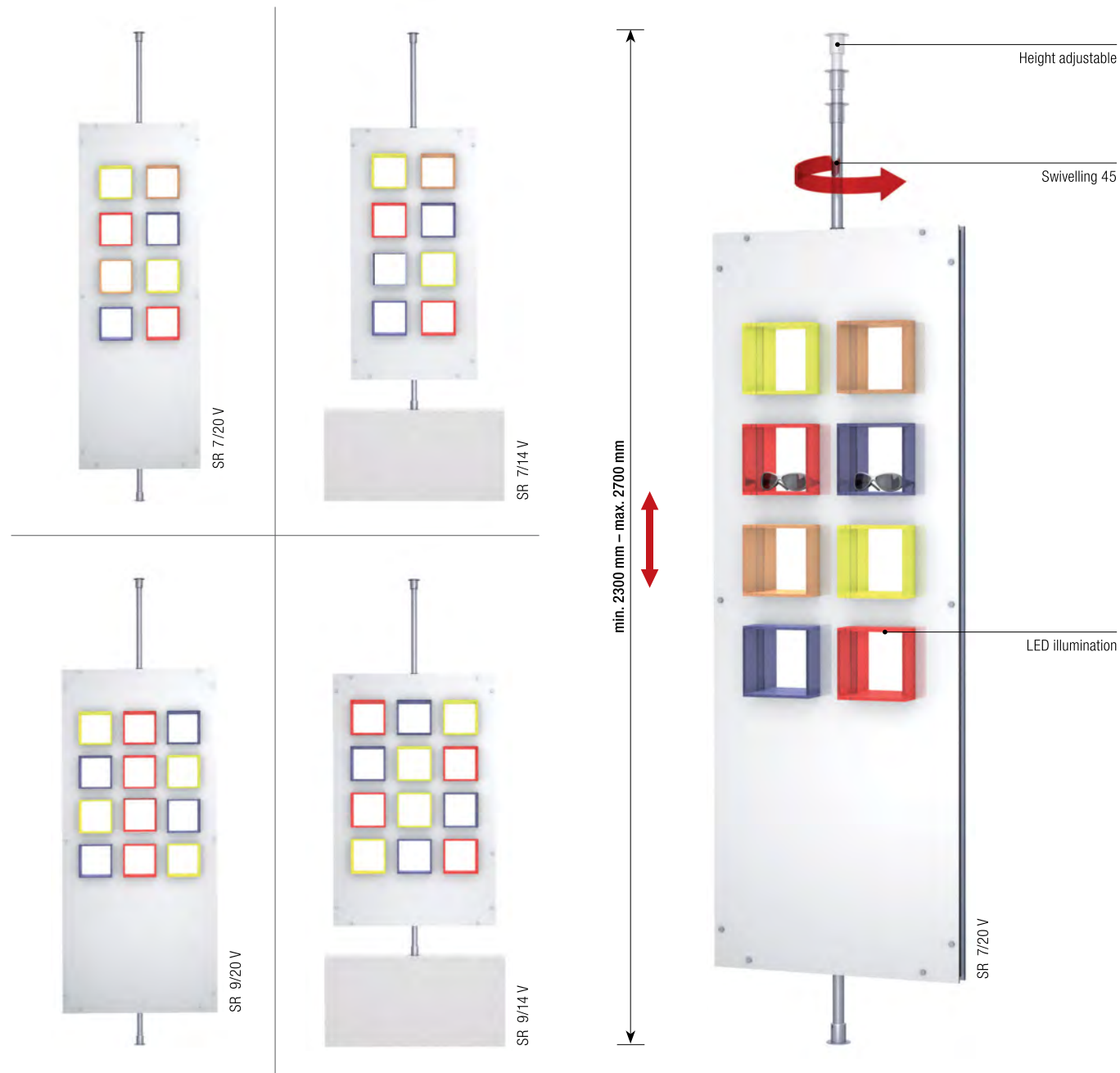
SR 7/20 A1
SR 9/20 A1

700 x 2000 mm
900 x 2000 mm



SR 7/14 A1
SR 9/14 A1

700 x 1400 mm
900 x 1400 mm



SR 7/20 V
SR 9/20 V


700 x 2000 mm
900 x 2000 mm

SR 7/14 V
SR 9/14 V


700 x 1400 mm
900 x 1400 mm

Rotating Display

frame made of silver-colored anodized speed frame with 2 height adjustable pivots made of nickel-plated steel, planking on both sides with acrylic glass (glossy), available in 2 colors with colored acrylic cubes. Including LED illumination.



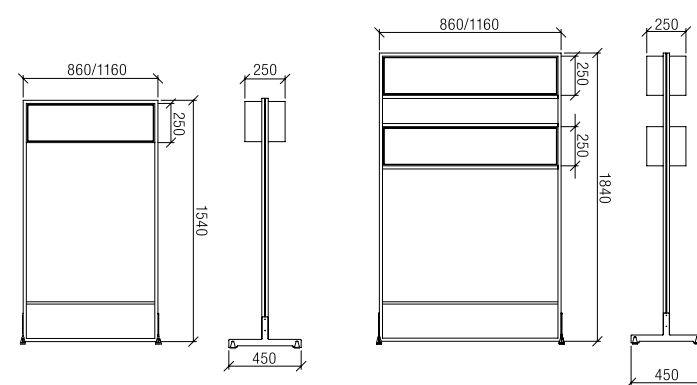
Display elements: base element made of silver-colored anodized speed frame with 2 pedestals, with 1 resp. 2 transparent acrylic glass cubes, front open, back closed with flap, available in 2 dimensions. Optional with LED illumination.



LED illumination optional



Optional with Cover Up!




S 9 V1B (LED)
S 12 V1B (LED)

860 x 1540 x 450 mm
1160 x 1540 x 450 mm

S 9 V2B (LED)
S 12 V2B (LED)

860 x 1840 x 450 mm
1160 x 1840 x 450 mm



Poster Holder
Optional poster panel with standoffs



S12A

S12V LED



Optional with Cover Up!



LED illumination optional



S9A



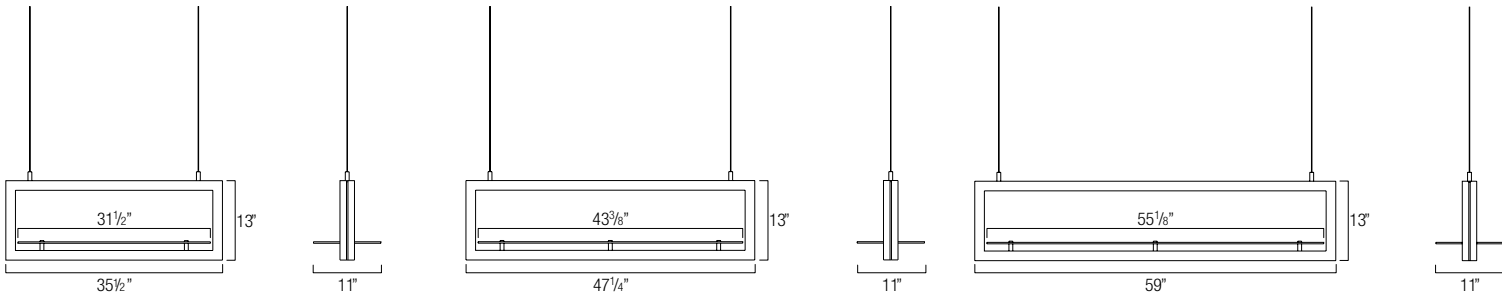
S12A



S15A



Poster Holder
Optional poster panel with standoffs




S9A

S12A

S15A

SXA/SXV Sizes



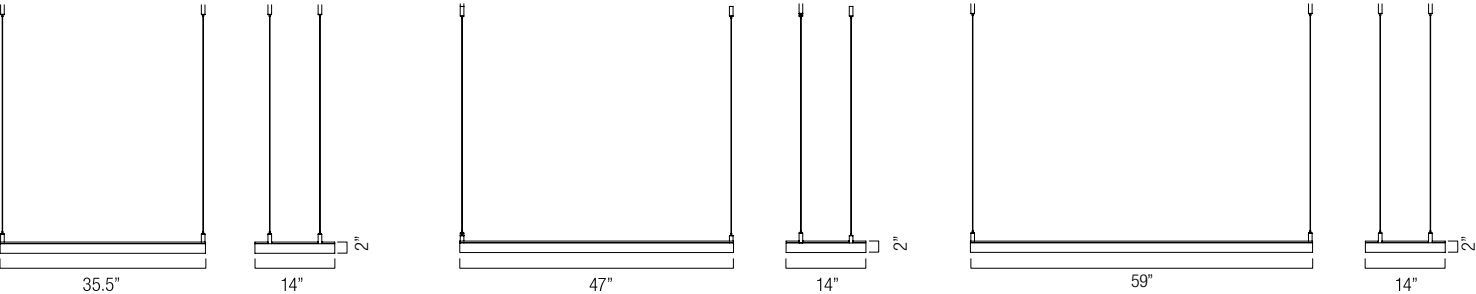
SXH
Just like the SXA model, this horizontal hanging frame provides a sleek, simple way to display products in your shop window. The four cable hanging support system makes this display a stable and secure option for an environment with high traffic and air movement. Flexibility in design, and visually appealing means more attention to your store front. It is also available in four panel finishes and three sizes.



WEBSITE LINK



WEBSITE LINK



S9H


S12H

S15H


SXH SIZES



S9H



S12H



S15H



Poster Holder
Optional poster panel with standoffs

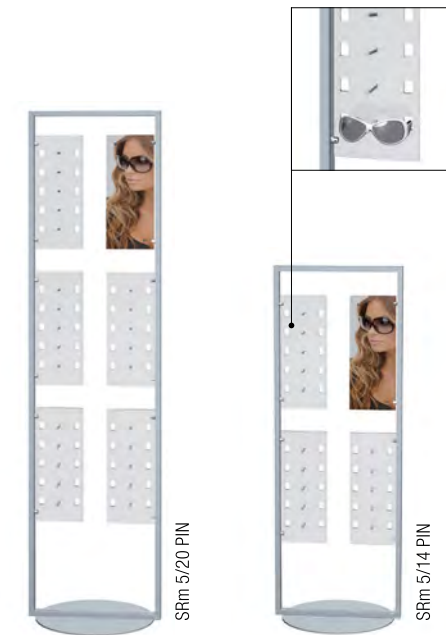
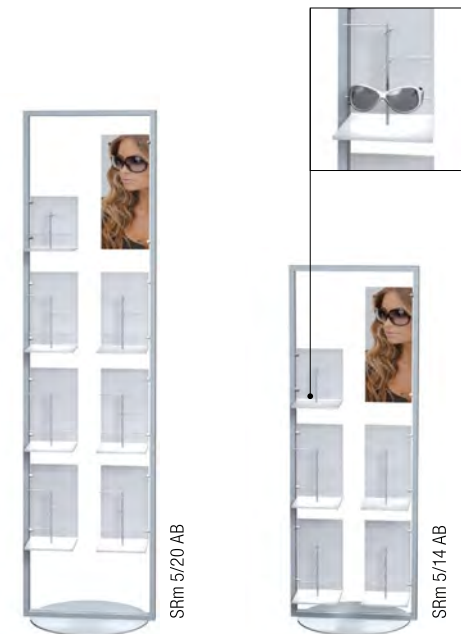


ROTATING FRAMES MINI

Our new ROTATING FRAMES MINI feature delicate design. The elegant displays are available with different configurations and can be customized quickly and easily by decoration and poster panel systems. Thanks to the rotating base they can be aligned easily and are ideal even for narrow niches in the window.



Rotating display: frame made of silver-colored anodized speed frame with base made of steel, silver-colored powder-coated, including poster panel system (for exchangeable posters). poster not included in delivery.



SRm 5/20 AB & SRm 5/14 AB

With single shelves and multiple spectacle displays

SRm 5/20 AB 500 x 2000 mm

SRm 5/14 AB 500 x 1400 mm

SRm 5/20 T & SRm 5/14 T

With inclined acrylic glass shelves

SRm 5/20 T 500 x 2000 mm

SRm 5/14 T 500 x 1400 mm

SRm 5/20 A & SRm 5/14 A

With acrylic shelves

SRm 5/20 A 500 x 2000 mm

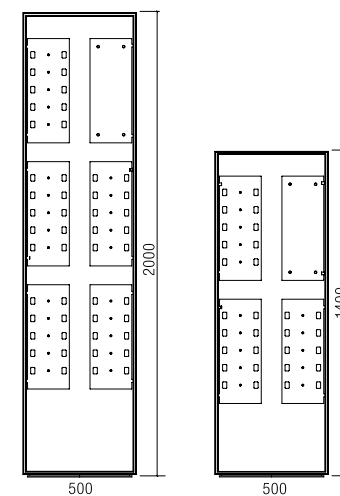
SRm 5/14 A 500 x 1400 mm

SRm 5/20 PIN & SRm 5/14 PIN

With PIN panels

SRm 5/20 PIN 500 x 2000 mm

SRm 5/14 PIN 500 x 1400 mm



■ Useable both-sided

■ Exchangeable banner



SP 1



SP 1L

Front cover optional




SP 1

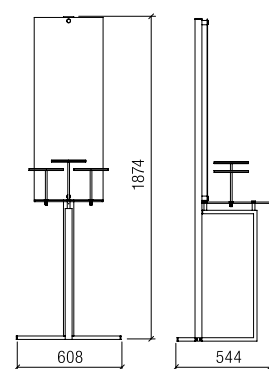
Front cover optional



SP 1L

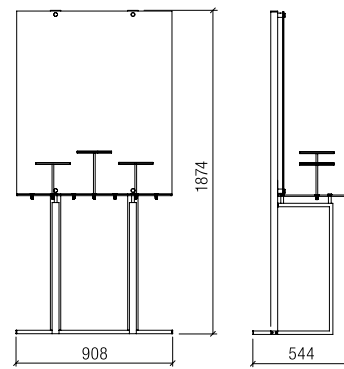
**Free-standing Displays**

basic construction made of a silver-colored anodized speed frame and silver-colored coated steel, 1 acrylic glass panel inclusive P.O.S.-bolts with P.O.S.-acrylic glass shelves, 1 graphic panel system made of transparent acrylic glass for exchangeable posters. Poster sample (see ill.) included in delivery. Optional with front cover.



SP 1

608 x 1874 x 544 mm



SP 1L

908 x 1874 x 544 mm



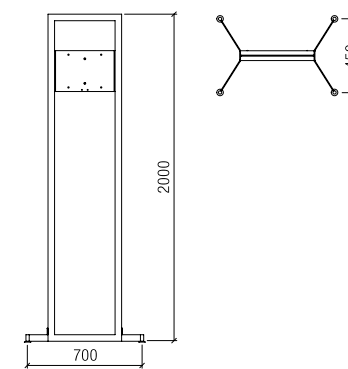
Height adjustable

Front cover on request

STV

**TV Rack**

frame made of silver-colored anodized speed frame, height adjustable mounting plate for flat screens and pedestals made of silver-colored coated steel. Front and back cover in acrylic glass, available in 3 colors. Sizes on request, depending on monitor design.



STV

700 x 2000 x 450 mm



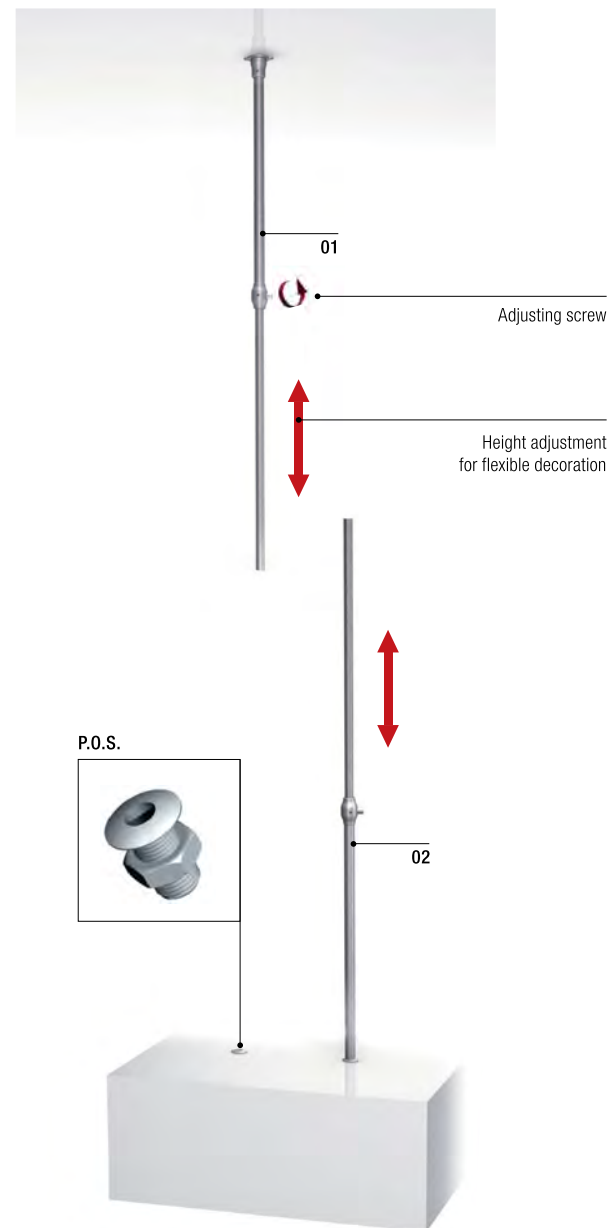


SCOPE SYSTEM


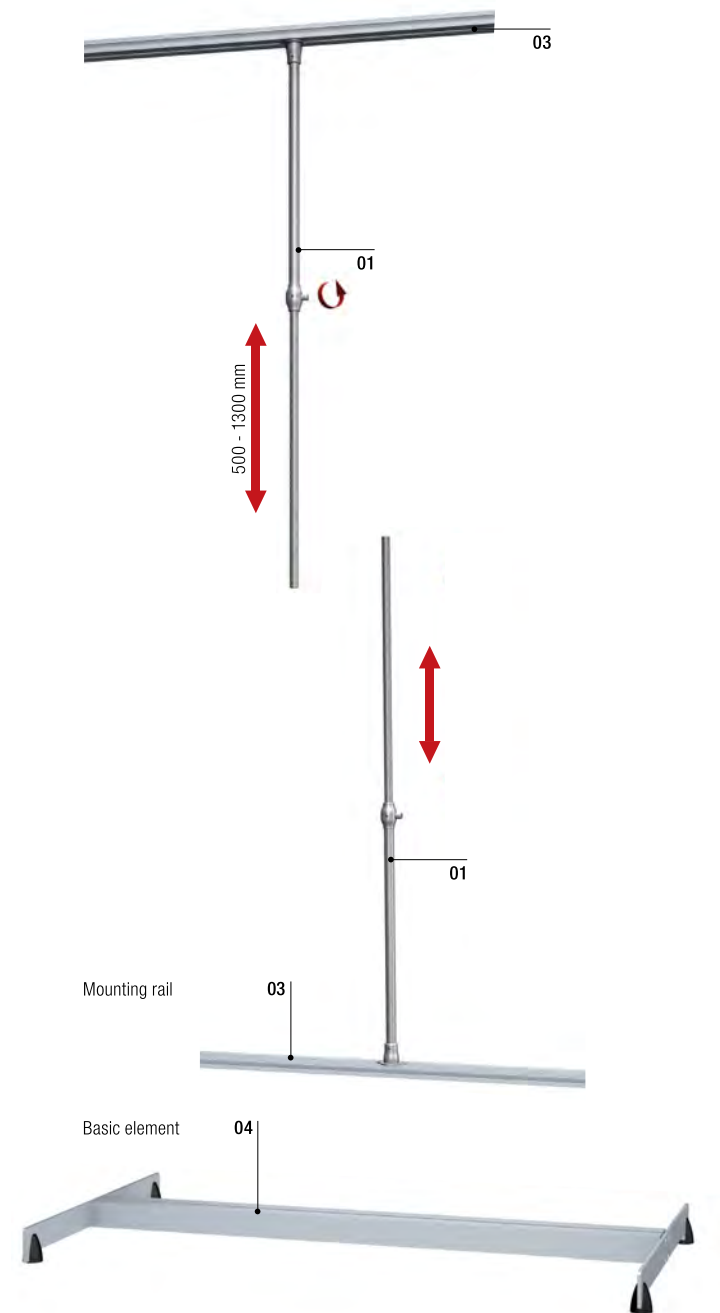
The innovative SCOPE system offers maximum latitude for decorating your shop window or your promotion area. The system allows for assembly to the ceiling, to the floor, or placed in shop windows. The adaptor can be easily and safely bolted to a previous mounted rail system. Due to the wide range of mounting and practical elements of height adjustment of the individual telescopes, you can create new looks with this system.




Direct fixation by screws



Fixation by using mounting rail



Telescope Rod
brushed stainless steel







P.O.S. Telescope Rod
brushed stainless steel



Mounting Rail for Telescope Rod
silver colored anodized speed frame,
cut by measure
40 x 20 mm



Basic Element
made of silver colored
anodized speed frame

<div><div>SET 01</div><div></div><div>Telescope rod + 8 shelves, round</div></div>	<div><div>SET 03</div><div></div><div>Telescope rod + 7 Y spectacle displays</div></div>
<div><div>SET 02</div><div></div><div>Telescope rod + 1 shelf S15, round</div></div>	<div></div> <div>S15</div>



Shelf, round
made of acrylic glass,
dualsatin, including adapter



Shelf for S15, round
made of acrylic glass, dualsatin,
including adapter



Y spectacle display
made of acrylic glass, dualsatin,
including adapter

<div><div>SET 04</div><div></div><div>Telescope rod + 1 show case</div></div>	<div><div>SET 05</div><div></div><div>Telescope rod + 1 poster panel DIN A3</div></div>	<div><div>SET 06</div><div></div><div>Telescope rod + 1 spectacle tray</div></div>	<div><div>SET 07</div><div></div><div>Telescope rod + 2 rectangular shelf</div></div>
<div><div>SET 04.1</div><div></div><div>Telescope rod + 1 show case</div></div>	<div><div>SET 05.1</div><div></div><div>Telescope rod + 1 poster panel DIN A3</div></div>	<div><div>SET 06.1</div><div></div><div>Telescope rod + 1 spectacle tray</div></div>	<div><div>SET 07.1</div><div></div><div>Telescope rod + 2 rectangular shelf</div></div>



Show case
made of acrylic glass,
transparent, including adapter
210 x 210 x 210 mm



Poster panel DIN A3
made of acrylic glass, transparent,
with fixing bar made of steel, silver
colored powder coated including
adapter
452 x 300 x 15 mm



Spectacle tray for 6 spectacles
made of acrylic glass, glossy white,
with racks made of acrylic glass,
transparent, including adapter
500 x 200 x 30 mm



Rectangular shelf
made of acrylic glass, dualsatin,
including adapter
700 x 250 mm



MOVE

We set your glasses presentation in motion. MOVE is the latest development of Frame Displays. Shelves for glasses and other quality accessories move continuously on an oval track and thus creates a real eye-catcher either available as table or window option!

MOVE basic element in 3 standard lengths: Substructure made of aluminum profile, shelves made of acrylic glass (glossy white) with white silicone pads, with display case made of acrylic glass (transparent), including drive and remote control. Optional with LED lighting system.



LED illumination optional



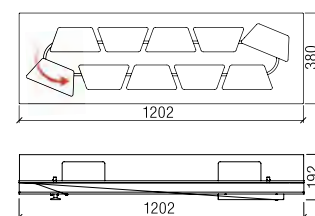
Logo shield on request



Convenient operation via remote control.

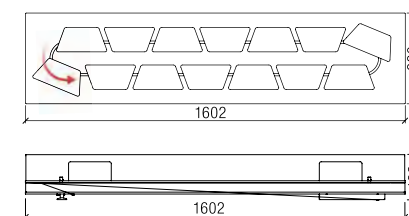


By connecting with a LED lighting system, your merchandise is presented at its best.



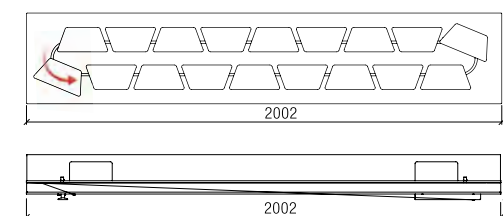
MV 10

With 10 shelves 1202 x 380 x 192 mm



MV 14

With 14 shelves 1602 x 380 x 192 mm



MV 18

With 18 shelves 2002 x 380 x 192 mm

■ MOVE is stirring up your presentation of eyeglasses


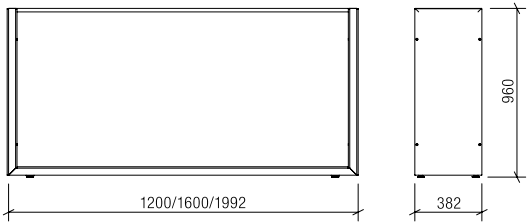


Table construction for MOVE in 3 standard lengths: Structure made of silver-colored anodized speed frame, planked with acrylic glass or derived timber product. Customized design on request.



MV 10 1200 x 960 x 382 mm
MV 14 1600 x 960 x 382 mm
MV 18 1992 x 960 x 382 mm

Examples of use:



Freestanding variations



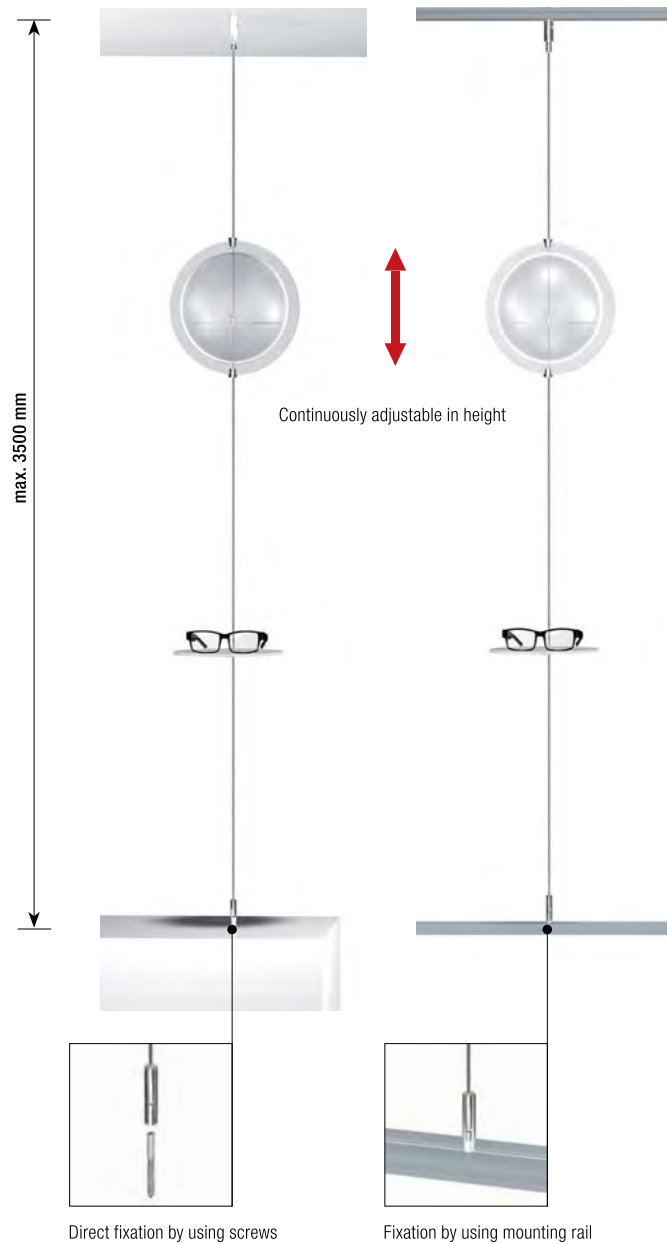

Wall units



Solutions for shop windows



Shelves for glasses and other quality accessories move continuously on an oval track

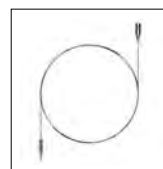


ARRAY SYSTEM

The new flexible decoration system for your window can be attached directly or by using mounting rails. Individual components can be mounted onto it in any quantity and position. Countless formations result from easy re-arrangement of the decorative balls without a necessary change of the basic construction. Due to the intricate construction, the goods will be presented optimally to the fore.



01 Mounting rail for ARRAY SYSTEM, silver colored anodized speed frame, cut by measure 40 x 20 mm



02 Mounting set including fixation, length: 3500 mm



03 Poster panel for exchangeable posters 280 x 280 mm



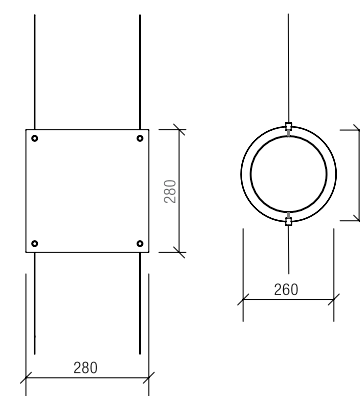
04 Acrylic glass shelf, round 200 x 200 mm



05 Acrylic glass ball, two-shelled 260 x 260 mm



06 Single spectacle display, made of nickel-plated steel 180 x 80 mm



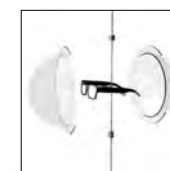
For exchangeable posters




Inserting and fastening



Two-shelled housing



Inserting and fastening





Sphere LED **NEW**

SPHERE LED is a striking display design that artfully combines object lighting with merchandise presentation. Mounted between the ceiling and floor, this presentation system is perfectly suited for your shop window or as a room divider.

The LED lighting is located in the outer pivotal ring which emphasizes the brilliance of the merchandise in an energy efficient way. The inner circle is completely rotatable and can be equipped with shelf system, PUR2 system or MONO. The center of the panels are available in attractive colors, further enhancing the unique allure of the SPHERE LED.



VIDEO LINK

SK13 Basic element: Swiveling LED ring light made of polished aluminum with a rotatable intermediate panel made of acrylic, available in various colors, with 2 height adjustable pivots made of nickel-plated steel. Equipment can be selected individually. Please order separately.

■ Combination of display and object lighting



SKA 10



SK MONO 10



SK PUR2 10



■ Special sizes on request



Acrylic panel, available in various colors, for mounting onto basic element



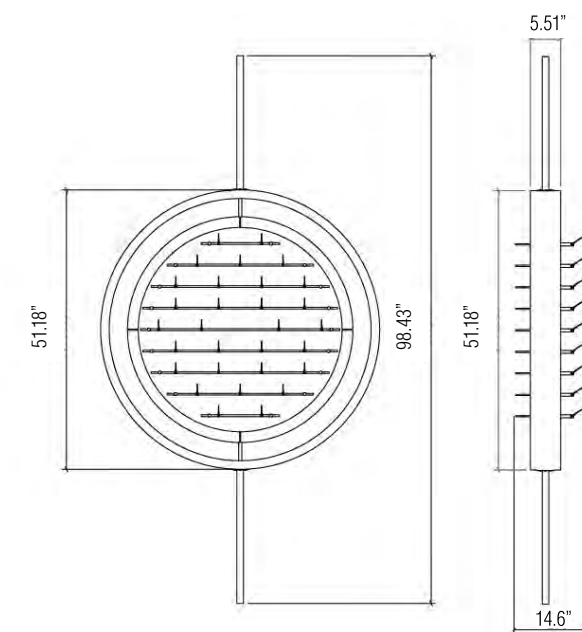
SKA 10
With shelves made of transparent acrylic



SK MONO 10
With MONO Wall single eyeglass displays


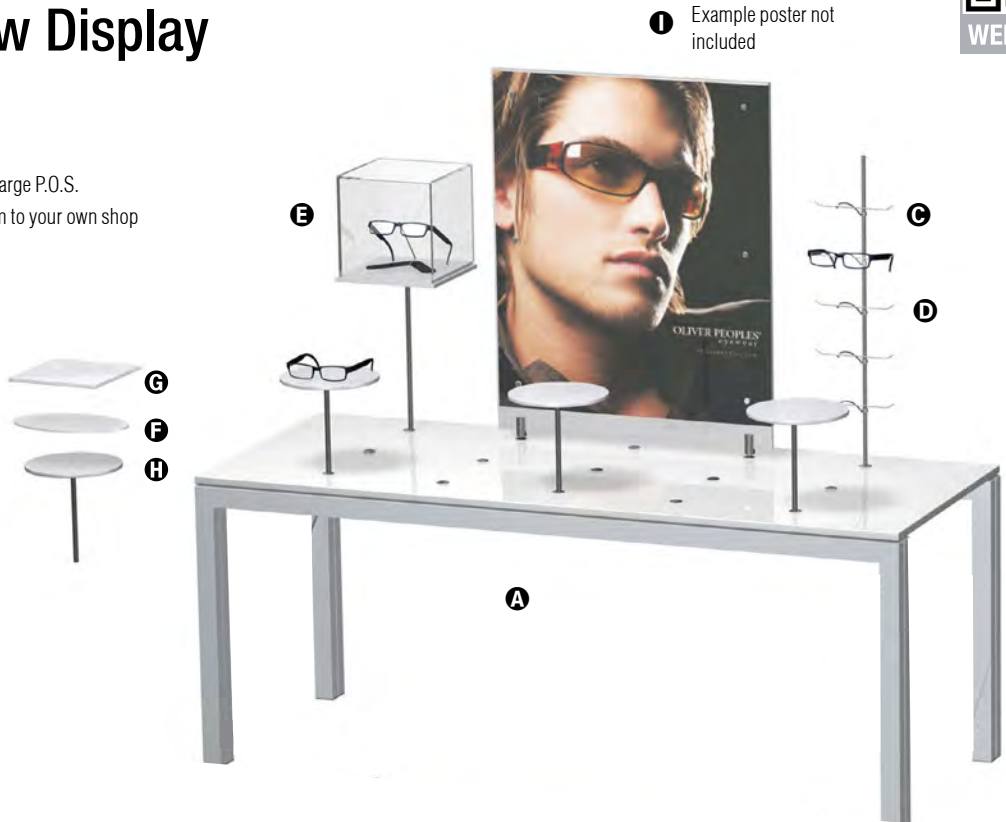
SK PUR2 10
With PUR2 system and single eyeglass displays

NOTE: 2 acrylic panels are always necessary for 1 basic element SK 13.



P.O.S. Window Display Tables

Select from our three sleek, modern, large P.O.S. window display tables, and adapt them to your own shop design with the assorted accessories.



A PRESENTATION TABLE

Anodized aluminum table frame, polished acrylic panel, and pre-drilled P.O.S. Bolt modular receiver holes. Available in three sizes and four 3/8" thick acrylic panel finishes: Clear, Frosted Ice, Polar White and Glass Look. All P.O.S. Bolt hardware included. (#M2.00.02.0X.00)

59" (L1), 70 7/8" (L2), 78 3/4" (L3) x 23 5/8" (W) x 23 5/8" (H)

B P.O.S. BOLT

Nickel-plated (#13.66.00.02)

C PUR ROD

Length cut to order. Includes adaptor for P.O.S. bolt (#13.08.66.02)

D PUR EYEWEAR DISPLAY

(#14.09.00.02)
* Rod not included

E FRAME DISPLAY BOX

Includes acrylic cover and laquered MDF plate (#17.66.40.02)

Cube: 8 1/4" (L) x 8 1/4" (W)

Rod length: 15 3/4",

F OVAL SHELF

Glass Look acrylic (frosted on one side) (#17.66.25.xx)
Size: 6" (L) x 9 7/8" (W)
Rod lengths: (L1) 9 7/8", (L2) 15 3/4", (L3) 23 5/8"

G SQUARE SHELF

Glass Look acrylic, frosted on one side (#17.66.20.xx)

Size: 8 1/4" (L) x 8 1/4" (W)
Rod lengths: (L1) 9 7/8", (L2) 15 3/4", (L3) 23 5/8"

H CIRCULAR SHELF

Glass Look acrylic (frosted on one side) (#17.66.21.xx)
Diameter: 8 1/4"
Rod lengths: (L1) 9 7/8", (L2) 15 3/4", (L3) 23 5/8"

I SPT GRAPHIC PANEL

Clear acrylic for posters measuring 23 5/8" (L) x 27 1/2" (H). Includes P.O.S. bolt (#17.66.51.01)

Size: 23 5/8" x 29 1/2"


J PANEL FOR FRONT

(#SPT.PNL.FR)
Custom design upon request

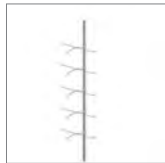


WEBSITE LINK

NEW



Presentation table

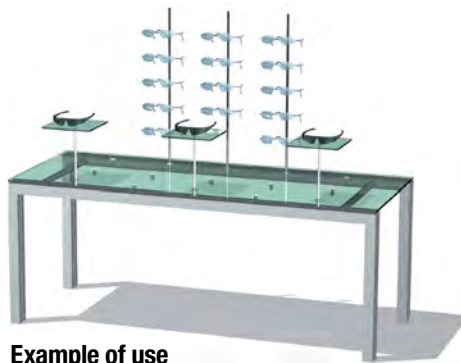


PUR rod + eyewear display



Square acrylic shelf

=



Example of use



Presentation table

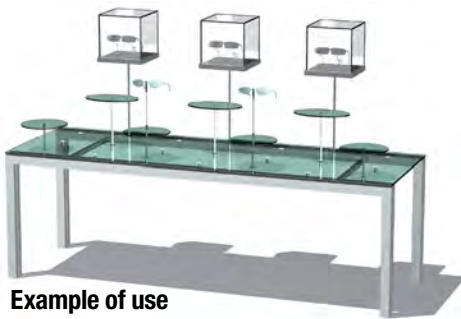


Display box with acrylic cover

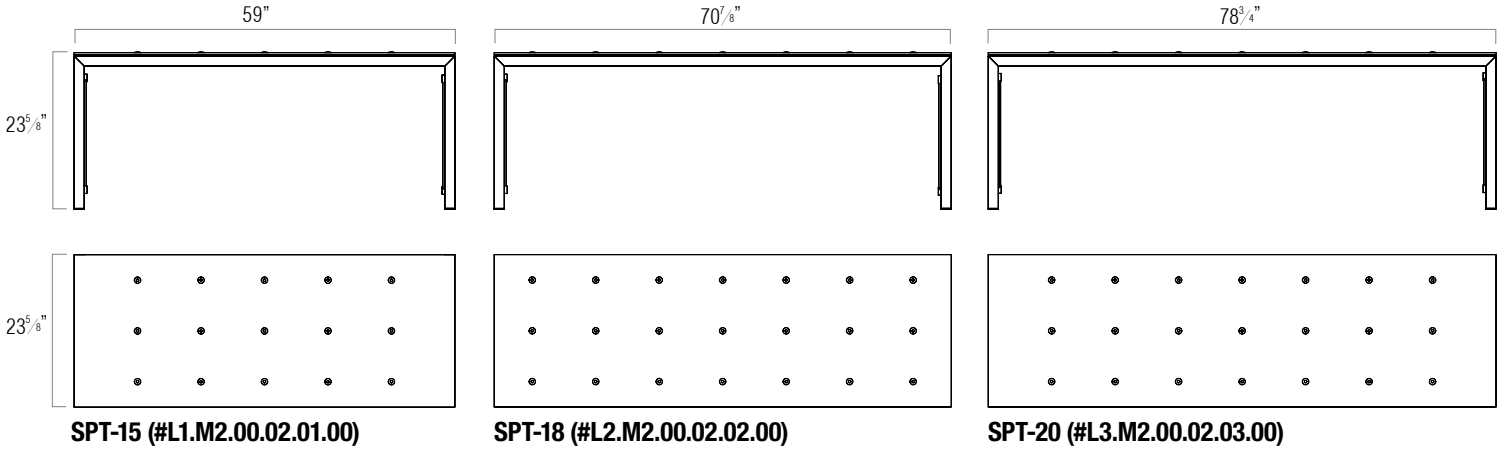


Oval acrylic shelf

=



Example of use

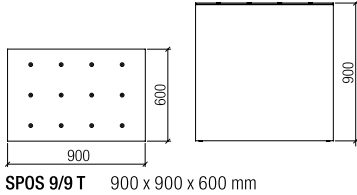
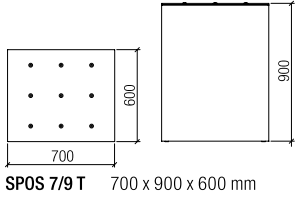
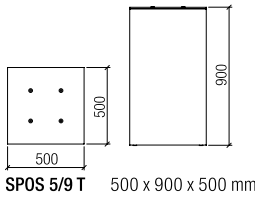
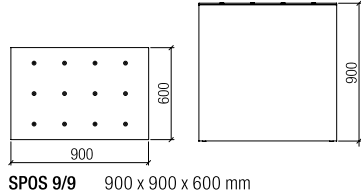
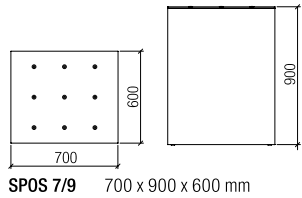
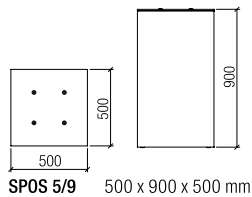
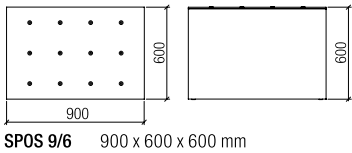
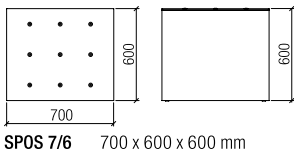
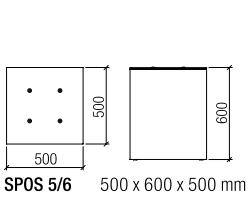


PRESENTATION TABLE SIZES



P.O.S. BLOX

Make a bold statement, and draw the attention of your customers by presenting your eyewear with the new P.O.S. BLOX. These modern, block style floor standing displays are customized with a variety of accessories, and optional lighting. They can be placed in your shop window or any other area within your store.



Platform Displays

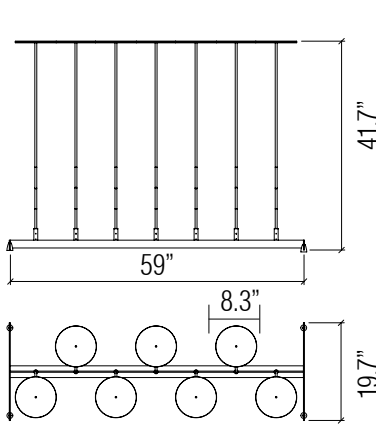
What about capturing your customers' interest as they pass by your shop, and even after business hours? With our Platform Displays your store front will be the ultimate eye-catcher. There are two design styles to choose from. Each platform height is adjustable, and its stability is guaranteed.



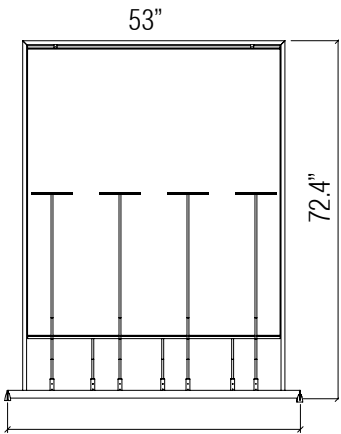
WEBSITE LINK

A S15
Ideal for large, low windows, this display includes 7 round platforms perfect for showcasing your special designer frames.

B S15 P
Ideal for large windows, this display includes 7 round platforms and a frame for your printed graphics. Your special designer frames are featured beautifully.



S15



S15 P

NEW

Hanging Clear Cubes

Add an element of surprise, and float your optical products using our Hanging Clear Cubes. These display boxes are made of perfectly see-through, clear acrylic that seems to disappear on the wall, creating the floating effect. Designed for easy access, our cubes make it a snap to switch out your items on display.



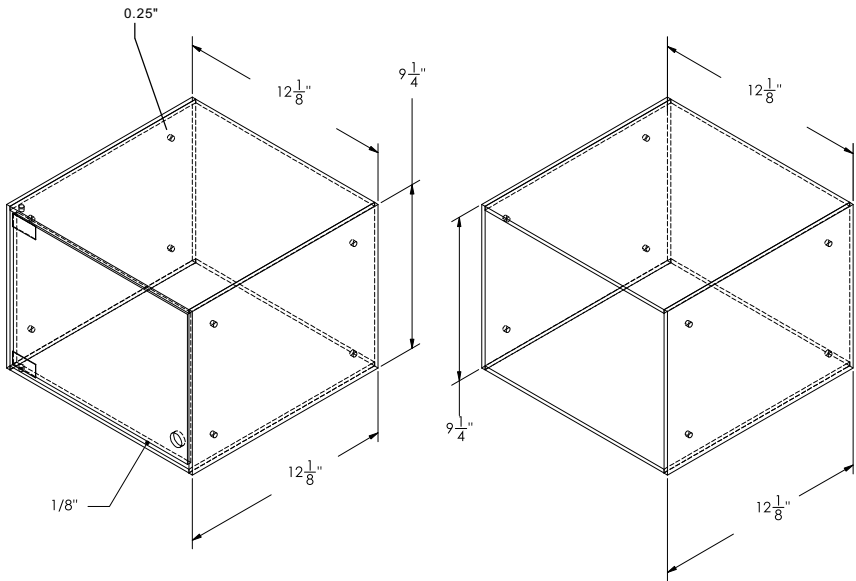
A



WEBSITE LINK



- A Hanging Clear Cubes**
(# WND.CUBE)
- Clear acrylic
 - Display objects on top or inside
 - Perfect for modular window decoration
 - Only available in Clear (Transparent)





FLOOR TOP DISPLAYS

Our successful shop-in-shop frames in various dimensions, stand out in the field of interior design. They are perfectly suitable as a partition or as a window display because of their panel, which rotates 360°, thereby increasing the number of frames that can be displayed.



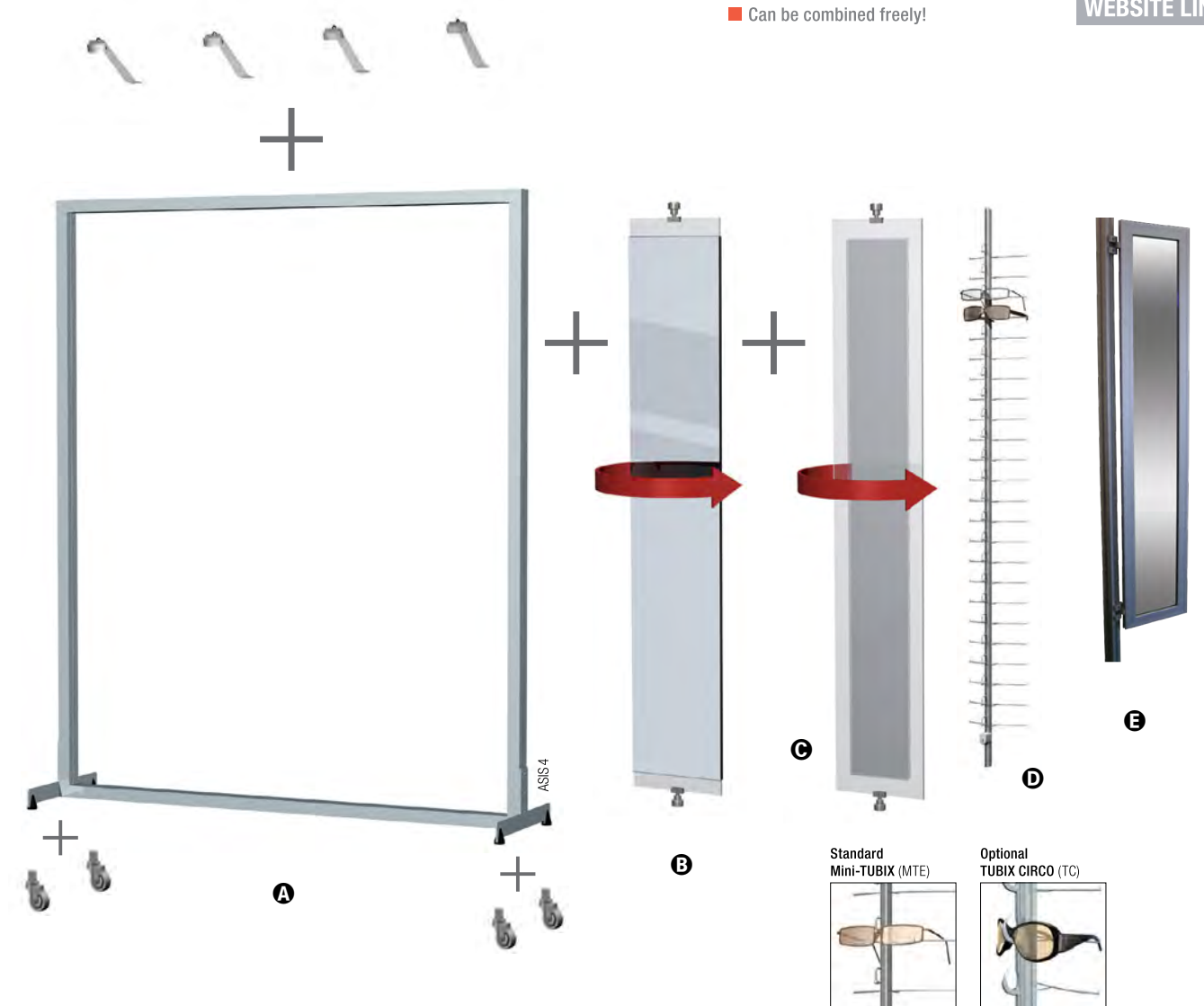
WEBSITE LINK

ASIS Shop-in-shop system

Basic frame made of anodized aluminum and two lateral legs made of silver-coated steel. ASIS Shop-in-shop frame available in four sizes.



WEBSITE LINK



A SHOP-IN-SHOP FRAME INCLUDING LEGS

Shop-in-shop frame, pedestals included
 ASIS 1 (#M2.10.04.10.00)
 ASIS 2 (#M2.10.05.00.00)
 ASIS 3 (#M2.10.05.10.00)
 ASIS 4 (#M2.10.05.20.00)

B MIRROR

Swiveling mirror attaches to ASIS frame.

C ACRYLIC PANEL

Glass Look acrylic panel for Mini-TUBIX. Other panel finishes available upon request.
 (#11.05.00.12)

D MINI-TUBIX-ASIS MOUNTING BRACKETS

Three required for each rod (#M2.27.18.10.01)

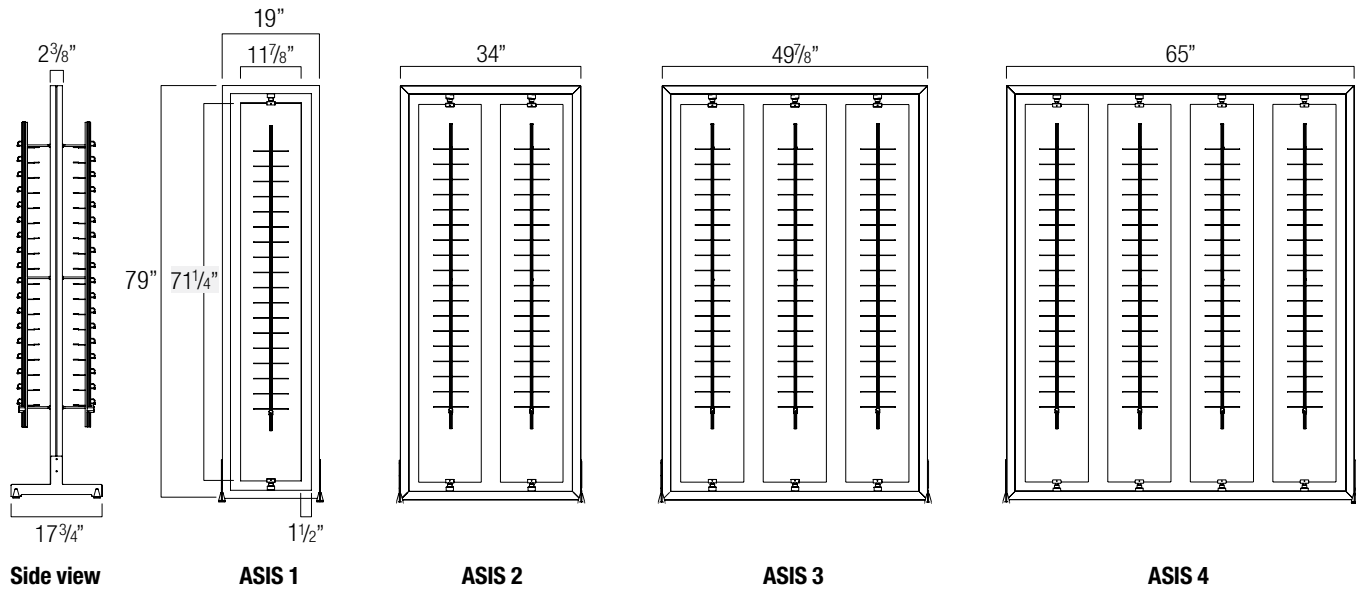
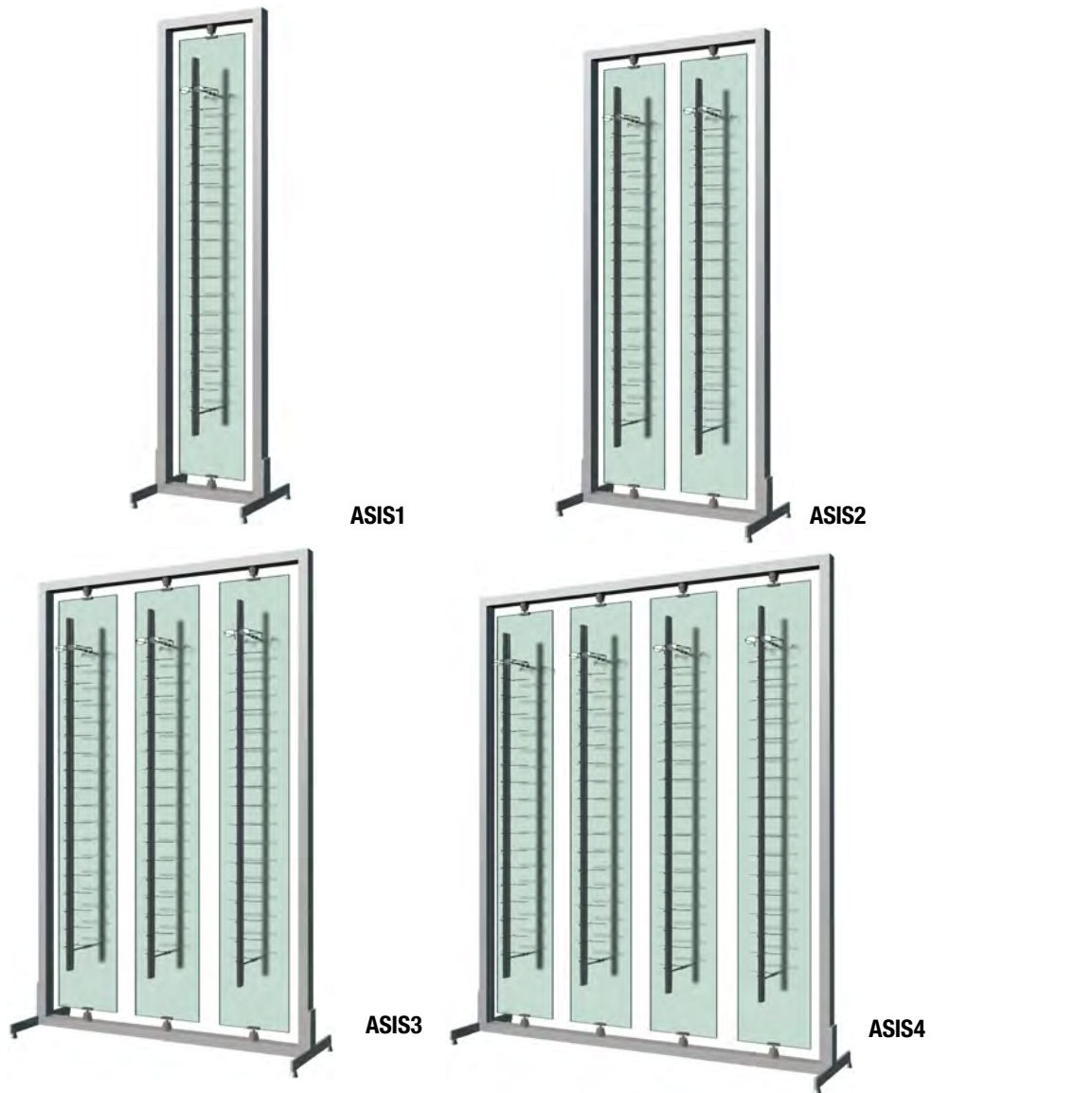
E REVOLVING HARDWARE

Two required to attach each panel to frame
 (#M2 10050043)

F ASIS MIRROR


Swiveling mirror attaches to ASIS frame.
 Includes two hinges.

10¹/₂" (W) x 57⁵/₈" (H) x ⁷/₈" (Thickness)



Poster on request

Available in 2 sizes



ASIS Promo

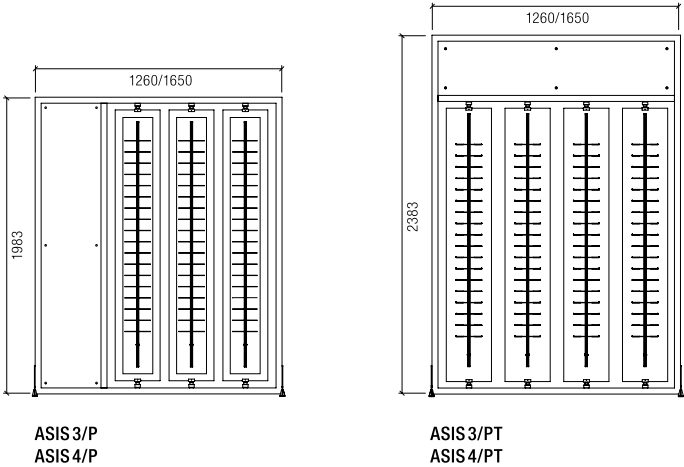
ASIS-4-P

Promotional ASIS with 3 panels and 6 rods.
Customized sign. Holds 108 frames.
65" (W) x 78" (H)

ASIS-3-P

Promotional ASIS with 2 panels and 4 rods.
Customized sign. Holds 72 frames.
49.6" (W) x 78" (H)

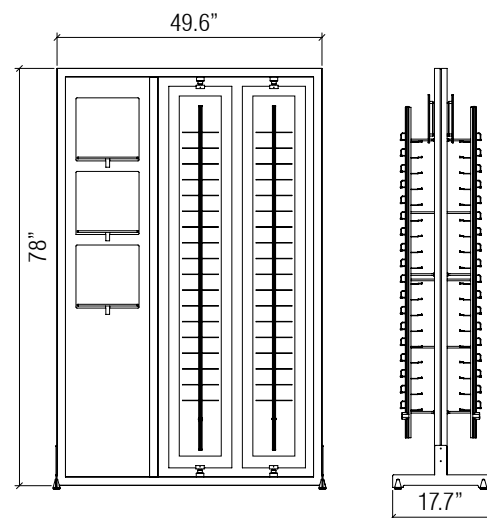
72	ASIS 3/P	1260 x 1983 x 450 mm
108	ASIS 4/P	1650 x 1983 x 450 mm
72	ASIS 3/PT	1260 x 2383 x 450 mm
108	ASIS 4/PT	1650 x 2383 x 450 mm



**ASIS-3-A****ASIS-3-A**

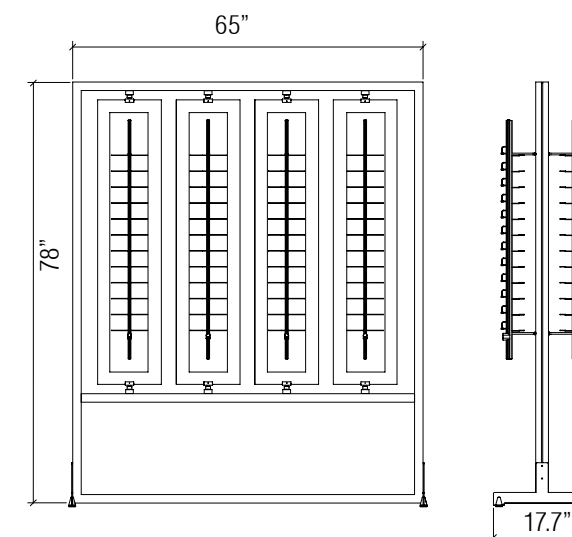
Frame includes one White EPVC panel with 3 acrylic shelves, and 2 rotatable acrylic panels. Panels available in four finishes: Glass Look (frosted on one side), Clear, Frosted Ice, and Polar White. Frame is fitted with 4 single rods, open or lockable.

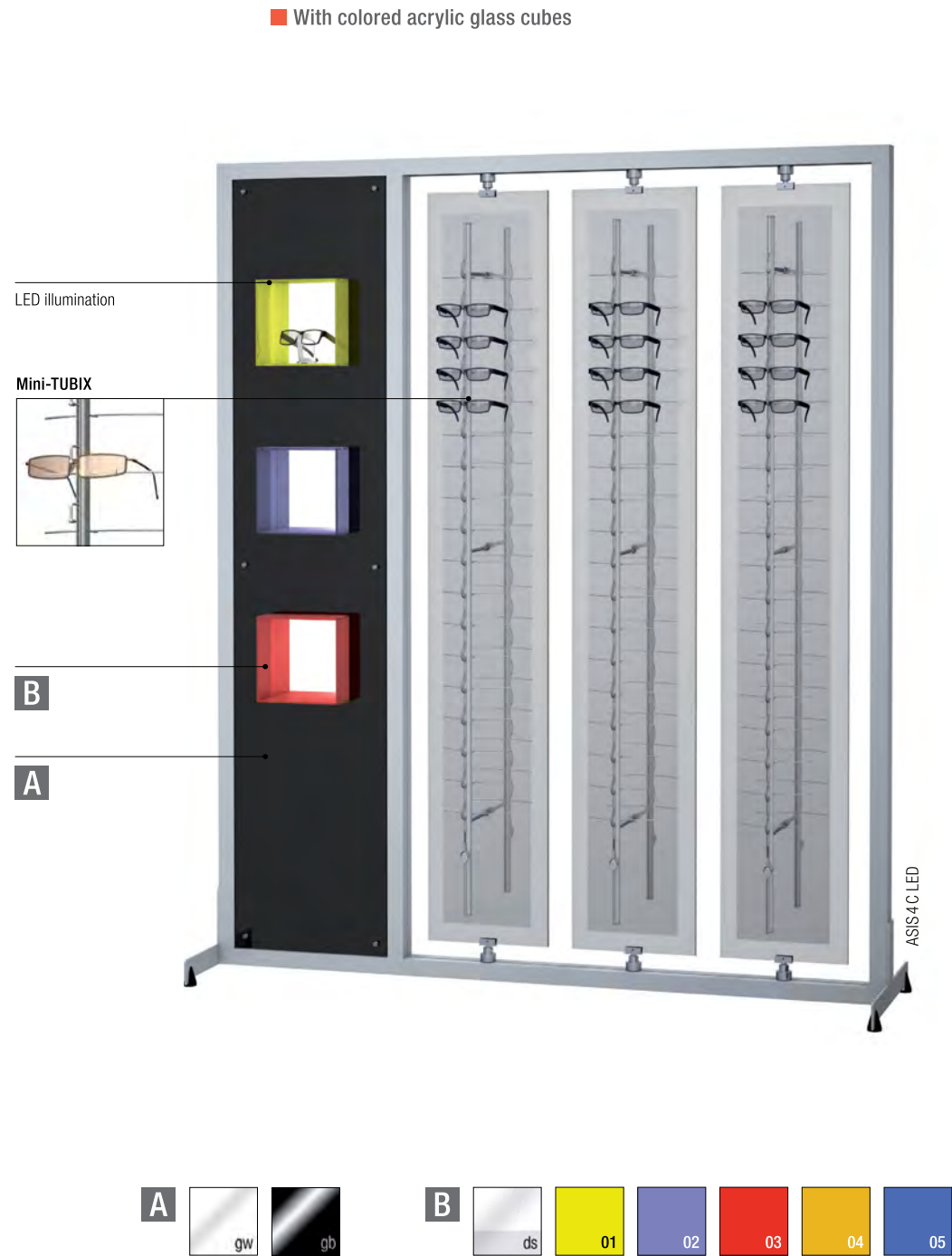
ASIS-3-A
49.6"(W) x 78.0"(H)

**ASIS 4B****ASIS 2B****ASIS 3B****ASIS-2B/3B/4B**

Frame available in 3 sizes, with bottom panel in white EPVC, and rotatable panels available in 4 acrylic finishes including clear, frosted white, polar white and glass look. Each rotatable panel can be fitted with 2 MTE 18 or MTE12H rods.

ASIS-2B 34.0" (W) x 78.0" (H)
ASIS-3B 49.6" (W) x 78.0" (H)
ASIS-4B 65.0" (W) x 78.0" (H)



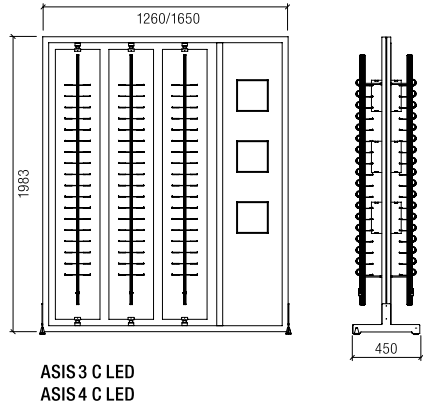


ASIS PREMIUM

Shop-in-Shop system, speed frame, silvercolored anodized, pedestals made of steel, silver-colored coated. 1 acrylic glass panel, glossy white or glossy black, with 3 colored acrylic glass cubes. Rotatable acrylic glass panels, transparent, centred laminated with satined foil, fitted with single rods, open or lockable. Including LED illumination. Available in 2 dimensions.



- 72 ASIS 3 C LED** 1260 x 1983 x 450 mm
- 108 ASIS 4 C LED** 1650 x 1983 x 450 mm

dualsatin
yellow
violet
red
orange
blue



ASIS 3 C LED
ASIS 4 C LED

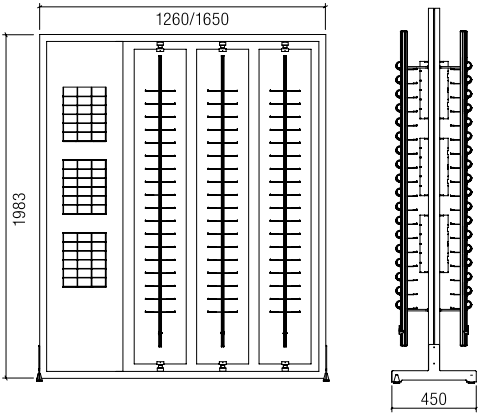
■ With compartments for spectacle cases



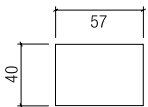
ASIS SPACE

Shop-in-Shop system, speed frame, silvercolored anodized, pedestals made of steel, silver-colored coated. 1 acrylic glass panel, glossy white, with compartments for spectacle cases made of acrylic glass, transparent, available in 2 dimensions. Rotatable acrylic glass panels, transparent, centred laminated with satined foil, fitted with single rods, open or lockable. Available in 2 dimensions.

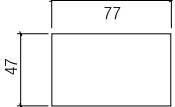
- 108 ASIS 3/RC** 1260 x 1983 x 450 mm
- 72 ASIS 4/RC** 1650 x 1983 x 450 mm
- 108 ASIS 3/NC** 1260 x 1983 x 450 mm
- 72 ASIS 4/NC** 1650 x 1983 x 450 mm



Fr schmale Etuis (Lesebrillen)
For slim spectacle cases (reading glasses)



Fr Etuis (Korrektionsfassung)
For spectacles cases (optical frames)



**ASIS 3/RC
ASIS 4/RC**

**ASIS 3/NC
ASIS 4/NC**

NEW

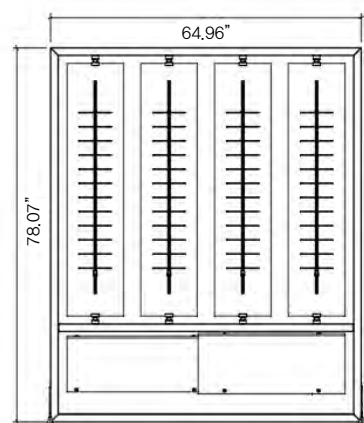
■ Eyeglass display plus storage space



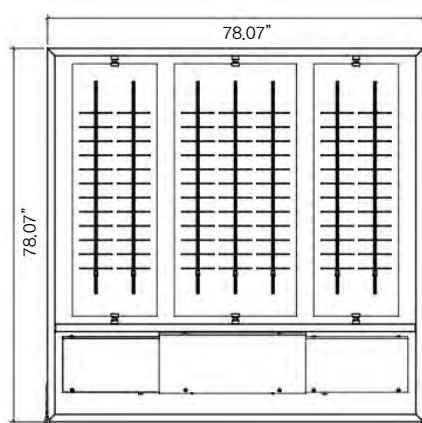
ASIS.19.SC

ASIS.15.SC



For additional cabinet accessories, please see Slide Cabinets on page 106



ASIS.15.SC
64.96" x 77.96" x 25.79"



ASIS.19.SC
78.74" x 77.96" x 25.79"



Mode of operation

■ With drawer cabinets or bottom cover



A

ASIS.7b




ASIS.9c1h

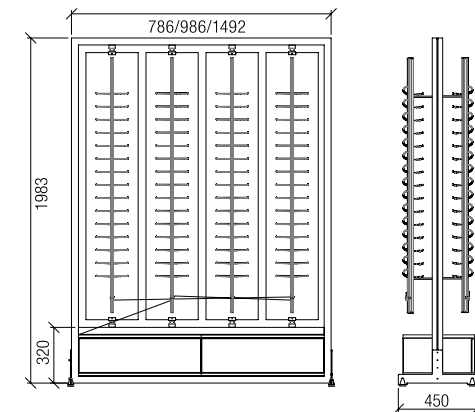
ASIS.9c2

A




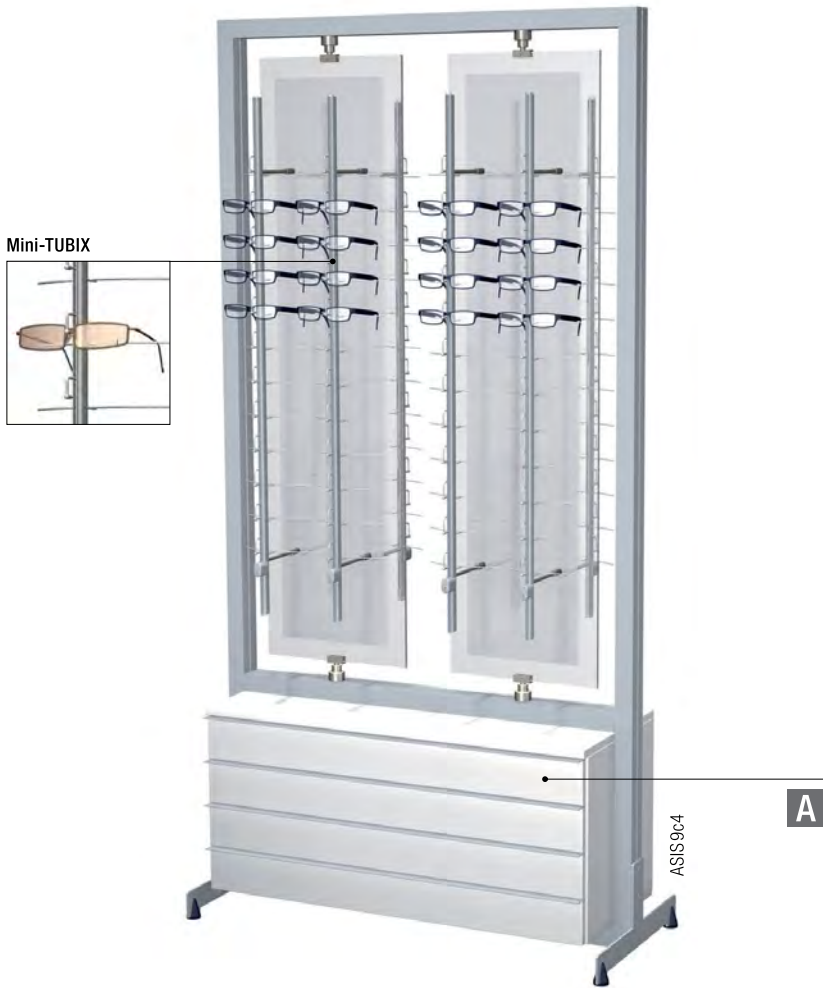
Shop-in-Shop system, speed frame, silvercolored anodized, pedestals made of steel, silver-colored coated. Rotatable acrylic glass panels (transparent, centred laminated with satined foil) fitted with single rods, open or lockable, with bottom cover made of acrylic glass (polarwhite) or MC cabinet with top, corpus, bottom and drawers available in different colors.

	ASIS 7b ASIS 7c2 ASIS 7c1h	786 x 1983 x 450 mm
	ASIS 9b ASIS 9c2 ASIS 9c1h	986 x 1983 x 450 mm
	ASIS 14b ASIS 14c2 ASIS 14c1h	1492 x 1983 x 450 mm




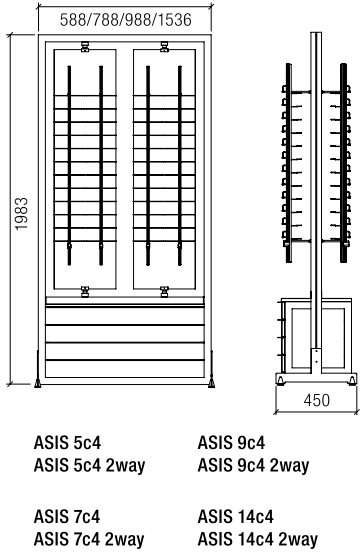
ASIS 7b ASIS 9b ASIS 14b
ASIS 7c2 ASIS 9c2 ASIS 14c2
ASIS 7c1h ASIS 9c1h ASIS 14c1h

■ Spectacle display plus storage space! ■ Drawers on both sides optional!

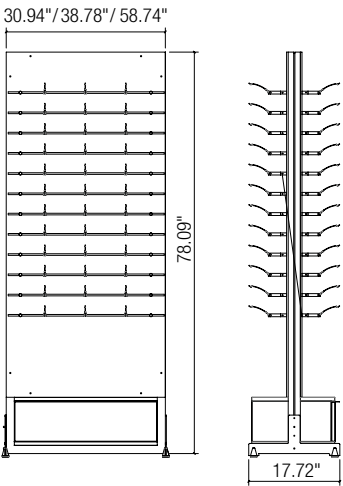


Shop-in-Shop system, speed frame, silvercolored anodized, pedestals made of steel, silver-colored coated. Rotatable acrylic glass panels (transparent, centred laminated with satined foil), fitted with single rods, open or lockable. MC cabinet with top, corpus, bottom and drawers available in different colors. Including drawer inserts. ASIS 2way with drawers to pull out both ways. Available in 4 dimensions.

- ASIS 5c4** 588 x 1983 x 450 mm
ASIS 5c4 2way
- ASIS 7c4** 788 x 1983 x 450 mm
ASIS 7c4 2way
- ASIS 9c4** 988 x 1983 x 450 mm
ASIS 9c4 2way
- ASIS 14c4** 1536 x 1983 x 450 mm
ASIS 14c4 2way



Available in 3 dimensions, planking on both sides, with acrylic (Glossy White). Stands coordinate with PUR 2 system and single eyeglass displays, or LINEAR system and single eyeglass displays. Cabinet with drawers and drawer inserts available in Black, White, and Espresso. Other colors are available upon request.


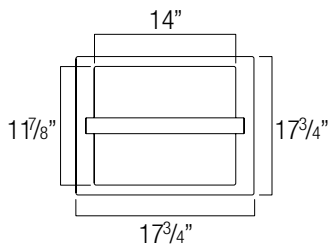
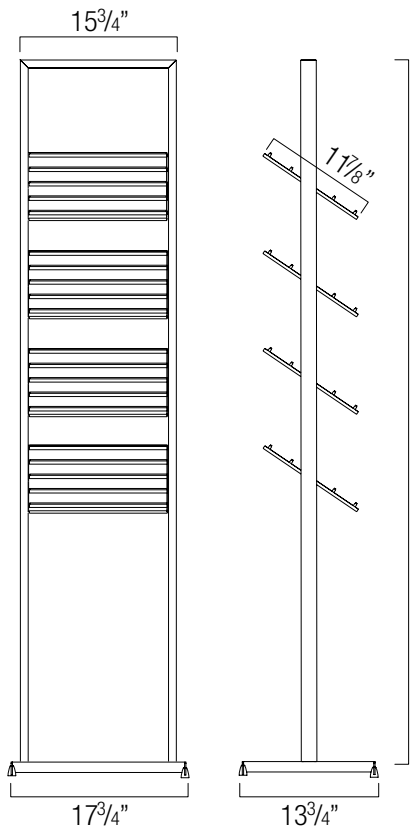




NEW



AR Eyewear Presentation stands



Available in 3 dimensions, planking on both sides, with acrylic (Glossy White), and shelves made of acrylic (Frosted White). LED lighting optional with eyeglass displays. Cabinet with drawers and drawer inserts available in Black, White and Espresso. Other colors are available upon request.

ASIS 7C2 A LED
ASIS 7C2 AB LED
30.94" x 78.09" x 17.72"

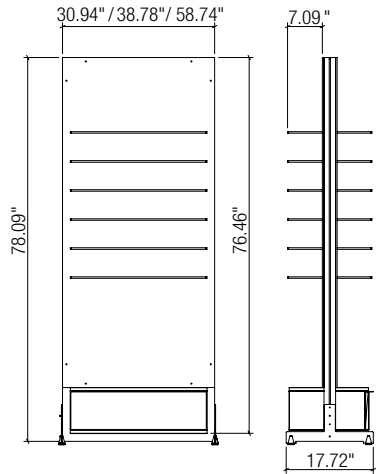
ASIS 7C1H A LED
ASIS 7C1H AB LED

ASIS 9C2 A LED
ASIS 9C2 AB LED
38.78" x 78.09" x 17.72"

ASIS 9C1H A LED
ASIS 9C1H AB LED

ASIS 14C2 A LED
ASIS 14C2 AB LED
58.74" x 78.09" x 17.72"

ASIS 14C1H A LED
ASIS 14C1H AB LED



WEBSITE LINK

AR1

This module is an excellent space-saving solution and offers a flexible design. The featured component of this stand is its sloping shelves on which you can easily display additional eyeglasses. Stand comes with four shelves and necessary hardware.

17³/₄" (L) x 17³/₄" (W) x 74" (H)

AR2

Just like AR1, this modular display has the same space saving and aesthetically pleasing attributes; however, shelves are smooth (without stoppers), and are not sloped in this model. Stand comes with four shelves and necessary hardware. Additional shelves can be purchased and installed at an extra charge.

17³/₄" (L) x 17³/₄" (W) x 74" (H)




WEBSITE LINK

■ Electronically lockable version on request


116

FLOOR TOP DISPLAYS




A
PGM 4

	450	1925	400		tC 18 H
72					



B
PGM 6

	650	1925	400		tC 18 H
108					



C
PGM 8

	850	1925	400		tC 18 H
144					

PGM display stands include castors. Carrier section made of silver-colored anodized aluminum. Pedestal made of silver-colored coated steel. Pedestal cover, cover mask and signboard available in Glossy White or Glossy Black. Middle panel in Polar White with single rods, open or lockable.

A
PGM 4/72
4 x TC 18 H for 72 eyeglasses
Open 25.60.22.00
Lockable 25.60.22.01

B
PGM 6/108
6 x TC 18 H for 108 eyeglasses
Open 25.60.24.00
Lockable 25.60.24.01

C
PGM 8/144
8 x TC 18 H for 144 eyeglasses
Open 25.60.26.00
Lockable 25.60.26.01

Note: All displays available with either Mini Tubix or Tubix Circo rods.



Accessoris: panel for poster, 1 Transparent acrylic panel each, fixture components for PGM display stands included. Poster available upto request.

for PGM 4	25.60.22.10
for PGM 6	25.60.24.10
for PGM 8	25.60.26.10



A
PG 3


	620	1980	320		tC 18 H	tC 24
54/72						

A
PG 3 display stand comprised of acrylic, Frosted White, with pedestal made of MDF, silver- colored lacquered, and single rods, open or lockable.

PG 3/54
3 x TC 18 H for 54 eyeglasses
Open 25.27.20.00
Lockable 25.27.20.01

PG 3/72
3 x TC 24 for 72 eyeglasses
Open 25.27.30.00
Lockable 25.27.30.01

Note: All displays available with either Mini Tubix or Tubix Circo rods.



B
PG 6

	620	1980	445		tC 18 H	tC 24
108/144						

B
PG 6 display stand comprised of acrylic, Frosted White, with pedestal made of MDF, silver- colored lacquered, and single rods, open or lockable.

PG 6/108
6 x TC 18 H for 108 eyeglasses
Open 25.16.20.00
Lockable 25.16.20.01

PG 6/144
6 x TC 24 for 144 eyeglasses
Open 25.16.30.00
Lockable 25.16.30.01

Note: All displays available with either Mini Tubix or Tubix Circo rods.



WEBSITE LINK


117

FLOOR TOP DISPLAYS



01
PRG

32 192 520 1930 450



02
PCL

180 520 1930 450



03
PC

72 520 1930 450

01

PRG display stand, basic frame made of silvercolored anodized speed frame and pedestal made of steel, silver-colored coated. Planking on both sides with acrylic glass (glossy white), with shelves and compartment made of acrylic glass (transparent), for reading glasses and cases.

PRG
with shelves for 32 spectacles and boxes for 192 cases
25.60.50.00

02


PCL display stand, basic frame made of silvercolored anodized speed frame and pedestal made of steel, silver-colored coated. Planking on both sides with acrylic glass (glossy white), with shelves and compartment made of acrylic glass (transparent), for contact lenses and lotions.

PCL
with 180 boxes for contact lenses
25.60.55.00

03

PC display stand, basic frame made of silvercolored anodized speed frame and pedestal made of steel, silver-colored coated. Planking on both sides with acrylic glass (glossy white), with shelves made of acrylic glass (transparent), for cases.

PC
with shelves for 72 cases
25.60.60.00



04
PPUR 60

60 12 450 1915 450 PUR 2

04

PPUR display stand, acrylic glass, glossy white, pedestal made of steel, silver-colored coated, with PUR 2 system (60 single spectacle displays, 12 spectacle case displays, 2 mirrors)

PPUR 60
with PUR 2 System for 60 spectacles
25.60.28.00



05
BPUR

60 16 450 1915 450 PUR 2

05

BPUR display stand, acrylic glass, glossy white, pedestal made of steel, silver-colored coated, with PUR 2 system (60 displays for blister pack type 1, 16 displays for blister pack type 2)


BPUR
with PUR 2 System for blister packs
25.60.29.00



Examples color variations




white/transparent



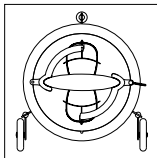
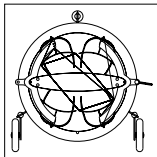
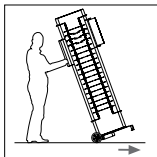
white/white



white/red

**01**
PPR

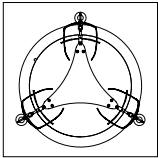
Top view

**PPR 2****PPR 4**

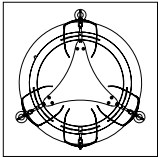
Easy to move, ideal for exterior use



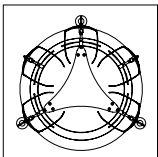
Top view



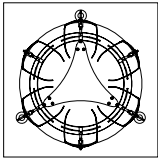
PPM with 3 rods



PPM with 4 rods



PPM with 5 rods



PPM with 6 rods

02
PPM**01**

PPR display stand, rotatable, polypropylene foil, white translucent, anodized aluminium, steel pedestal with acrylic glass cover, with single rods, open or lockable, with lateral mirror

PPR 2/36

2 x TC 18 H for 36 spectacles
Open
Lockable

25.36.20.00**25.36.20.01****PPR 4/72**

4 x TC 18 H for 72 spectacles
Open
Lockable

25.72.20.00**25.72.20.01****02**

PPM display stand, rotatable, polypropylene foil, white, translucent, anodized aluminium, steel pedestal with acrylic glass cover, with single rods, open or lockable

PPM 3/54

3 x TC 18 H for 54 spectacles
Open
Lockable

25.53.18.00**25.53.18.01****PPM 4/72**

4 x TC 18 H for 72 spectacles
Open
Lockable

25.54.18.00**25.54.18.01****PPM 5/90**

5 x TC 18 H for 90 spectacles
Open
Lockable

25.55.18.00**25.55.18.01****PPM 6/108**

6 x TC 18 H for 108 spectacles
Open
Lockable

25.56.18.00**25.56.18.01****01**

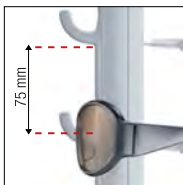
PLED display stand, for sun glasses, acrylic glass panel (dualsatin), integrated LED illumination (white), pedestal made of silver colored coated steel, with single rods, open or lockable.

PLED 4/72

4 x TC 18 H for 72 spectacles
Open
Lockable

25.60.40.00**25.60.40.01****PLED 4/96**

4 x TC 24 for 96 spectacles
Open
Lockable

25.60.45.00**25.60.45.01****01**
PLED

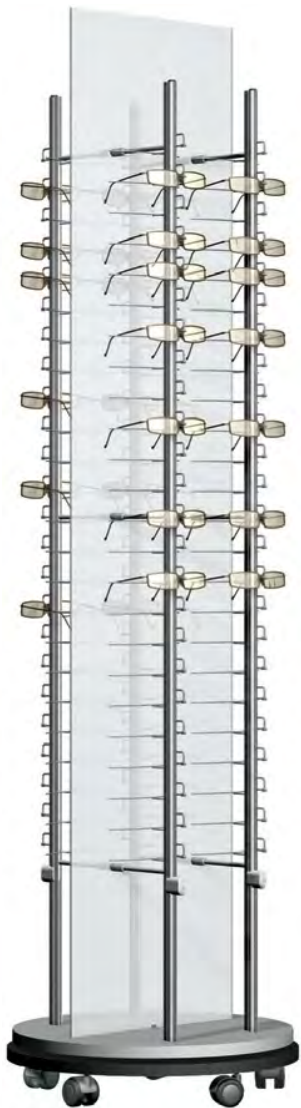
TC H with wider distances for large sun glasses



LED illumination (white)



With concealed castors



A

PG 4



B

PG 2



A PG 4/72, PG 4/96

Rotating display stand with wheels for 72 or 96 frames

White acrylic with satin finish. Available open or lockable.

Rods and number of frames held:

PG 4/72: four MTE 18 H rods (72)

PG 4/96: four MTE 24 rods (96)

78" (H) x 20 7/8" (D)

Note: All displays available with either Mini Tubix or Tubix Circo rods.

B

PG 2 display stand, rotatable, acrylic (Frosted White), pedestal made of MDF, silver-colored and black lacquered, with single rods, open or lockable.

PG 2/36

2 x TC 18 H for 36 eyeglasses	
Open	25.24.20.00
Lockable	25.24.20.01

PG 2/48

2 x TC 24 for 48 eyeglasses	
Open	25.24.30.00
Lockable	25.24.30.01

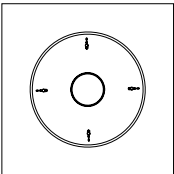
Note: All displays available with either Mini Tubix or Tubix Circo rods.



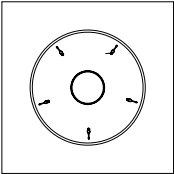
PE 5/90

A

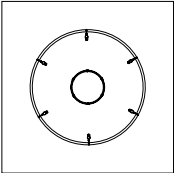
Top view



PS 4 with 4 rods



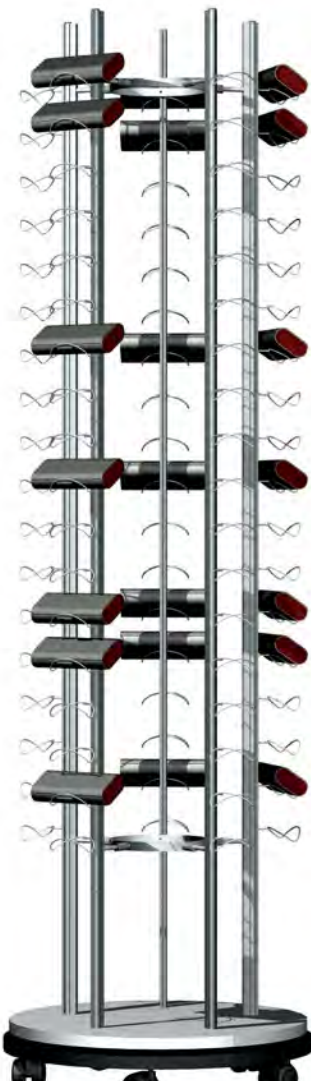
PS 5 with 5 rods




PS 6 with 6 rods



TC H with wider distances for large sun glasses



B



C

A PS display stand, for sun glasses

Rotatable stand made of acrylic (Frosted White), with pedestal made of MDF, silver-colored and black lacquered and single rods, open or lockable. LED lighting optional. Note: All displays available with either Mini Tubix or Tubix Circo rods.

PS 4/72

4 x TC 18 H for 72 eyeglasses	
Without illumination	
Open	25.26.23.00
Lockable	25.26.23.01
With illumination	
Open	25.26.20.00
Lockable	25.26.20.01

PS 4/96

4 x TC 24 for 96 eyeglasses	
Without illumination	
Open	25.26.33.00
Lockable	25.26.33.01
With illumination	
Open	25.26.30.00
Lockable	25.26.30.01

PS 5/90

5 x TC 18 H for 90 eyeglasses	
Without illumination	
Open	27.90.18.00
Lockable	27.90.18.01
With illumination	
Open	27.90.18.02
Lockable	27.90.18.03

PS 5/120

5 x TC 24 for 120 eyeglasses	
Without illumination	
Open	27.12.24.00
Lockable	27.12.24.01
With illumination	
Open	27.12.24.02
Lockable	27.12.24.03

PS 6/108

6 x TC 18 H for 108 eyeglasses	
Without illumination	
Open	27.10.18.00
Lockable	27.10.18.01
With illumination	
Open	27.10.18.02
Lockable	27.10.18.03

PS 6/144

6 x TC 24 for 144 eyeglasses	
Without illumination	
Open	27.14.24.00
Lockable	27.14.24.01
With illumination	
Open	27.14.24.02
Lockable	27.14.24.03

B PE 5/90

Rotating display stand with casters for 90 cases

Display for cases with five single rods. Steel-aluminum construction, with nickel-plated case holders.

68 1/2" (H) x 20 7/8" (D)

C PE S 5/90

Rotating display stand with casters for 90 cases

Display for cases, with five single rods. Steel-aluminum construction, with nickel-plated case holders. White acrylic with satin finish. Available with or without illumination.

78 3/8" (H) x 20 7/8" (D)



WEBSITE LINK

■ Illumination optional

NEW



A
STELA 1

B
STELA 2

NEW

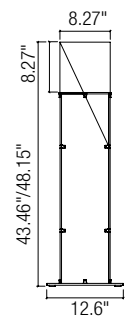


C
CUBO 1

D
CUBO 2



VIDEO LINK



A + B

STELA
Standing display with Transparent acrylic cube at the top and base plate made of acrylic in Polar White. Body of the stand made of Glossy acrylic. Bi-colored or illumination optional.

STELA 1
12.6"x 43.46"x 12.6" M2/50.10.00.00

STELA 2
12.6"x 48.15"x 12.6" M2/50.12.00.00

ILLUMINATION FOR STELA M2/50.00.00.00

C

CUBO 1
This great looking countertop display is made with a high quality 3/8" acrylic base, stainless steel rod, and shelf.

Acrylic Cube
8 3/4" X 8 3/4"

Wooden Base
12" 3/4" X 11 3/4"

Height of rod
20"
26"
34"

CUBO-1-SM
CUBO-1-SM
CUBO-1-SM

D

CUBO 2
This great looking countertop display is made with a high quality 3/8" acrylic base, stainless steel rod, and shelf.

Acrylic Cube
8 3/4" X 8 3/4"

Wooden Base
12" 3/4" X 11 3/4"

Height of rod
20"
26"
34"

CUBO-2-SM
CUBO-2-SM
CUBO-2-SM



COUNTER TOP DISPLAYS

Shop area is limited and therefore must be used in an optimal way. Our decorative counter displays provide additional possibilities to display, even when there is a shortage of space, e.g. on your counter desk. Discover our wide range of table displays: with capacities from 6 up to 36 frames, open or lockable versions, different materials and designs, as well as a display for cases, we surely provide something that will also meet your expectations!



VIDEO LINK

**A****B****C****D****E****F****G****A PPT 3-27**

counter display for 27 spectacles, acrylic glass, dualsatin, and polypropylene foil, white translucent, base plate acrylic glass, glossy white
308 x 800 x 308 mm (#29.25.26.00)

E ML, counter display

back panel acrylic glass, transparent with engraving, with LED-illumination, external power supply unit included, base plate acrylic glass, glossy black
ML 1-6
for 6 spectacles, with 1 single rod, open
300 x 551 x 225 mm (#29.15.06.00)
ML 2-12
for 12 spectacles, with 2 single rods, open
300 x 551 x 375 mm (#29.15.12.00)

C BLC 6-P

counter display for 6 spectacles, fitted with BLC single spectacle displays, acrylic glass, transparent, with poster panel for exchangeable posters (one sided). Poster not included in delivery.
230 x 510 x 275 mm (#29.06.00.00)

D A 10-P

counter display for 10 spectacles with shelves made of acrylic glass, transparent, with poster panel for exchangeable posters (two sided). Poster not included in delivery.
140 x 480 x 200 mm (#29.14.00.01)

C A 6, counter display

for 6 spectacles, with shelves made of acrylic glass (transparent), available in 2 colors
180 x 500 x 220 mm
Black/Transparent (#29.17.00.02)
White/Transparent (#29.17.00.01)

F PIN 6-FRAME

counter display for 6 spectacles and glasses cords, fitted with PIN supports, back panel and frame made of acrylic glass, available in 4 color combinations, base plate made of steel, silver-colored coated
255 x 520 x 225 mm
White/Red (#29.00.16.25)
White/White (#29.00.16.55)
Black/Black (#29.00.16.56)
White/Black (#29.00.16.65)

G PIN2 6

counter display for 6 spectacles and glasses cords, fitted with PIN supports, back panel made of acrylic glass, available in 3 colors, base plate made of steel, silver-colored coated
230 x 505 x 190 mm
Rot Red (#29.00.06.42)
glossy white (#29.00.06.44)
glossy black (#29.00.06.46)

**A****B****C****D****E****F****G****A PPT 3-27**

counter display for 27 spectacles, acrylic glass, dualsatin, and polypropylene foil, white translucent, base plate acrylic glass, glossy white
308 x 800 x 308 mm (#29.25.26.00)

E ML, counter display

back panel acrylic glass, transparent with engraving, with LED-illumination, external power supply unit included, base plate acrylic glass, glossy black
ML 1-6
for 6 spectacles, with 1 single rod, open
300 x 551 x 225 mm (#29.15.06.00)
ML 2-12
for 12 spectacles, with 2 single rods, open
300 x 551 x 375 mm (#29.15.12.00)

C BLC 6-P

counter display for 6 spectacles, fitted with BLC single spectacle displays, acrylic glass, transparent, with poster panel for exchangeable posters (one sided). Poster not included in delivery.
230 x 510 x 275 mm (#29.06.00.00)

D A 10-P

counter display for 10 spectacles with shelves made of acrylic glass, transparent, with poster panel for exchangeable posters (two sided). Poster not included in delivery.
140 x 480 x 200 mm (#29.14.00.01)

C A 6, counter display

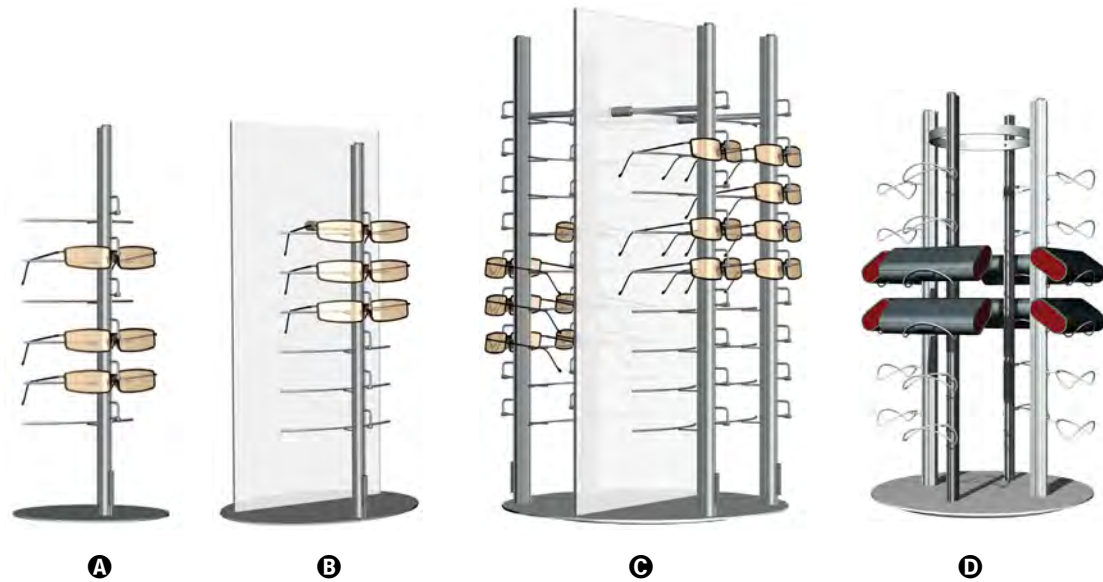
for 6 spectacles, with shelves made of acrylic glass (transparent), available in 2 colors
180 x 500 x 220 mm
Black/Transparent (#29.17.00.02)
White/Transparent (#29.17.00.01)

F PIN 6-FRAME

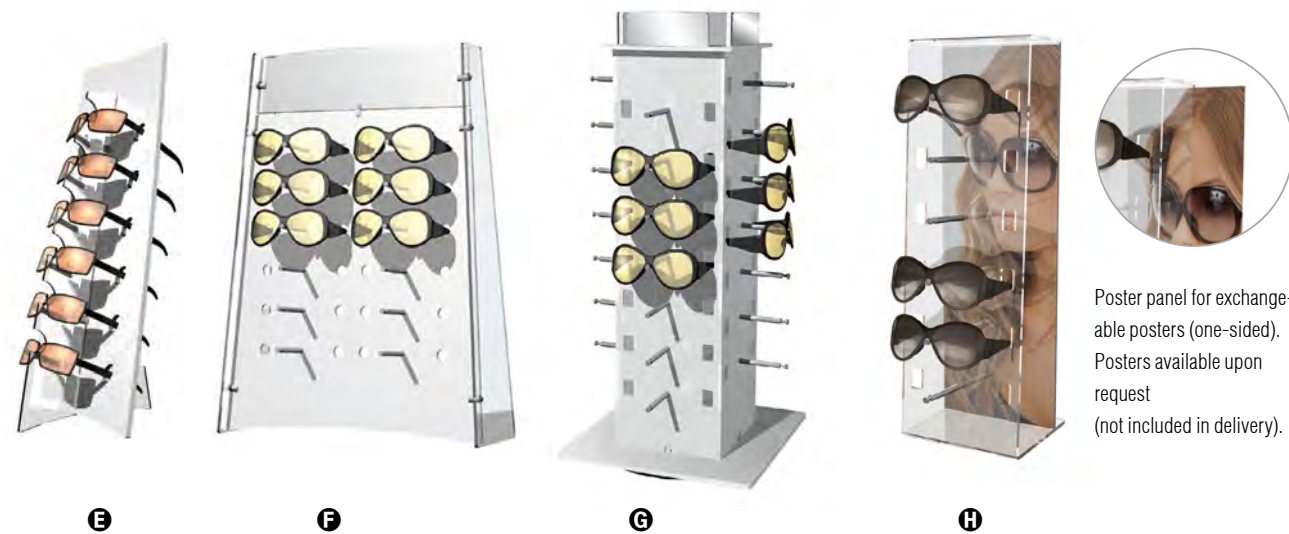
counter display for 6 spectacles and glasses cords, fitted with PIN supports, back panel and frame made of acrylic glass, available in 4 color combinations, base plate made of steel, silver-colored coated
255 x 520 x 225 mm
White/Red (#29.00.16.25)
White/White (#29.00.16.55)
Black/Black (#29.00.16.56)
White/Black (#29.00.16.65)

G PIN2 6

counter display for 6 spectacles and glasses cords, fitted with PIN supports, back panel made of acrylic glass, available in 3 colors, base plate made of steel, silver-colored coated
230 x 505 x 190 mm
Rot Red (#29.00.06.42)
glossy white (#29.00.06.44)
glossy black (#29.00.06.46)



WEBSITE LINK



Poster panel for exchange-able posters (one-sided).
Posters available upon request
(not included in delivery).

A MT-6**Display for 6 frames**

Silver-coated steel base plate. Available with open (#27.06.01.00) or locking (#27.06.01.01)

8 1/2" (Diameter) x 20 5/8" (H)

B MG 1-6**Display for 6 frames**

Silver-coated steel base plate and a Frosted White acrylic panel. Available open (#27.06.05.00) or locking (#27.06.05.01).
11" (Diameter) x 21 5/8" (H)

C MG 4-36**Display for 36 frames**

Silver-coated steel base plate with four rods and a Frosted White acrylic panel. Available open (#27.36.05.00) or locking (#27.36.05.01).
13 1/8" (W) x 21 1/4" (H)

D ME 4**Countertop display for 24 cases**

Steel and aluminum construction with four rods. Nickel-plated case holder (#29.24.18.02)
13 3/4" (Diameter) x 26 3/4" (H)

E PIN 6**Display for 6 frames**

A standing countertop display in Polar White or Clear acrylic. Holds 6 eyeglasses or frames. Ships flat. Assembles in seconds.
9.44" (W) x 21.65" (H)

F PIN 12**Display for 12 frames**

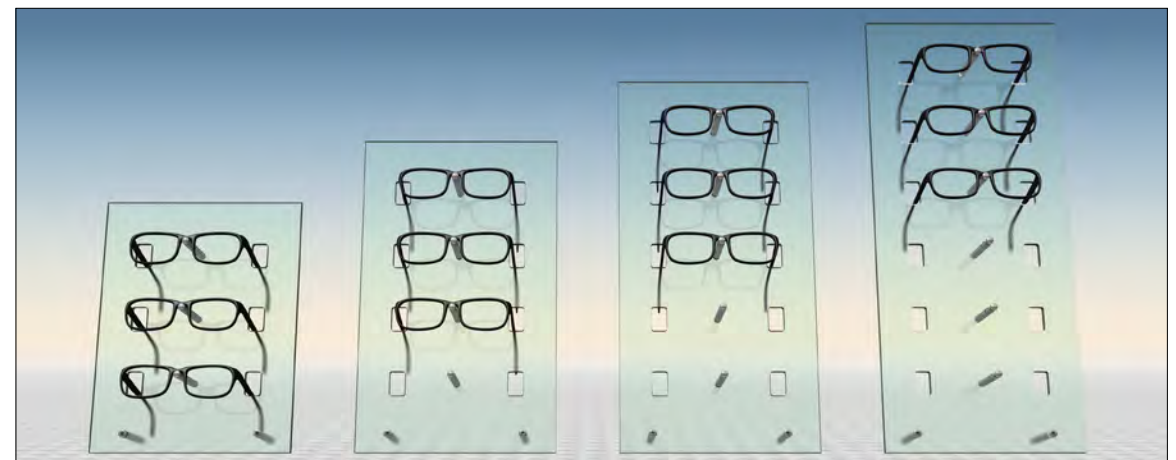
A standing countertop display in Polar White or Clear acrylic, with Clear acrylic sides. Holds 12 eyeglasses or frames. Ships flat. Assembles in minutes.
18 1/8" (W) x 24 1/4" (H)

G PIN 4-28**Display for 28 frames**

Polar White acrylic rotatable counter display for 28 frames, fitted with PIN supports.
(# 29.00.28.00)
9.25" x 9.25" x 28.15 " (H)

H PIN 6-PIC**Countertop display for 6 frames**

Transparent acrylic with poster panel for exchangeable posters. (Poster not included in delivery).
(# 29.10.06.00)
7" x 9.45" x 21.25 " (H)



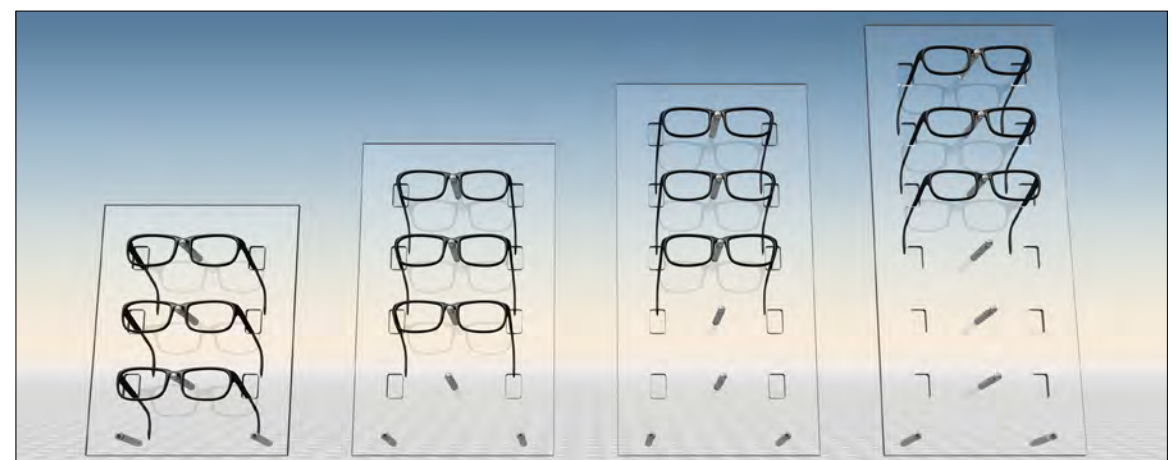
CPP-3-GL-38

CPP-4-GL-38

CPP-5-GL-38

CPP-6-GL-38

A



CPP-3-CL-14

CPP-4-CL-14

CPP-5-CL-14

CPP-6-CL-14

B



WEBSITE LINK

A CPP-3(4,5,6)-GL-38**Countertop pin panel display**

3/8" thick Glass Look acrylic panel (frosted on one side). Holds three to six frames. The temples are inserted in linearly-arranged holes in the acrylic, while the bridges rest on a nickel-plated steel support pin at the front. A minimalist solution for maximum eye-catching effect.

CPP-3-GL-38: 9" (W) x 11 1/4" (H)
CPP-4-GL-38: 9" (W) x 14 1/8" (H)
CPP-5-GL-38: 9" (W) x 17" (H)
CPP-6-GL-38: 9" (W) x 19 7/8" (H)

B CPP-3(4,5,6)-CL-14**Countertop pin panel display**

1/4" thick Clear acrylic panel. Holds three to six frames. The temples are inserted in linearly-arranged holes in the acrylic, while the bridges rest on a nickel-plated steel support pin at the front.

CPP-3-CL-14: 9" (W) x 11 1/4" (H)
CPP-4-CL-14: 9" (W) x 14 1/8" (H)
CPP-5-CL-14: 9" (W) x 17" (H)
CPP-6-CL-14: 9" (W) x 19 7/8" (H)



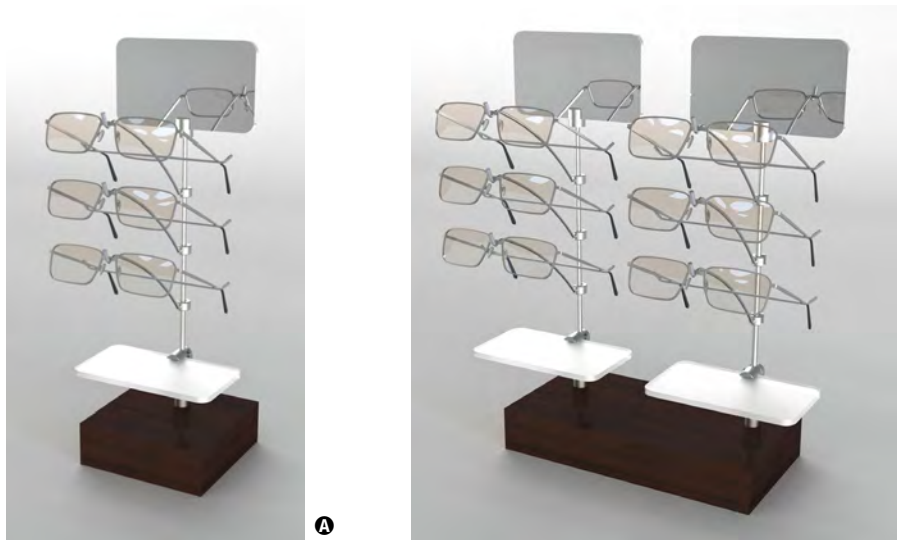
WEBSITE LINK

LINK Countertop Eyewear Displays with Mirror

NEW



WEBSITE LINK



LINK Countertop Eyewear Displays with Mirror

Bringing a whole new “face” to the counter presentation of eyewear, our designers developed a new form for the modular table top displays. We refined the “single,” the “double” and the “triple” towers with a wooden base, brushed metallic rod and chrome plated eyewear holders, as well as an acrylic mirror and an acrylic shelf per tower. The mirror can be substituted with a logo plate for P.O.P. displays.

A Single Link Counter Display

Bases: 6" x 6" x 2"
Spacing between eyeglasses (vertical) = 2.5"
Overall height (all) = 18.5"
Maximum assembled overall widths: 7"
Mirrors and shelves = 7" wide x 5" tall (#CL-1)

B Double Link Counter Display

Bases: Two of 6" x 6" x 2"
Spacing between eyeglasses (vertical) = 2.5"
Overall height (all) = 18.5"
Maximum assembled overall widths: 16"
Mirrors and shelves = 7" wide x 5" tall (#CL-2)


C Triple Link Counter Display

Bases: Three of 6" x 6" x 2"
Spacing between eyeglasses (vertical) = 2.5"
Overall height (all) = 18.5"
Maximum assembled overall widths: 22"
Mirrors and shelves = 7" wide x 5" tall (#CL-3)

Frame Risers



WEBSITE LINK



Y2

Y3

Y4

A

B

C



D



E

A Y2, Y3, Y4

An attractive addition to any eyewear showroom, discover these Clear, polished, beveled acrylic displays with a Clear, solid acrylic base. The Y-clips allow the eyewear to be displayed with the temples open and can be placed anywhere on the rod.

4" (Base diameter) x 5 1/2", 8 1/2", 11 1/2" (H)

Y2.3: 3x Y2

Y3.3: 3x Y3

Y3.4: 3x Y4

Y234.3: One of each

B YLOG

Accessory logo plate for Y-clip products

5" (L) x 4" (H)

C YMIR

Accessory mirror for Y-clip products

5" (L) x 4" (H)

D DW3.3b, DW4.3b, DW5.3b

Beveled, Clear, acrylic rods of three varying heights, with a contemporary acrylic base. Fill your showroom with these attractive displays for a captivating retail environment. Sold in sets of three.

4" (Base diameter) x 10 3/4", 13 1/2", 16 1/4" (H)

DW3.3b: 3x DW3b

DW4.3b: 3x DW4b

DW5.3b: 3x DW5b

DW345.3b: One of each

E DW3, DW4, DW5

Simple and functional, yet classic. This shimmering display is available with three, four or five nose pieces. Sold in sets of three.


4" (Base diameter) x 9", 12", 15" (H)

DW3.3: 3x DW3

DW4.3: 3x DW4

DW5.3: 3x DW5

DW345.3: One of each

**A D1****Prism laser-cut acrylic display**

Superior quality laser-cut acrylic display. The base color coating reflects throughout this prism-shaped block.

2³/₈" (L) x 1¹/₂" (W) x 2³/₈" (H)

B D2**Cube laser-cut acrylic display**

Laser-cut cube in superior quality acrylic. Two layers of color coating create three-dimensional illusions in this simple yet unique display.

2" (L) x 2" (W) x 2" (H)

C D3**Stemmed cube laser-cut acrylic display**

Laser-cut cube display in high-quality acrylic with a single nose peg attached to a set stem. Eye-catching colors reflect throughout this distinctive block.

1³/₈" (L) x 1³/₈" (W) x 5" (H)

D D4**Stemmed oval laser-cut acrylic display**

Oval-shaped base created from exceptional quality laser-cut acrylic with a single nose peg attached to a set stem. Base color coating reflects beautifully throughout the display.

3¹/₈" (L) x 1⁷/₈" (W) x 4³/₄" (H)

E D7**Rectangular laser-cut acrylic display**

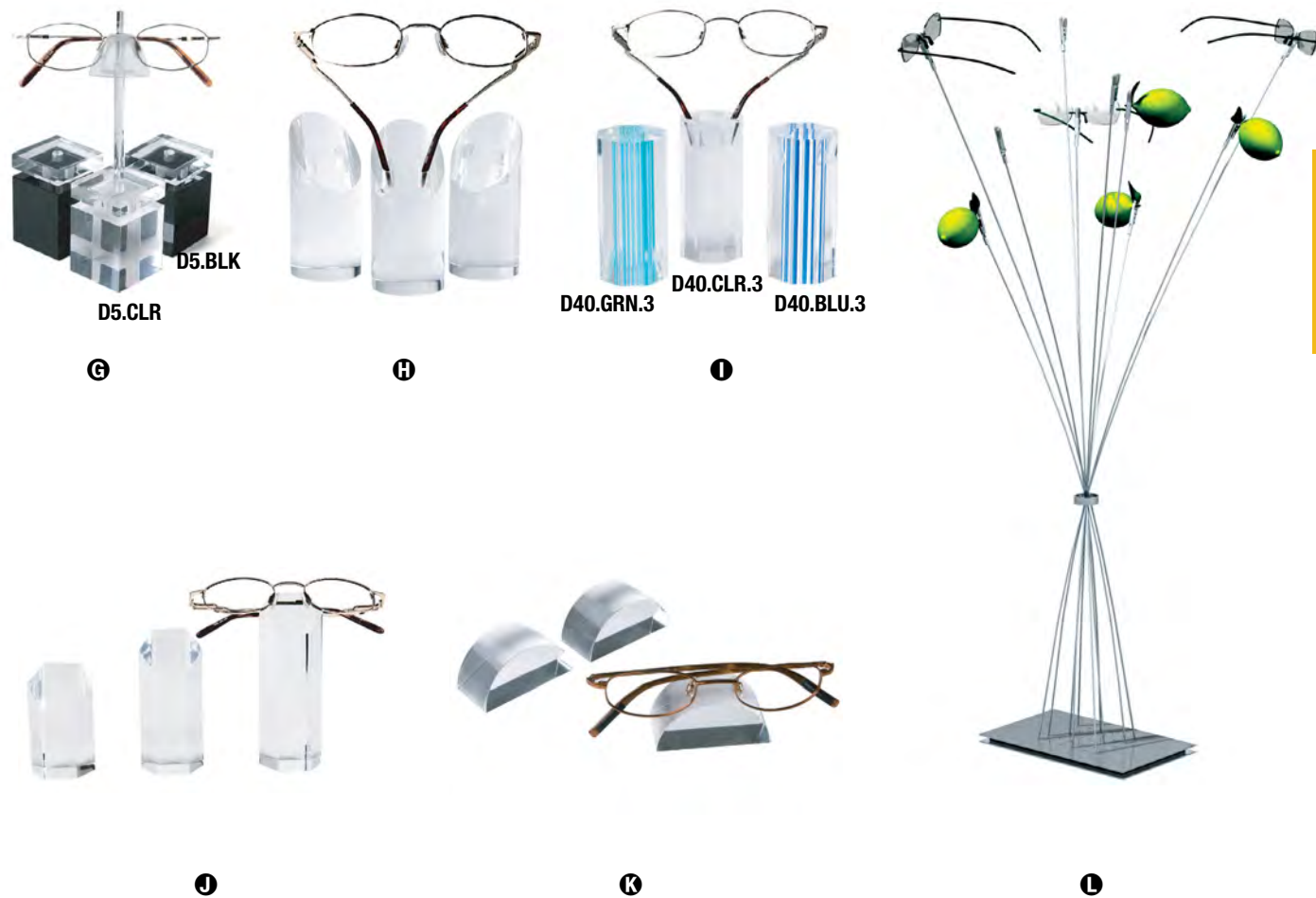
Rectangular-shaped display laser-cut from quality acrylic. Two separate layers of color coating reflect throughout this clear design.

3¹/₈" (L) x 1⁷/₈" (W) x 1¹/₄" (H)

F D49**Corner cube laser-cut acrylic display**

This five-sided geometric shape adds interest to any countertop or cabinet display. A layer of color on the back of this acrylic display creates quite an impressive visual effect.

2" (L) x 2" (W) x 1¹/₈" (H)

**G D5**

Acrylic laser-cut cube display with a raised pedestal, shaped using precise laser technology. Single nose peg is attached to a set stem. Available in Clear or Black base with a Clear pedestal.

1³/₄" (L) x 1³/₄" (W) x 6" (H)

H D6.CLR.3

Polished top-quality Clear acrylic cylinder with two drilled temple insertion holes that allow eyewear frames to be presented at an attractive angle. Sold in a set of three.

1¹/₂" (D) x 3¹/₂" (H)

I D40

Place the temples of any frame in the precision laser-cut holes to create an extraordinary display. Hexagonal shape with colors etched in the solid, clear acrylic. Sold as a set of three in a single color. Available in Clear, Blue, or Green.

1¹/₂" (L) x 1¹/₂" (W) x 3¹/₂" (H)

J D38.CLR.3

This clear acrylic hexagonal display is sold in sets of three. Each stand is a different height in order to create a dynamic eyewear presentation.

1¹/₄" (L) x 1¹/₄" (W) x 2¹/₂" (H1), 3¹/₄" (H2), 4¹/₄" (H3)

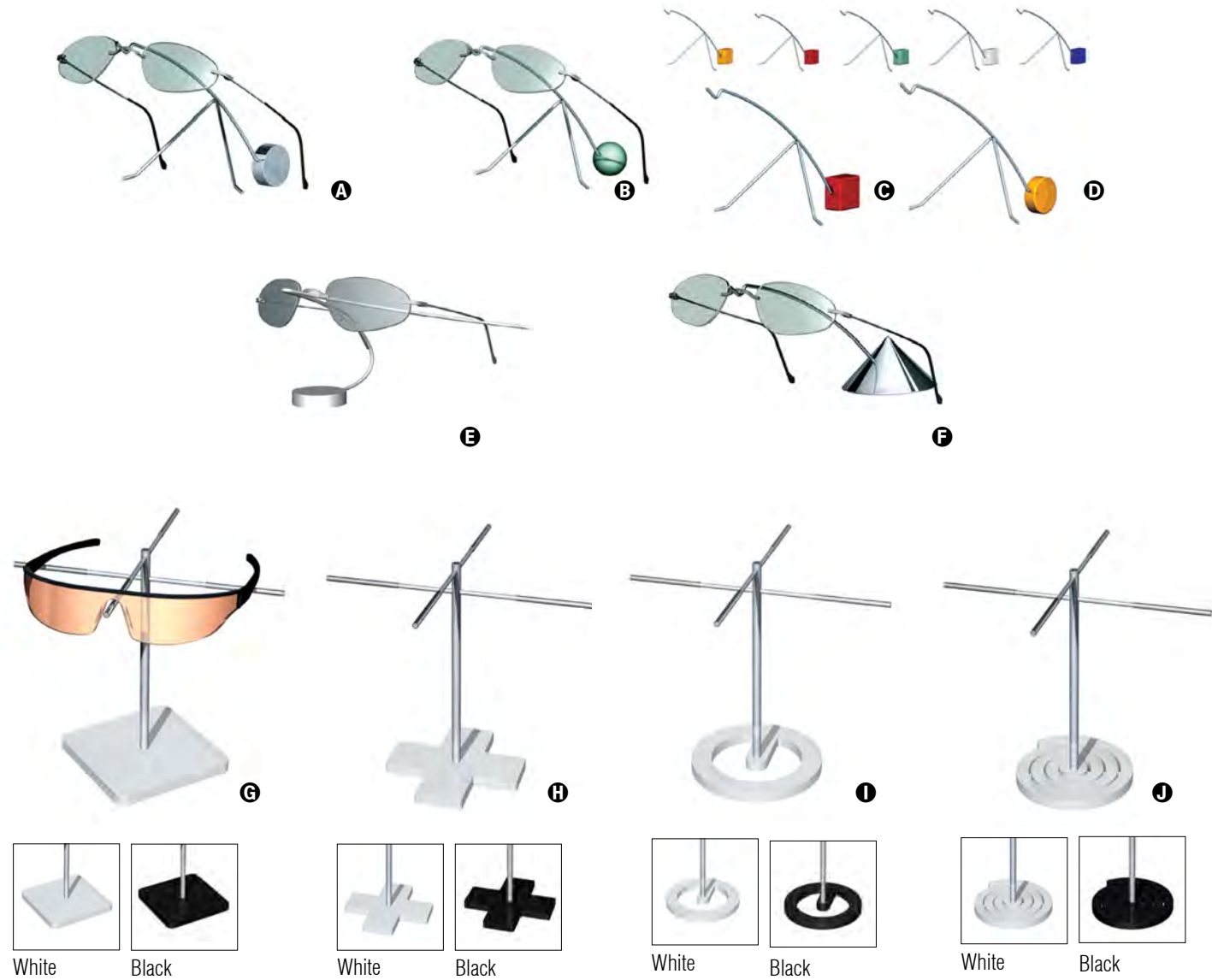
K D48.CLR.3

Mix and match this clear, solid semicircle display with any of our creative designs, or place it alone to capture your customer's attention. Sold as a set of three.

2³/₈" (L) x 1¹/₈" (W) x 1¹/₈" (H)

L 18.20.90.02**Flamingo**

Striking stainless steel display holds up to 12 frames. Includes base and fasteners. Base plate: 9.8" (W) x 5.9" (H) Height: 27¹/₂" - 47¹/₄"

**A 18.03.01.02****Gamma Metal**

Decorative frame holder with metal disc counterweight
4" (W) x 4¹/₂" (H)

B Ball

Decorative frame holder with frosted acrylic counterweight
4" (W) x 4¹/₂" (H)
Yellow (#18.03.41.02)
Red (#18.03.42.02)
Cyan (#18.03.43.02)
White (#18.03.44.02)
Blue (#18.03.46.02)

C Cube

Decorative frame holder with frosted acrylic counterweight
4" (W) x 4¹/₂" (H)

Yellow (#18.04.41.02)

Red (#18.04.42.02)

Cyan (#18.04.43.02)

White (#18.04.44.02)

Blue (#18.04.46.02)

D Disc

Decorative frame holder with frosted acrylic counterweight
4" (W) x 4¹/₂" (H)
Yellow (#18.05.41.02)
Red (#18.05.42.02)
Cyan (#18.05.43.02)
White (#18.05.44.02)
Blue (#18.05.46.02)

E 18.02.01.02**Verve**

Decorative frame holder with a metal base
7¹/₈" (W) x 3" (H)

F 18.11.60.02**Cone**

Decorative frame holder with a metal cone base

2³/₈" (W) x 3¹/₂" (H)

G SQUARE

Frame stand for 1 frame made of acrylic and nickel-plated, steel in 2 colors.
Polar White: 18.12.10.00
Black: 18.12.10.01
7¹/₂" (L) x 7¹/₂" (W) x 6.3" (H)

H AXIS

Frame display for 1 frame, acrylic, nickel-plated steel, in 2 colors

Polar White: 18.12.20.00

Black: 18.12.20.01

7" (L) x 7" (W) x 6.3" (H)

I RING

Frame display for 1 frame, acrylic, nickel-plated steel, in 2 colors
Polar White: 18.12.30.00
Black: 18.12.30.01
7" (L) x 7" (W) x 6.3" (H)

J SNAIL

Frame display for 1 frame, acrylic, nickel-plated steel, in 2 colors

Bright White: 18.12.40.00
Black: 18.12.40.01

7" (L) x 7" (W) x 6.3" (H)



VIDEO LINK



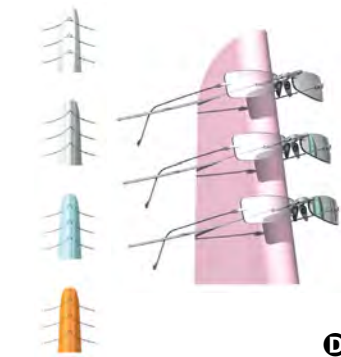
A




B



C



D



E



F



H

A 18.11 Cross

Decorative frame holder made of acrylic, steel and nickel. Available in one or three frame holders in White, Black, or Red.
7" (W) x 4" (H1), 7" (W) x 8³/₄" (H1)

One frame

White (#18.11.00.00)
Black (#18.11.00.01)
Red (#18.11.00.02)

Three frames

White (#18.11.03.00)
Black (#18.11.03.01)
Red (#18.11.03.02)

B 18.12 Disc

Decorative frame holder with a pop of color designed for one frame. Made of acrylic, steel and nickel.
7" (L) x 6¹/₈" (W)

White (#18.12.00.00) Black (#18.12.00.01)
Red (#18.12.00.02) Blue (#18.12.00.03)
Orange (#18.12.00.04) Green (#18.12.00.05)

C 18.13 Duck

Decorative frame holder for one frame. Made of acrylic, steel and nickel. Available in five colors.
4¹/₈" (L) x 5⁷/₈" (W)
White (#18.13.00.00) Black (#18.13.00.01)
Red (#18.13.00.02) Blue (#18.13.00.03)
Orange (#18.13.00.04)

D 27.03.04 Curve

Decorative frame holder for three frames. Made of polypropylene, steel and nickel. Available in five colors.
7" (W) x 9³/₄" (H)

White (#27.03.04.03) Transparent (#27.03.04.01)
Pink (#27.03.04.05) Blue (#27.03.04.07)
Orange (#27.03.04.09)

E 27.03.04 Curve6

Unique eyeglass holder for six frames. Made of polypropylene, steel, and nickel. Available in three colors.
7" (W) x 17³/₄" (H)

White (#27.03.04.63)
Clear (#27.03.04.61)
Orange (#27.03.04.69)

F 18.04.01.02 Plane

Stylish eyeglass stand for 3 frames with a frosted acrylic base.

7" (W) x 9¹/₈" (H)

G 18.21.00.00**DOTTEN**

spectacle display for 3 spectacles, shelves made of acrylic glass, glossy white, base plate made of acrylic glass, glossy black
325 x 520 x 200 mm

H 18.22.00.00**TWO DOT**

spectacle display for 1 spectacle, acrylic glass, available in different colors, with frame protection made of silicon

NEW

NEW



Frame protection

WEBSITE LINK



- A**
BUG, Display stand for 1 pair of eyeglasses, steel and nickel-plated.
2.36 x 1.18 x 2.36 (#18.30.00.00)
- B**
BASIC, Display stand for 1 pair of eyeglasses, acrylic. Available in three colors.
1.38 x 1.97 x 2.36
Transparent (#18.35.00.00)
Glossy White (#18.35.00.01)
Glossy Black (#18.35.00.02)
- C**
TREE, Creative display stand for up to 4 pairs of eyeglasses in white only.
14.17 x 12.2 x 7.09 (#18.17.00.01)
- D**
TRISKA, Display stand for 3 eyeglasses, acrylic. Available in six colors.
6.3 x 9.84 x 4.33
White (#18.16.00.01)
Black (#18.16.00.02)
Red (#18.16.00.03)
Blue (#18.16.00.04)
Orange (#18.16.00.05)
Green (#18.16.00.06)
- E**
ORBIT
Eyeglass holder for 1 frame, made of acrylic in eight colors.
3.15 x 3.27 x 3.15
White (#18.14.00.01)
- Black
Red
Blue
Orange
Green
Frosted White
Transparent
- F**
BRACE
Eyeglass holder for 1 frame, made of acrylic in eight colors.
2.76 x 2.36 x 2.76
White (#18.19.00.01)
Black (#18.19.00.02)
Red (#18.19.00.03)
Blue (#18.19.00.04)
Orange (#18.19.00.05)
Green (#18.19.00.06)
Frosted White (#18.19.00.07)
Transparent (#18.19.00.08)
- G** **ME 4**
Counter display stand for 24 cases, rotatable, with 4 single rods, steel-aluminum structure, and nickel-plated wire case holders.
13.78 x 26.77 x 13.78 (#29.24.18.02)
- H** **PIN 6-S**
Counter display stand for 6 eyeglasses, fitted with PIN supports. Made of acrylic in Glossy Black or Glossy White, with mirror.
7.09 x 20.47 x 6.3 (#29.20.06.00)
- I** **MP 2-12**
Counter display stand for 12 eyeglasses, steel-aluminum structure, with 2 single rods, open or lockable, with poster panel for exchangeable posters (double-sided).
11.02 x 25.2 x 12.2
Open (#29.10.12.00)
Lockable (#29.10.12.00)



MIRRORS

Enjoy adding the finishing touches to your shop by choosing from our array of decorative mirrors. You'll be amazed by the variety we offer specifically designed to coordinate with any décor.

Our mirror product line allows your customers to admire themselves as they try your stylish frames. Some of our mirrors are also available with magnification.





A



B



C



D



VIDEO LINK



E



VIDEO LINK



F



VIDEO LINK



G

A ELI 4

Dispensing mirror

Flexible stand with black coated base and round mirror. (#21.10.04.00)

8³/₈" (W) x 15³/₄" (H)

B PURE 1

Dispensing mirror

Easel style stand made of nickel-plated steel and rectangular propped plate glass mirror. (#21.25.00.01)

4¹/₈" (L) x 8³/₈" (W) x 6¹/₈" (H)

C PURE 2

Dispensing mirror

Easel style stand made of nickel-plated steel and rectangular propped plate glass mirror. (#21.25.00.00)

4¹/₈" (L) x 8³/₈" (W) x 10⁵/₈" (H)

D SLOPE

Dispensing and hand mirror

Silver-lacquered high-grade steel sloped stand with MDF base and raised square plate glass mirror. (#21.23.00.00)

5¹/₂" (W) x 11³/₈" (H)

E ONTO

Plug-in mirror

Adjustable angle plug-in mirror for table mounting using included P.O.S. bolt. Made of brushed stainless steel, with optional acrylic frame. Available in Black and White. (#21.55.00.00)

6.3" x 16.14" x 1.2"

F PLANUS

Dispensing mirror

Adjustable incline with stainless steel frame and propped plate glass mirror (#21.11.10.01)

17³/₄" (L) x 9³/₈" (W) x 8" (H)

G LOOK IN,
Table mirror

acrylic glass, available in different colors
195 x 412 x 192 mm

glossy white (#21.31.00.00)

glossy black (#21.31.00.01)

NEW



I



H



VIDEO LINK



J



NEW

K



J



VIDEO LINK



K



VIDEO LINK



L



VIDEO LINK



M



VIDEO LINK

G LUNA

Hand Mirror

Made of acrylic and available in two colors.
Diameter 220 mm
Polarwhite 21.40.00.00
Glossy Black 21.40.00.01

H LENS

Dispensing and Hand Mirror

Made of steel and lacquered. Optional 2X magnification mirror available.
7.48" x 5.91" x 7.48"

I CLEAR

table and hand mirror,

both-sided, one side with magnifying (double), aluminium and steel powder coated, handle in stainless steel, brushed, available in different colors
315 x 185 x 140 mm
white (#21.51.00.00)
silver (#21.51.00.01)

J SHAPE

Swiveling mirror

Tilted polished glass mirror on swiveling polished stainless steel base with matte finish.
(#21.25.10.00)
6¹/₈" (L) x 6¹/₈" (W) x 16¹/₈" (H)

K SALTO

Swiveling Dispensing mirror

Frame and base in polished high-grade stainless steel. Adjustable tilt.
(#21.18.00.00)
6³/₄" (W) x 15³/₄" (H)

L STATIV

Circular Dispensing mirror


Raised plate glass mirror with adjustable tilt, attached to a stainless steel frame with a stylish circular base. (#21.11.10.02)

8" (W) x 19³/₈" (H)

M TANGENT

Dispensing and hand mirror

Rectangular mirror with standing base made of nickel-plated steel and acrylic frame. Available in White, Red and Black.
(#21.11.10.xx)
6" (L) x 8" (W) x 12⁷/₈" (H)



A		C		D		E	
PIVOT		FLASH		BOWL		TAKE TWO	
Rotatable table mirror in powder-coated steel. Available in White or Silver. 8.27 x 3.15 x 7.09		Table mirror made of bent acrylic glass in Glossy white and Glossy black 6.3 x 11.02 x 5.12		Table and hand mirror made of acrylic in White. Optional 2X magnification mirror available. 6.3 x 3.35 x 6.3		Table and hand mirror, double-sided. One side with magnifying mirror (x2). Made of acrylic in Glossy White or Polar White. 7.09 x 13 x 7.09	
White	21.60.00.00	Glossy white	21.30.00.00	Without magnification	21.50.00.00	21.21.21.00	
Silver	21.60.00.01	Glossy black	21.30.00.01	With magnification (2X)	21.50.01.00		
B							
ANGLE Table mirror in powder-coated steel. 7.87 x 13 x 6.7		21.35.00.00					

NEW

SLIDE CABINETS

The modular style of SLIDE literally opens up a completely new type of merchandise storage. The cabinets, with their easy moving sliding doors, serve as an exceptional organization system for assorted trays. When trays are taken out, the eyeglasses are already displayed in a customer-friendly, efficient arrangement that remains organized and is easily stored again.



Technical drawings and dimensions

	SC 1400	SC 1800	SC 2100
Capacity of trays			
Number of doors	2	3	3
Dimensions	57.71" x 17.28" x 12.8"	71.89" x 17.28" x 12.8"	86.06" x 17.28" x 12.8"
Product number	50.02.14.01	50.02.18.01	50.02.21.01

	SC 1400 s	SC 1800 s	SC 2100 s
Capacity of trays			
Number of doors	2	3	3
Dimensions	57.71" x 12.56" x 12.8"	71.89" x 12.56" x 12.8"	86.06" x 12.56" x 12.8"
Product number	50.02.14.02	50.02.18.02	50.02.21.02

Optional with lock



Space-saving sliding doors


A

Lower shelf made of acrylic



B

Tray made of acrylic, holds up to eight tint blank samples



C

Tray made of acrylic with felt overlay



D

Tray made of acrylic with felt overlay, holds 6 eyeglasses



VIDEO LINK



SLIDE cabinet is wall mounted with sliding doors. Available in 3 widths and various heights. Cabinet body made of coated wood panels, covered with glossy acrylic in three colors: White, Black, or Red. Individual trays available and sold separately. Lock option also available.

SC1400 in White is usually in stock for immediate shipment.



SC 1400 S



SC 1400



SC 1800



SC 2100



Modular Aluminum Cabinets, Precision Series

NEW



MATCHING DISPENSING
TABLES - PAGE 125



Available
Finishes



Glass Look



Frosted White



Polar White



EPVC White



Clear

Frame
Finish



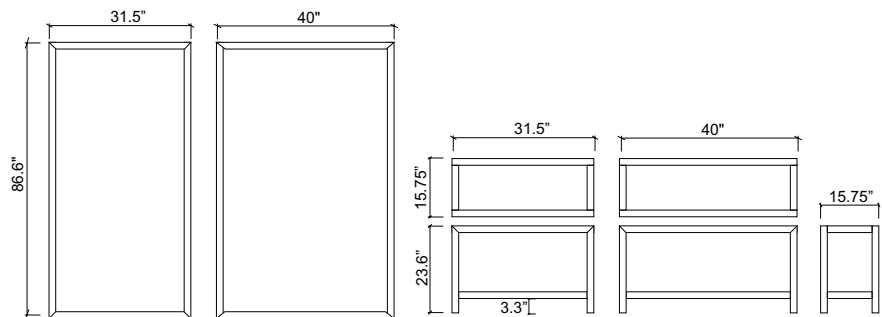
Aluminum

A Panel Cabinet Combination


ALP cabinet with sliding doors and large framed back panel made of anodized high grade aluminum framing with various acrylic finish options/White EPVC panel material. Capable of holding any 27.5" or 35.5" wide eyewear panels. Eyewear panels are sold separately. Two sizes available.

31.5" width version for 27.5" wide eyewear panels (ALP.7.CAB)

40.0" width version for 35.5" wide eyewear panels (ALP.9.CAB)



NEW



B

NEW



C

Available
Finishes



Glass Look



Frosted White



Polar White



EPVC White



Clear

Frame
Finish



Aluminum

B Wall Mount Cabinet Unit

ALW wall mount cabinet with sliding doors made of anodized high grade aluminum framing with various acrylic finish options. Each cabinet to be paired with any 27.5" or 35.5" wide panels with a height of 55" or less. Eyewear panels are sold separately. Two sizes available.

27.5" width version for 27.5" wide eyewear panels (ALW.7.CAB)

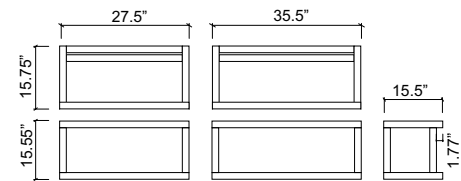
35.5" width version for 35.5" wide eyewear panels (ALW.9.CAB)

C Stand Alone Cabinet Unit

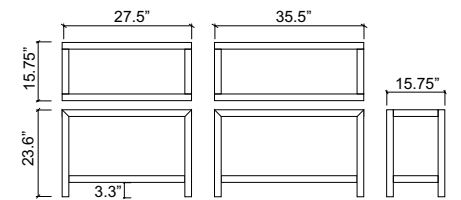
ALS cabinet with sliding doors made of anodized high grade aluminum framing with various acrylic finish options. Each cabinet to be paired with any 27.5" or 35.5" wide panels with a height of 55" or less. Eyewear panels are sold separately. Two sizes available.

27.5" width version for 27.5" wide eyewear panels (ALS.7.CAB)

35.5" width version for 35.5" wide eyewear panels (ALS.9.CAB)



B Wall Mount Cabinet Unit



C Stand Alone Cabinet Unit




WEBSITE LINK

Office and Dispensing Chairs

Telluride Cabinets



A



*With Pin Panel




B

Available
Finishes



Available
Finishes



A AP.7.CAB

AP Cabinet with 3 drawers. This AP Cabinet is constructed from laminated wood and can be combined with Concept-S Pin Panel or AP panel with a width of 27.5"

Dimensions:
24"(H) X 27.5"(W) X 15.9"(L) Leg ~ 4"H

(#AP-7-CAB)

B AP.9.CAB

AP Cabinet with 3 drawers. This AP Cabinet is constructed from laminated wood and can be combined with Concept-S Pin Panel or AP panel with a width of 35.5"

Dimensions:
24"(H) X 35.5"(W) X 15.9"(L) Leg ~ 4"H

(#AP-9-CAB)



WEBSITE LINK



NEW

A



NEW

B



Black



NEW

C



Red



White



NEW

D



Black



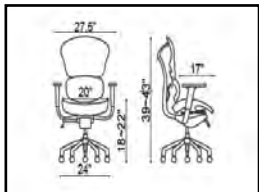
White

A Harlow Office Chair

The perfect chair for any CEO. The Harlow is sturdy, durable and stylish. Mesh seat and back, sturdy chrome rolling base.

Black (#205142)

Minimum purchase/units per box: 1



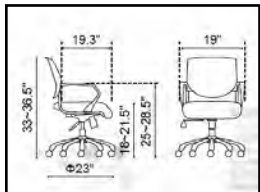
B Synergy

Comfortable, yet functional and modern in design, the Synergy office chair has soft plastic arms, a steel frame, fabric seat and rolling base. The height is adjustable and lockable.

Black (#205308)

Red (#205309)

Minimum purchase/units per box: 1



C Holt

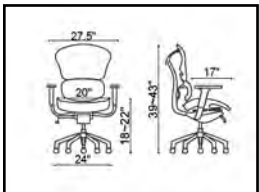
Geometrical in design, the Holt low back office chair has a leading-edge design. It comes in two upholstery options: Red fabric, and black or white Polyurethane

Black Polyurethane (#205151)

White Polyurethane (#205152)

Red (#205153)

Minimum purchase/units per box: 1



D Angle

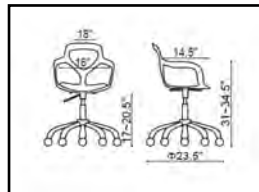
Look at work differently in our Angle office chair. The seat is a single mold polycarbonate in 3 color options: Red, Black, or White. The base is 100% chrome.

Black (#204105)

White (#204106)

Red (#204107)

Minimum purchase/units per box: 1





WEBSITE LINK



WEBSITE LINK



NEW



White

A



NEW



White

B



A



Black



White



B



Black



NEW



Grey




Black

C



D



White



C



White



Espresso



NEW

D



Black



White

A Wringer

Waiting has never been more pleasurable with the Wringer office chair. Made of leatherette and supported with chrome legs.

Black (#205352)
White (#205353)

Minimum purchase/units per box: 1

B Zen

Zen office chair gives one peace of mind while in the office. Notice the simple design that makes a big statement. Made of leatherette and supported with chrome legs

Black (#205344)
White (#205345)

Minimum purchase/units per box: 1

C Aqua

The Aqua office chair has a unique and sophisticated back support system. The patented double split back allows for a form shaping experience that cradles to the curves of the user while sitting at rest or moving about your work space. The arm rests and height are adjustable.

Black Mesh (#205335)
Gray Mesh (#205336)
White Polyurethane (#205337)
Minimum purchase/units per box: 1

D Scout

The Scout office chair is more traditional in shape, yet sleek and comfy, wrapped in a soft, tufted leatherette with adjustable height and rolling base.

Black (#205770)
White (#205771)

Minimum purchase/units per box: 1

A ADMIRE

The Admire office chair is soft and comfortable wrapped in a padded leatherette with adjustable height and rolling base.

Black (#205710)
White (#205711)
Red (#205712)

Minimum purchase/units per box: 1

B Agent

The Agent office chair has a sleek profile wrapped in a soft leatherette with an adjustable height and rolling base.

Black (#205775)
White (#205776)

Minimum purchase/units per box: 1

C Gekko

This handsome leatherette wrapped chair demonstrates an eclectic design with its funky lines and chrome armrests. The Gekko comes in Black, White, and Espresso.

Black (#404141)
White (#404142)
Espresso (#404143)

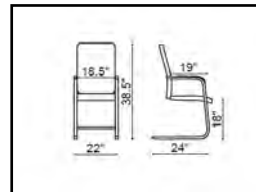
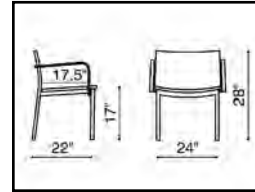
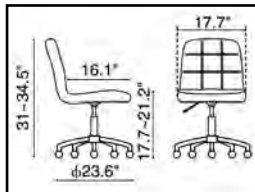
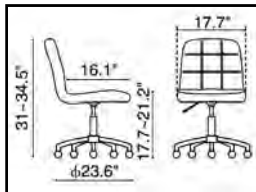
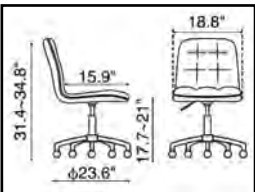
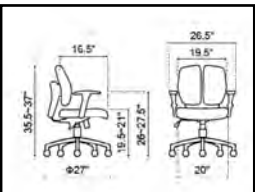
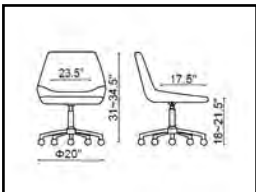
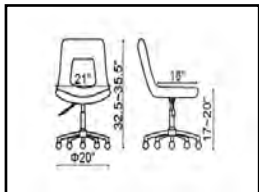
Minimum purchase/units per box: 2

D Enterprise Conference Chair

Be the captain of your office with the Enterprise chair series. With a solid chrome frame wrapped in a supple leatherette, you sit in the perfect command seat. Choose a high or low back chair on wheels, or a sturdy conference chair.

Black (#205168)
White (#205169)
Espresso (#205170)

Minimum purchase/units per box: 1





NEW



Black



NEW



Black



White



White




Espresso



White



Espresso



Black



White



Espresso



Black



Green



White



Red

A Banana

Let the Banana dining chair wrap your body in comfort with the luxurious leatherette while supported by a solid chrome base.

Black (#104135)

White (#104136)

Minimum purchase/units per box: 1

B Alex

With its clean lines and simple design, the Alex chair works well in the office. This chair is light and stackable, and is made of soft leatherette for the seat and back, with a steel chrome tube frame and rubber feet.

Black (#101105)

White (#101106)

Espresso (#101107)

Minimum purchase/units per box: 4

C Boxter

This stylish chair reveals a slim, yet sturdy body with a regenerated leather seat and back support, and a simple, strong chrome steel frame.

Black (#109100)

Espresso (#109101)

Minimum purchase/units per box: 2

D Trafico

As a conference or office chair, Trafico simply works. Made of a leatherette back and sling seat, with a chrome steel tube frame.

Black (#404131)

White (#404132)

Espresso (#404133)

Green (#404134)

Minimum purchase/units per box: 4

A Industry

The Industry tall chair has a clean, solid design with a stainless steel frame and leatherette seat cushion.

Black (#300200)

White (#300201)

Espresso (#300202)

Minimum purchase/units per box: 2

B Nitro

With its padded low back seat and chrome pedestal base with footrest, the Nitro tall chair looks as funky as it is functional. Enjoy the unique style and comfort, with adjustable height and leatherette wrapped seat.

Black (#301360)

White (#301361)

Espresso (#301362)

Silver (#301363)

Minimum purchase/units per box: 1

C Tickle

The Tickle tall chair has a sculpted, ergonomic seat made of ABS plastic. This ultra-modern stool is adjustable from table/desk to bar height with a steel chrome base and footrest.

Black (#30021)

White (#30022)

Red (#30024)

Green (#30025)

Minimum purchase/units per box: 1

D Equino

With its slight lip back and flat seat, the Equino is both comfortable and stylish. It has a washable leatherette seat, chrome plated steel frame, matte silver base, and adjustable height.

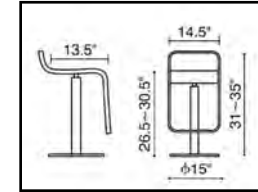
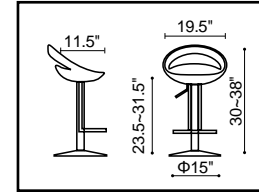
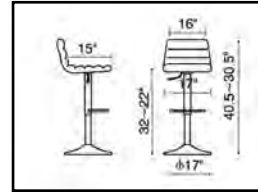
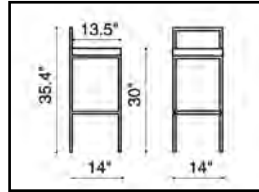
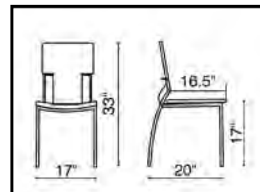
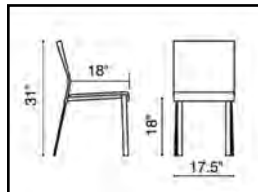
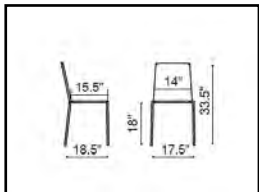
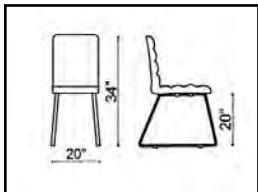
Black (#301111)

Red (#301112)

White (#301113)

Espresso (#301114)

Minimum purchase/units per box: 1





A



B



C

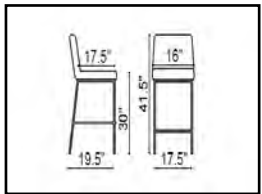


D

A Box
The simple architectural design makes the Box bar chair perfect for any space. Made of a soft, padded leatherette seat, and a brushed stainless steel base.

Black (#300086)
White (#300087)
Espresso (#300088)

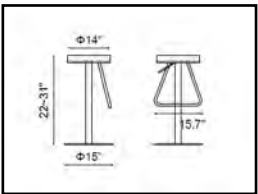
Minimum purchase/units per box: 2



B Soda
The Soda barstool has an adjustable stainless steel frame and a plush seat wrapped in either Black, White or Espresso leatherette. Enjoy the nostalgia from the days at the old-fashioned soda shop with our Soda barstool.

Black (#300250)
White (#300251)
Espresso (#300252)

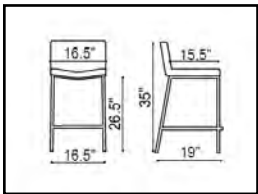
Minimum purchase/units per box: 1



C Curve
Let the seat contour to your body with our Curve bar chair. The soft leatherette will provide comfort, and the stainless steel base will provide support.

Black (#300094)
White (#300095)
Espresso (#300096)

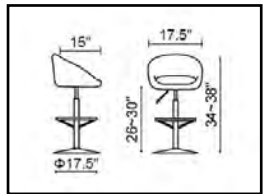
Minimum purchase/units per box: 2



D Concerto
As comfortable as it is glamorous, the Concerto has a leatherette seat, a hydraulic piston adjustable footrest, and a chrome plated steel base.

Black (#300010)
White (#300011)

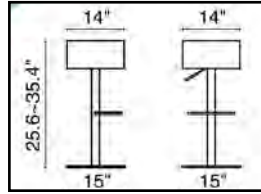
Minimum purchase/units per box: 1



A Butcher
The block shaped cushion and square base, give the Butcher bar stool a manly and modern style. Made of a leatherette seat, and an adjustable stainless steel frame with footrest.

Black (#300280)
White (#300281)
Espresso (#300282)

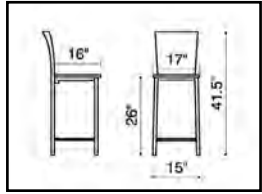
Minimum purchase/units per box: 1



B Boxter
This stylish bar chair exhibits slim lines, yet has a solid feel from a regenerated leather seat and back, and a sturdy chrome steel frame.

Black (#109120)
Espresso (#109121)

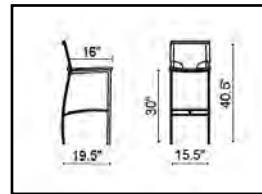
Minimum purchase/units per box: 1



C Lark
This elegant bar chair combines class, style, and modern lines for a very clean look that enhances any décor. Made of a leatherette sling seat and back, with a chrome steel tube frame with a solid footrest.

Black (#300156)
White (#300157)

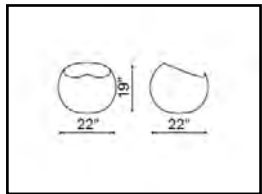
Minimum purchase/units per box: 2



D Drop
Like a sculpted drop of dew, the Drop stool not only has an appealing shape, but also a perfect seating surface. It is formed from ABS plastic, and comes in four glossy colors: Black, White, Red, and Green.

Black (#155001)
White (#155002)
Red (#155004)
Green (#155005)

Minimum purchase/units per box: 1



WEBSITE LINK



WEBSITE LINK



A



B



D

Tables



NEW

NEW



A

B

A

B

C

D

C

D

A Cyclone
The Cyclone bar table is perfect for gathering your customers together. The simple round tabletop is made of tempered painted glass with a round base in chrome steel.

Black (#601170)
White (#601171)
Brown (#601172)

B Mimosa
Refreshing, clean and strong, the Mimosa bar table is chic yet stable. Constructed of tempered round glass on a stainless steel base.

Stainless Steel (#601105)

C Chardonnay Counter Table
The distinctive Chardonnay counter-height table has a clear tempered glass top with a chrome steel tube stand and a black solid steel base plate.

#621111

D Lemon Drop Table
Select this cosmopolitan and sleek piece to add style to your store. The Lemon Drop bar table is made of a clear tempered glass top with four chrome steel legs that cross at the base.

#601101

A Chardonnay
The distinctive Chardonnay table has a clear tempered glass top with a chrome steel tube stand and a black solid steel base plate. Let this table enhance your space with its elegant and creative design.

#12111

B Galaxy
Your classic round table gets a futuristic update with a clear tempered glass top and a chrome steel tube stand and base.

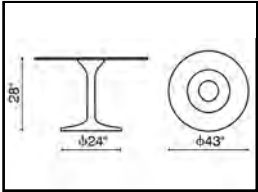
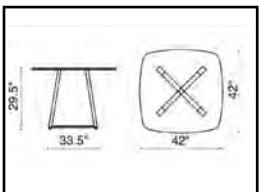
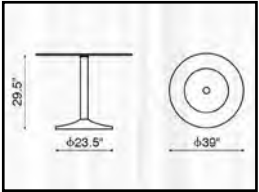
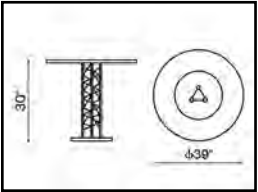
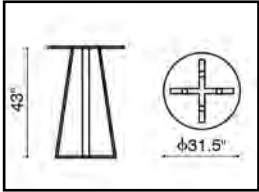
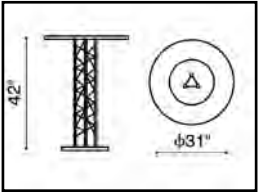
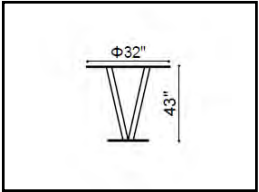
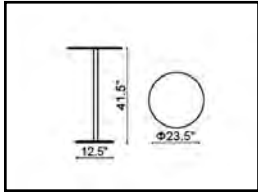
#102151

C Lemon Drop
Select this cosmopolitan and sleek piece to add style to your gathering room. The Lemon Drop table is made of a clear tempered glass top with four chrome steel legs that cross at the base.

#102195

D Universe
The Universe table has elegant style with its tempered glass top, attached by a fused aluminum plate to the sculpted fiberglass base coated in pure White.

#102161





WEBSITE LINK



WEBSITE LINK

NEW



A

NEW



B

A Sojourn

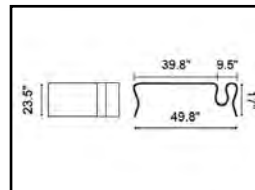
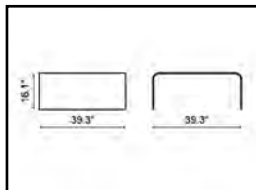
With its graceful curves and its strong build, the Sojourn is the perfect waiting room table for any office environment.

Tempered Glass (#404119)

B Discovery

The Discovery is an exceptional example of cutting-edge design. Made from a single piece of bent, semi-tempered glass with frosted bands, this table adds function and style to your room with its free flowing form.

Tempered Glass (#404102)



NEW



A

NEW



Black



B

NEW



C

A Stylus

Add decorative patterns and sleek design to any office environment with the Stylus table. Constructed of tempered glass painted in black, with a stainless steel frame, the Stylus establishes a focal point in any space.

Black (#107844)

B Liftoff

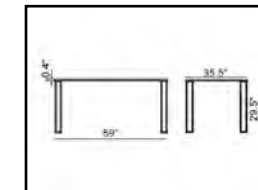
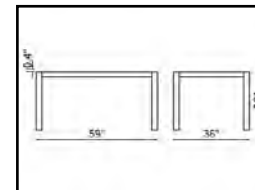
Clean lines, simple shape, and elegant design, set the Liftoff table apart from the rest. This table is fashioned with a painted tempered glass top, and a glossy epoxy coated base. The top and base are color matched: Black with Black, or glass-tinted White with White.

Black (#102120)
White (#102121)

C Plume


Enhance your store design and décor with the Plume table. Its Clear, tempered glass table top models grace and function, but the stainless steel frame, with legs set at angles, adds interest and creativity.

Clear Glass (#107845)



Lumen Series

NEW



A




NEW



B



NEW



C



NEW



D



A Cube Lumen
Illuminate every room with the Lumen series' gentle, warm, multi-colored LED glow. Cube includes battery, charger, and a remote control for color personalization.

Multicolor (#404181)

Minimum purchase/units per box: 1

B Spring Lumen
Illuminate every room with the Lumen series' gentle, warm, multi-colored LED glow in hour-glass design. Includes the battery, charger, and remote control for color personalization.

Multicolor (#404183)

Minimum purchase/units per box: 1

C Vect Lumen
Illuminate every room with the Lumen series' gentle, warm, multicolored LED glow. Includes the battery, charger, and remote control for color personalization.

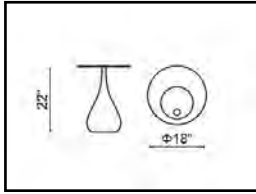
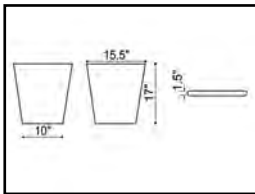
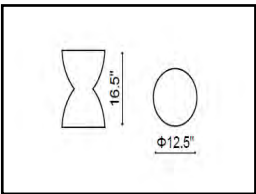
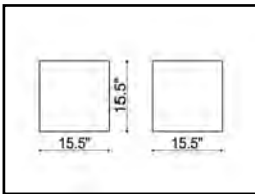
Multicolor (#404184)

Minimum purchase/units per box: 1

D Jupiter Lumen
Let the distinct style speak for itself with the Lumen series' gentle, warm, multi-colored LED glow and contemporary design. Includes the battery, charger, and remote control for color personalization.

Multicolor (#404182)

Minimum purchase/units per box: 1



DISPENSING AND CONSULTATION TABLES

With a variety of styles and finishes, our dispensing and consultation tables offer just the right size and look for optimal interaction with patients.



WEBSITE LINK

Counseling Desks



A

Swing leg shelf can be folded to save space

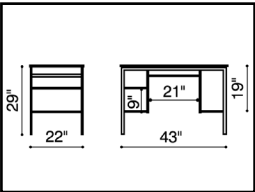


B

A JUMPER

Liven up your workspace with the Jumper desk. It has tempered glass top and shelving painted in brown with a silver epoxy coated steel tube frame.

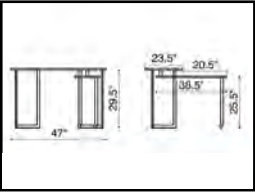
(#277002)



B THROWER

The Thrower desk is the perfect compact workstation with a swing leg shelf. The glass tops are clear and tempered with silver epoxy coated frame.

(#277004)



Modular Dispensing Tables, Precision Series

Table top made of acrylic. Frame made of silver anodized steel with side planks in acrylic. Sliding keyboard shelf, drawers, or additional compartments optional.



A



B



C




D

Sliding keyboard shelf optional



Available Finishes



Frame Finish



A PRECISION TABLE, BASIC MODEL

Acrylic table top and anodized aluminum structure. 41.34"(W) x 21.65"(D) x 30.31"(H) (TPT-55)

B OPTIONAL MATCHING SIDE PANELS

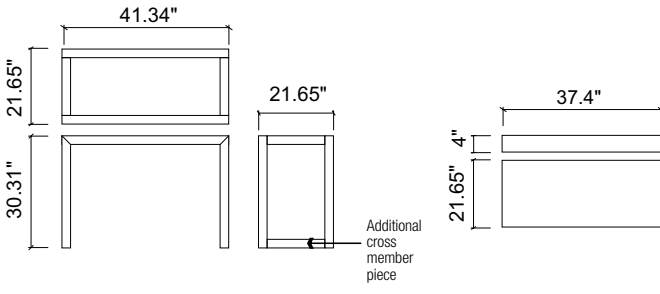
Attaches to the side of the Precision table. Sold in pairs. (TPT-55-PANEL)

C OPTIONAL DRAWER IN SILVER

Attaches to the Precision table. (TPT-55-DRWR)

D OPTIONAL WOODEN KEYBOARD SHELF

Attaches to the Precision table. (TPT-55-KYBR)

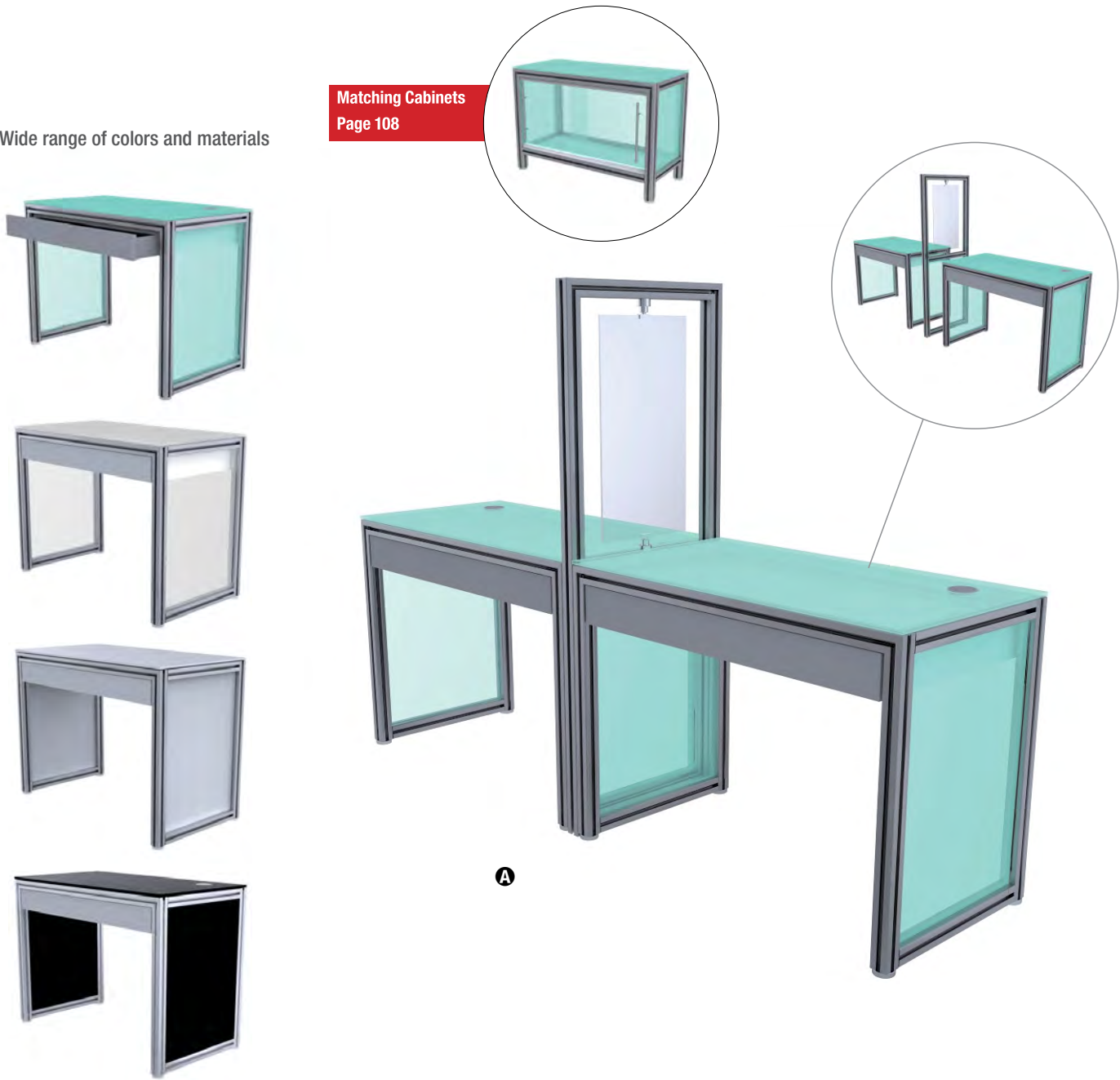


A PRECISION TABLE


DRAWER UNIT

■ Wide range of colors and materials

Matching Cabinets
Page 108



Available
Finishes

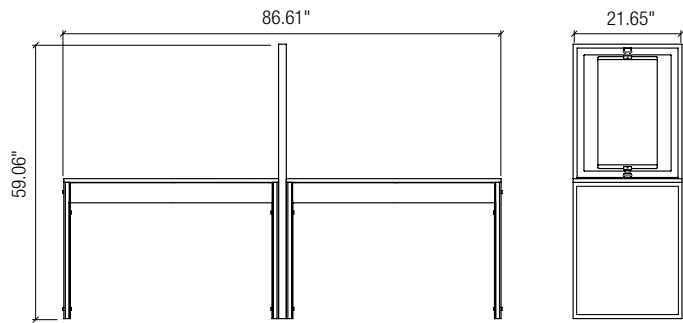


Frame
Finishes

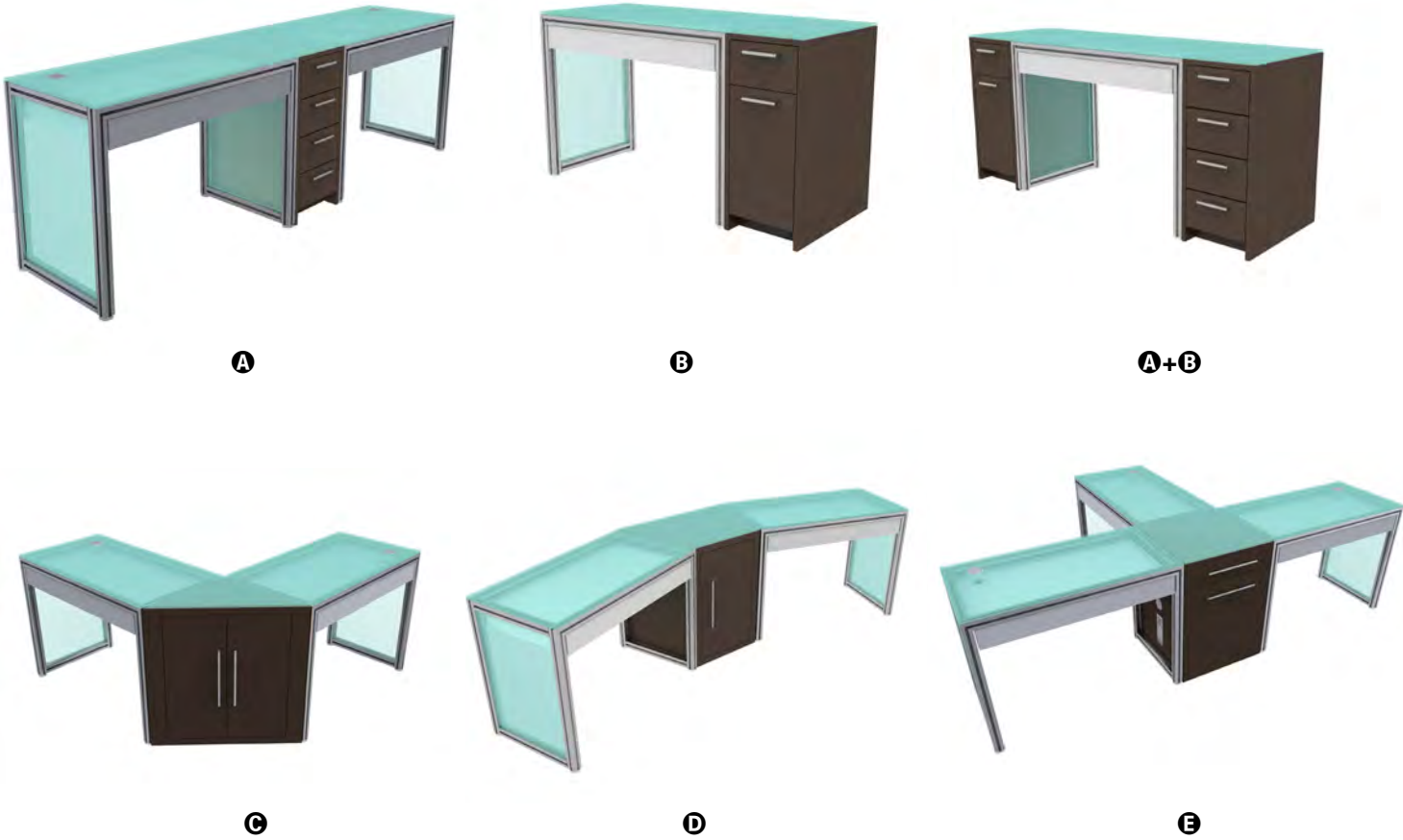


Ⓐ PRECISION TABLE WITH
MODULAR DIVIDER/END UNIT

Create a double table with rotating mirrored divider in between. Requires purchase of at least one Precision table. It includes two-sided mirror with rotating hardware. Can also be attached to the side of a single table.



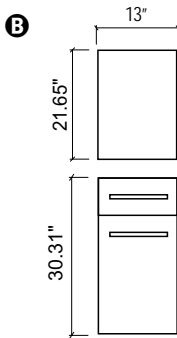
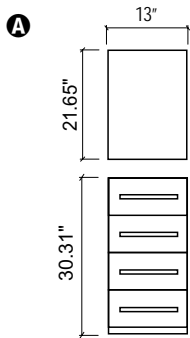
Combine, configure and design your
perfect dispensing table station
with numerous options



Ⓐ PRECISION CABINET WITH FOUR
DRAWERS

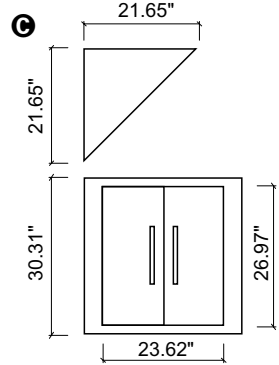
Ⓑ PRECISION CABINET WITH 1 DRAWER
AND 1 DOOR

Perfect for housing your PC.



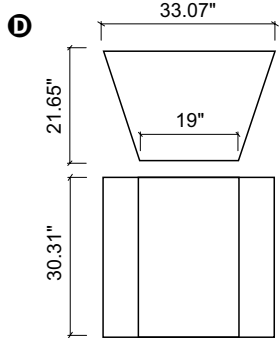
Ⓒ TRIANGULAR CABINET

Connect two Precision tables in a 90 degree configuration. Available with or without doors and optional adjustable shelf.



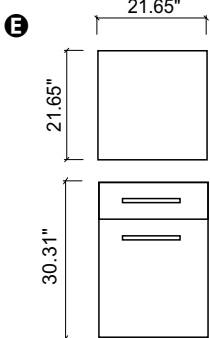
Ⓓ TRAPEZOID CABINET

Connect two Precision tables in a wide angle configuration. Available with or without doors and optional adjustable shelf.

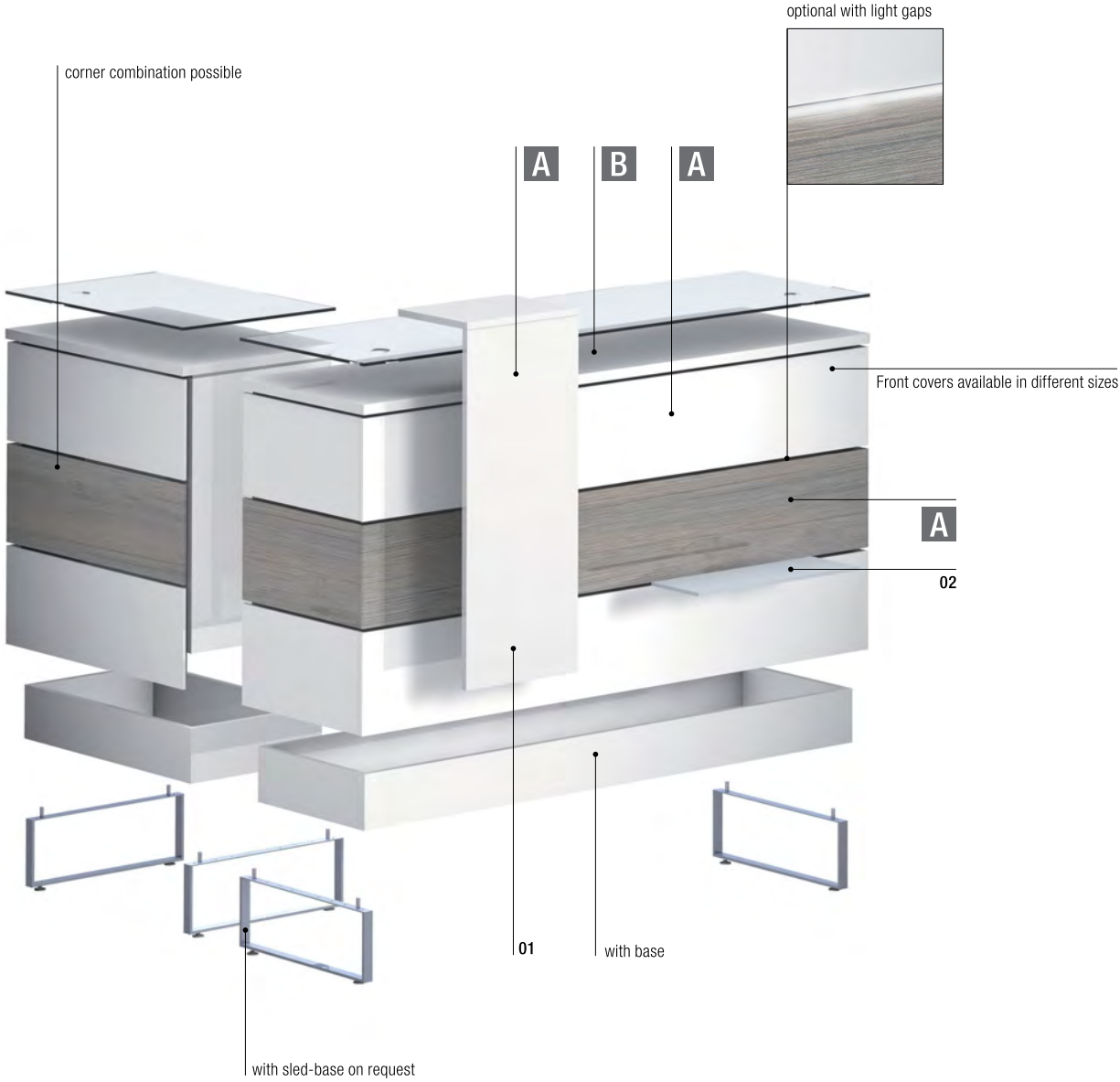


Ⓔ SQUARE-XL CABINET


Connect up to three Precision tables in a 90 degree configuration. Available with and without doors and optional adjustable shelf.



■ Various dimensions and colors




Create your own customized sales counter by combining different materials and colors matching with your shop and Corporate Design. Simply let you inspire by our design conceptions. With pleasure we will also work out a design conception with your personal idea of a motif.



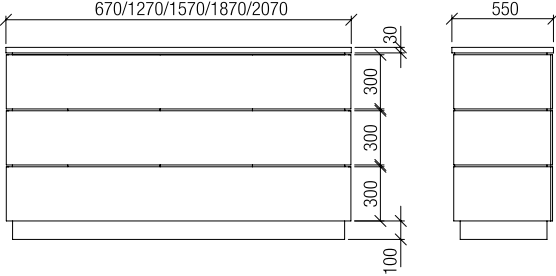
01
Bag shelf
600 x 220 mm
900 x 220 mm
1200 x 200 mm



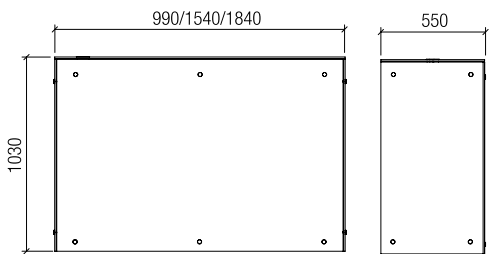


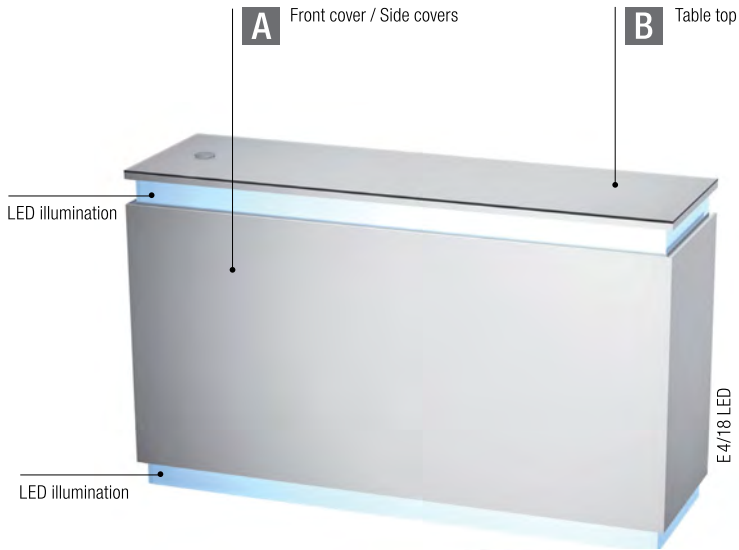

02
Facing panel
600 x 500 mm
900 x 500 mm
1200 x 500 mm
300 x 800 mm
600 x 800 mm
300 x 1100 mm



Sales counter: sales counter corpus made of white coated derived timber product. Tabletop made of decorative surface with cover made of clear glass (4 mm thickness), side and front covers in different materials and colors. Available in 4 dimensions. Optional with light gaps. With sled-base on request.

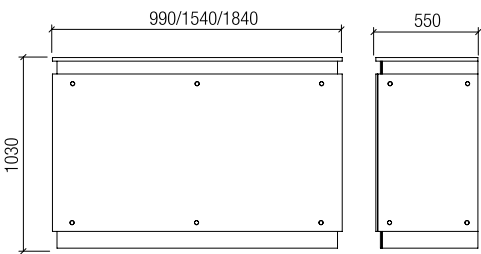


E 5/6	670 x 1030 x 550 mm
E 5/12	1270 x 1030 x 550 mm
E 5/15	1570 x 1030 x 550 mm
E 5/18	1870 x 1030 x 550 mm
E 5/20	2070 x 1030 x 550 mm



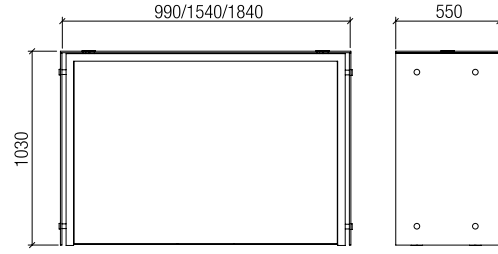


E3/10 990 x 1030 x 550 mm
E3/15 1540 x 1030 x 550 mm
E3/18 1840 x 1030 x 550 mm

Sales counter: sales counter corpus made of white coated derived timber product. Tabletop made of decorative surface with cover made of clear glass (4 mm thickness), side and front covers in different materials and colors. Available in 3 dimensions.




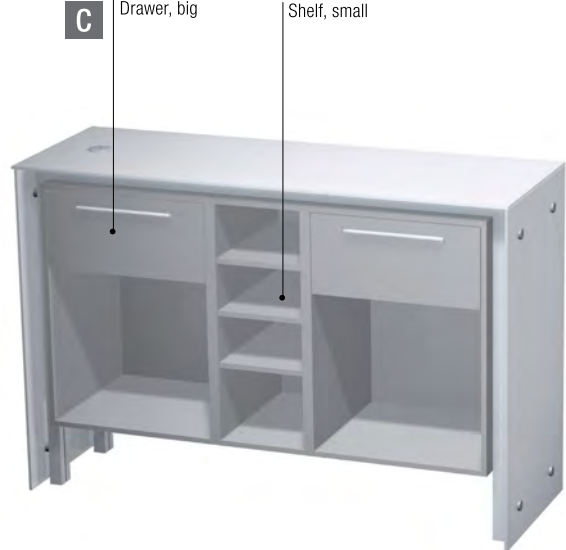
E4/10LED 990 x 1030 x 550 mm
E4/15LED 1540 x 1030 x 550 mm
E4/18LED 1840 x 1030 x 550 mm

Sales counter: sales counter corpus made of white coated derived timber product. Tabletop made of decorative surface with cover made of clear glass (4 mm thickness), side and front covers in different materials and colors. Available in 3 dimensions. Including LED-illumination (white or RGB).

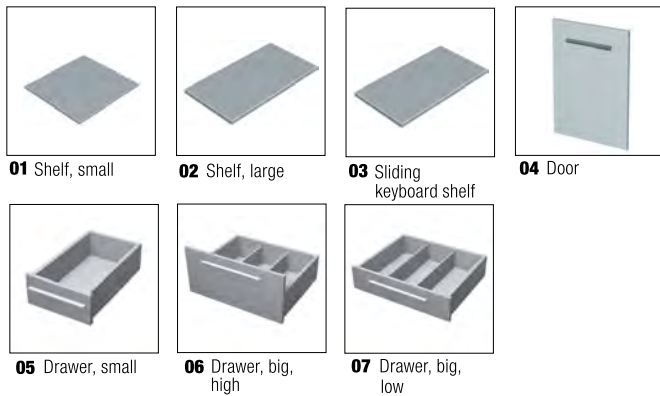


E2/10 990 x 1030 x 550 mm
E2/15 1540 x 1030 x 550 mm
E2/18 1840 x 1030 x 550 mm

Sales counter: sales counter corpus made of white coated derived timber product. Tabletop made of decorative surface with cover made of clear glass (4 mm thickness), side and front covers in different materials and colors. Available in 3 dimensions.



We provide the opportunity to arrange yourself a counter according to your demands. Select the suitable elements from our range of drawers, shelves and doors.





OPTIQUATTRO RODS, ACRYLIC RODS, AND OTHER PARTS

Our Optiquattro single rods are designed to optimize your wall space and increase the number of eyeglasses you would like to display. The rods are available in several capacities for up to 24 eyeglasses per single rod. Optiquattro rods meet your demands, allowing you to choose between the open alternative, or a mechanically or electronically lockable one. Of course, we also provide a selection of accessories to enhance your display, such as signboards and mirrors, as well as the hardware needed to secure smaller frames, such as reduction clips.



WEBSITE LINK

OPTIQUATTRO SYSTEM

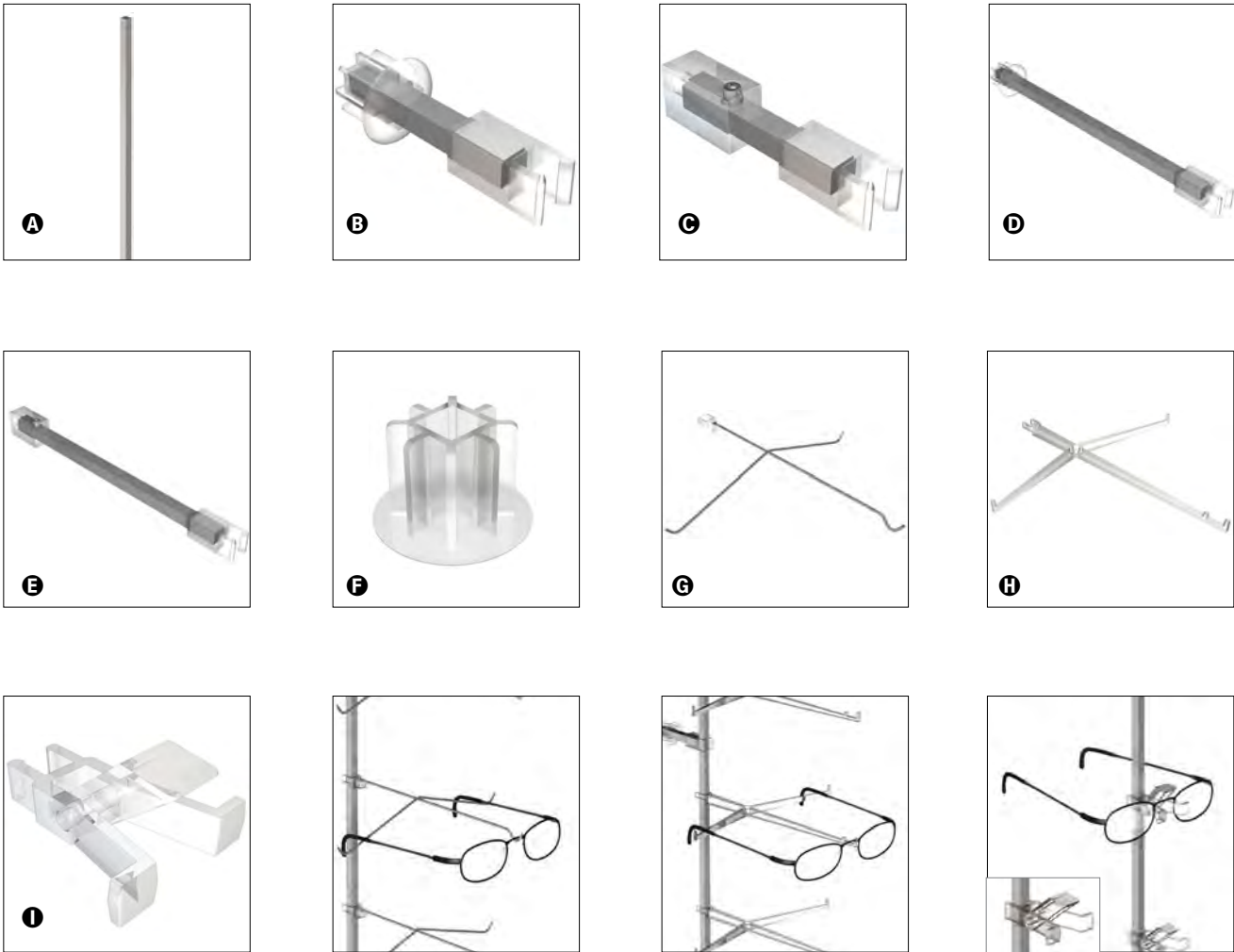


WEBSITE LINK

The new Optiquattro™ system sets the new benchmark for eyewear display design, ease of installation, and affordable price. It is unique due to a thin square rod design (less than 6mm) which provides a perfectly straight and level system with no adjustments needed post installation. This display system includes a range of frame holders made from high-quality clear polycarbonate and stainless steel, including vertical and horizontal attachments, as well as a magnetic variant, and an adjustable nose clip.

The smart mounting options and fixtures make installation seem like child's play. Wall or cabinet attachments, recessed mounts for acrylic panels and frame boards are included.





- A 66X**

Alloy rods

Available in 5 pre-cut or custom lengths:

66A: 23.6" **66D:** 48.0"

66B: 31.5" **66E:** 72.0"

66C: 39.4"
- 66RPYV**

Recessed panel pylon for vertical system for 66VW or 66P clips

Length: approx. 2.3"
- 66PYV**

Surface wall pylon for vertical system for 66VW or 66P clips

Length: approx. 2.4"
- 66PYN6**

Recessed panel pylon for 66N6 nose clip

Length: approx.6.4"

- 66PYN6**

Surface panel pylon for 66N6 nose clip

Length: approx. 6.0"
- 66RP-B/O**

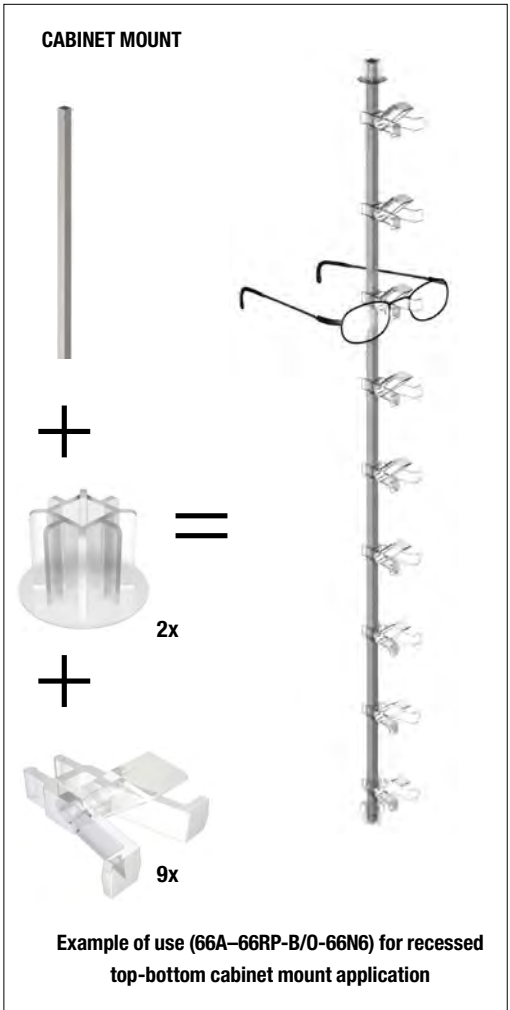
Cabinet open or closed recessed pylon for straight rod installation
- 66VW**

Stainless steel frame holder for vertical rod
- 66P**

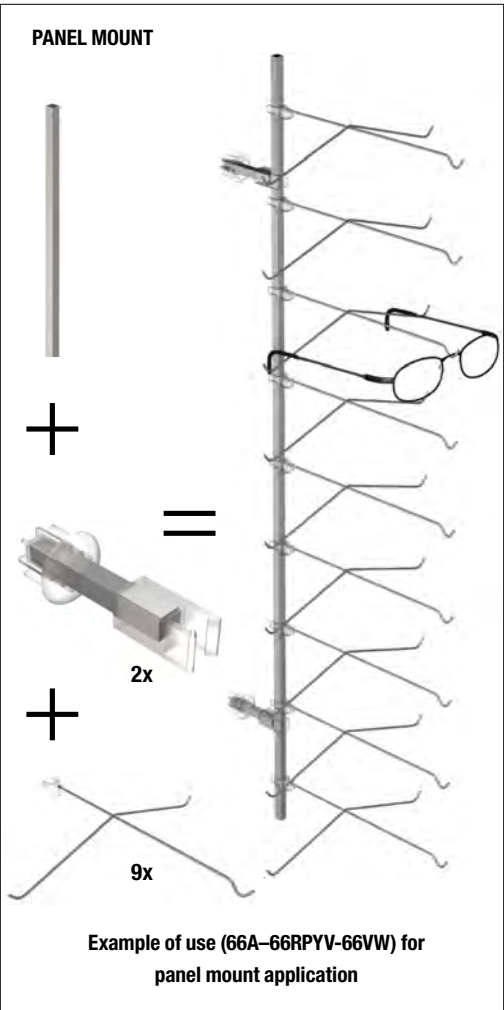
Polycarbonate frame holder for vertical rod
- 66N6**

Adjustable polycarbonate nose clip for vertical rod

Package	Rod length	Frame holders	Pylons
66A–66RPYV-66P	23.6"	9 Polycarbonate (H)	2 Recessed panel
66A–66RPYV-66VW	23.6"	9 Stainless steel (G)	2 Recessed panel
66A–66PYV-66P	23.6"	9 Polycarbonate (H)	2 Surface wall
66A–66PYV-66VW	23.6"	9 Stainless steel (G)	2 Surface wall
66A–66RP-B/O-66P	23.6	9 Polycarbonate (H)	2 Recessed cabinet
66A–66RP-B/O-66VW	23.6"	9 Stainless steel (G)	2 Recessed cabinet
66A–66RP-B/O-66N6	23.6"	9 Adjustable nose clips	2 Recessed cabinet
66A–66PYN6-66N6	23.6"	9 Adjustable nose clips	2 Surface wall
66A–66PYN6-66N6	23.6"	9 Adjustable nose clips	2 Surface wall
66B–66RPYV-66P	31.5"	12 Polycarbonate (H)	2 Recessed panel
66B–66RPYV-66VW	31.5"	12 Stainless steel (G)	2 Recessed panel
66B–66PYV-66P	31.5"	12 Polycarbonate (H)	2 Surface wall
66B–66PYV-66VW	31.5"	12 Stainless steel (G)	2 Surface wall
66B–66RP-B/O-66P	31.5"	12 Polycarbonate (H)	2 Recessed cabinet
66B–66RP-B/O-66VW	31.5"	12 Stainless steel (G)	2 Recessed cabinet
66B–66RP-B/O-66N6	31.5"	12 Adjustable nose clips	2 Recessed cabinet
66B–66RPYN6-66N6	31.5"	12 Adjustable nose clips	2 Surface wall
66B–66PYN6-66N6	31.5"	12 Adjustable nose clips	2 Surface wall



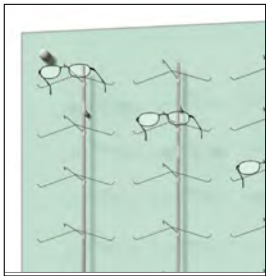
Package	Rod length	Frame holders	Pylons
66C–66RPYV-66P	39.4"	15 Polycarbonate (H)	2 Recessed panel
66C–66RPYV-66VW	39.4"	15 Stainless steel (G)	2 Recessed panel
66C–66PYV-66P	39.4"	15 Polycarbonate (H)	2 Surface wall
66C–66PYV-66VW	39.4"	15 Stainless steel (G)	2 Surface wall
66C–66RP-B/O-66P	39.4"	15 Polycarbonate (H)	2 Recessed cabinet
66C–66RP-B/O-66VW	39.4"	15 Stainless steel (G)	2 Recessed cabinet
66C–66RP-B/O-66N6	39.4"	15 Adjustable nose clips	2 Recessed cabinet
66C–66PYN6-66N6	39.4"	15 Adjustable nose clips	2 Surface wall
66C–66PYN6-66N6	39.4"	15 Adjustable nose clips	2 Surface wall
66D–66RPYV-66P	48"	19 Polycarbonate (H)	2 Recessed panel
66D–66RPYV-66VW	48"	19 Stainless steel (G)	2 Recessed panel
66D–66PYV-66P	48"	19 Polycarbonate (H)	2 Surface wall
66D–66PYV-66VW	48"	19 Stainless steel (G)	2 Surface wall
66D–66RP-B/O-66P	48"	19 Polycarbonate (H)	2 Recessed cabinet
66D–66RP-B/O-66VW	48"	19 Stainless steel (G)	2 Recessed cabinet



Package	Rod length	Frame holders	Pylons
66D–66RP-B/O-66N6	48"	19 Adjustable nose clips	2 Recessed cabinet
66D–66PYN6-66N6	48"	19 Adjustable nose clips	2 Surface wall
66D–66RPYN6-66N6	48"	19 Adjustable nose clips	2 Surface wall
66E–66RPYV-66P	72"	28 Polycarbonate (H)	3 Recessed panel
66E–66RPYV-66VW	72"	28 Stainless steel (G)	3 Recessed panel
66E–66PYV-66P	72"	28 Polycarbonate (H)	3 Surface wall
66E–66PYV-66VW	72"	28 Stainless steel (G)	3 Surface wall
66E–66RPYN6-66N6	72"	28 Adjustable nose clips	3 Surface wall
66E–66PYN6-66N6	72"	28 Adjustable nose clips	3 Surface wall

Custom lengths are also available upon request

MOUNTING EXAMPLES



Panel mount

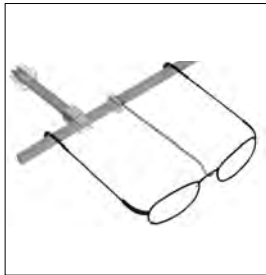


Wall mount




Cabinet mount

HORIZONTAL ROD OPTIONS




CLIP OPTIONS



Note: Items not shown to scale


MOUNTING EXAMPLES



Panel mount




Wall mount





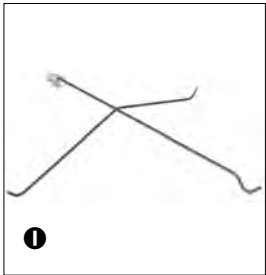

Cabinet mount

HORIZONTAL PANEL MOUNT



Example of use (66A-66RPYH-66S) for panel mount application

INDIVIDUAL FRAME HOLDERS



A 66X
Alloy rods
Available in 5 pre-cut or custom lengths

Standard lengths:
66A: 23.6"
66B: 31.5"
66C: 39.4"
66D: 48.0"
66E: 72.0"

C 66RPYH
Recessed panel pylon for horizontal system

Length: approx. 3.8"

C 66PYH
Cabinet open or closed recessed pylon

Length: approx. 3.0"

D 66RP-B/O
Cabinet open or closed recessed pylon

E 66S
Stainless steel frame holder

F 66PP
Polycarbonate frame holder

AVAILABLE HORIZONTAL PACKAGES

Package	Rod length	Frame holders	Pylons
66A-66RPYH-66PP	23.6"	4 Polycarbonate	2 Recessed panel
66A-66RPYH-66S	23.6"	4 Stainless steel	2 Recessed panel
66A-66PYH-66PP	23.6"	4 Polycarbonate	2 Surface wall
66A-66PYH-66S	23.6"	4 Stainless steel	2 Surface wall
66A-66RP-B/O-66PP	23.6"	4 Polycarbonate	2 Recessed cabinet
66A-66RP-B/O-66S	23.6"	4 Stainless steel	2 Recessed cabinet
66B-66RPYH-66PP	31.5"	5 Polycarbonate	2 Recessed panel
66B-66RPYH-66S	31.5"	5 Stainless steel	2 Recessed panel
66B-66PYH-66PP	31.5"	5 Polycarbonate	2 Surface wall
66B-66PYH-66S	31.5"	5 Stainless steel	2 Surface wall
66B-66RP-B/O-66PP	31.5"	5 Polycarbonate	2 Recessed cabinet
66B-66RP-B/O-66S	31.5"	5 Stainless steel	2 Recessed cabinet
66C-66RPYH-66PP	39.4"	7 Polycarbonate	2 Recessed panel
66C-66RPYH-66S	39.4"	7 Stainless steel	2 Recessed panel
66C-66PYH-66PP	39.4"	7 Polycarbonate	2 Surface wall
66C-66PYH-66S	39.4"	7 Stainless steel	2 Surface wall
66C-66RP-B/O-66PP	39.4"	7 Polycarbonate	2 Recessed cabinet
66C-66RP-B/O-66S	39.4"	7 Stainless steel	2 Recessed cabinet

Package	Rod length	Frame holders	Pylons
66D-66RPYH-66PP	48"	8 Polycarbonate	2 Recessed panel
66D-66RPYH-66S	48"	8 Stainless steel	2 Recessed panel
66D-66PYH-66PP	48"	8 Polycarbonate	2 Surface wall
66D-66PYH-66S	48"	8 Stainless steel	2 Surface wall
66D-66RP-B/O-66PP	48"	8 Polycarbonate	2 Recessed cabinet
66D-66RP-B/O-66S	48"	8 Stainless steel	2 Recessed cabinet
66E-66RPYH-66PP	72"	12 Polycarbonate	3 Recessed panel
66E-66RPYH-66S	72"	12 Stainless steel	3 Recessed panel
66E-66PYH-66PP	72"	12 Polycarbonate	3 Surface wall
66E-66PYH-66S	72"	12 Stainless steel	3 Surface wall

Custom lengths are also available upon request

G 66M
Open polycarbonate frame holder with magnetic attachment
Held by two strong magnets. Holds tight to any magnetic surface.

I 66PA
Polycarbonate frame holder
Inserts directly into laser-cut square holes in acrylic or wood panels.

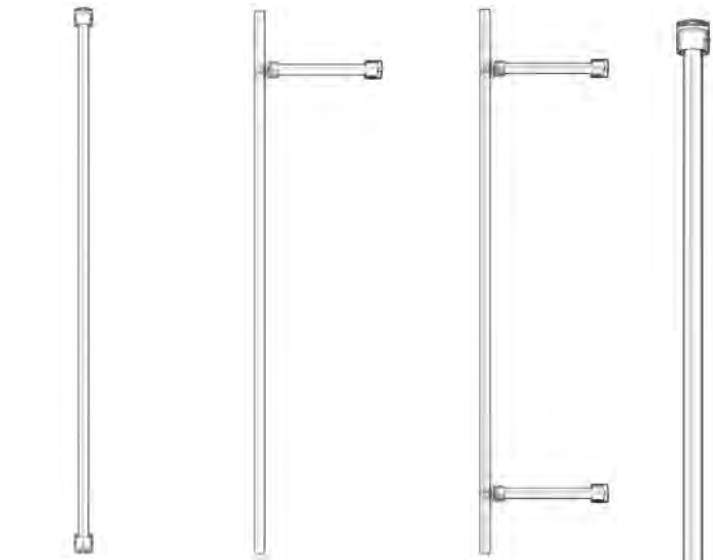
I 66VWA
Stainless steel frame holder
Inserts directly into laser-cut square holes in acrylic or wood panels.

J 66AEC
End cap for exposed alloy rod ends

K 66SM
End cap for surface wall pylon

L 66RPO
Open recessed panel pylon

M 66RPB
Closed recessed panel pylon



Straight rod for cabinets (no returns)

Single-return rod for wall mount or countertop application

Double-return for wall mounting

SAMPLE SIZES

Size	Clips	Size	Clips	Size	Clips
30"	10	39"	13	48"	16
33"	11	42"	14	51"	17
36"	12	45"	15	54"	18

CLIP OPTIONS



Option Y-clip large - 7 ³/₈" wide




Option Y-clip regular - 6" wide



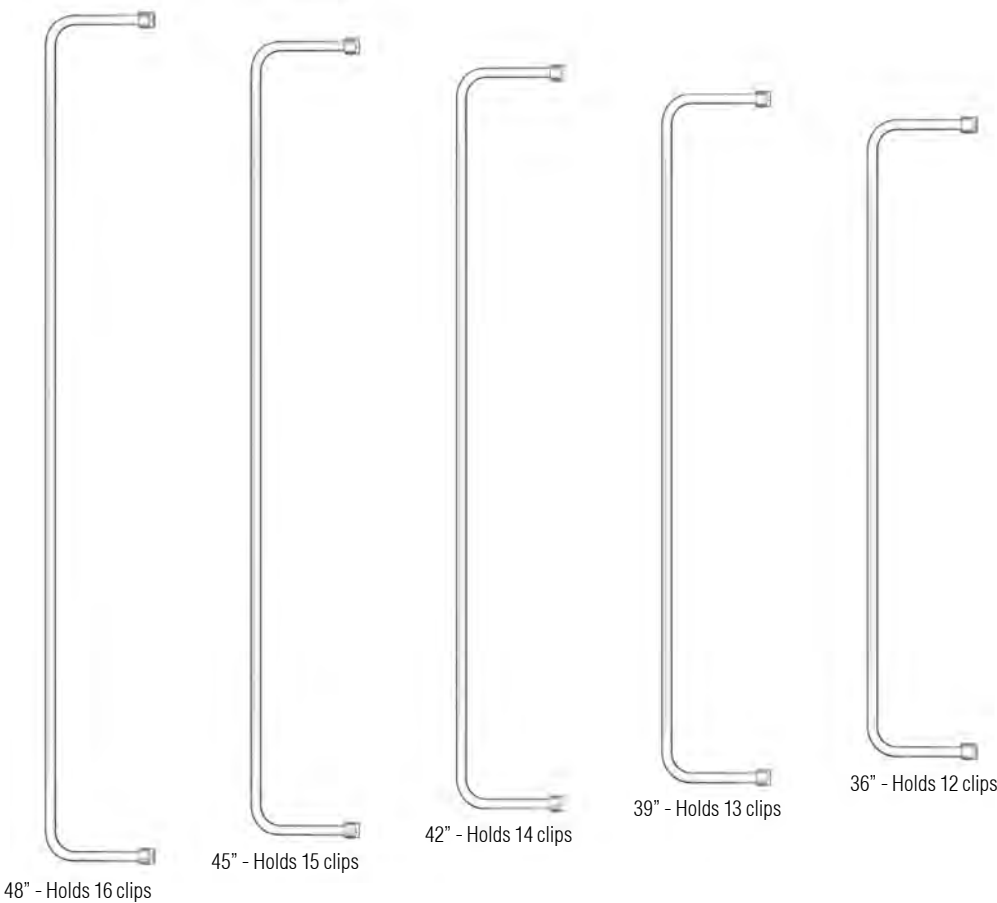
Option B-clip (open or closed)



Option C-clip (open or closed)



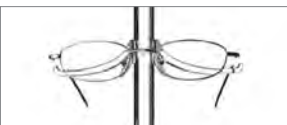
Option C-clip for kids (four colors)



CLIP OPTIONS



Option Y-clip large - 7 ³/₈" wide




Option Y-clip regular - 6" wide



Option B-clip (open or closed)



Option C-clip (open or closed)



Option C-clip for kids (four colors)


Linear Optirods

A flexible optical rod solution that provides versatile design options. Features adjustable frame spacing with removable clips for better space management. Standard-size rods in stock are available in the sizes shown above but the rods may be customized to any desired length. The 5/8" acrylic rods also include end caps and removable clips.

MOUNTING OPTIONS



Wall or wood



Slatwall



WEBSITE LINK


Thermabent Optirods

A flexible optical rod solution that provides versatile design options. Features a one-piece body bent at the top and bottom. Standard-size rods in stock are available at 42" or 48", but the rods may also be customized to any desired length. The 5/8" acrylic rods also include end caps and removable clips.


MOUNTING OPTIONS



Wall or wood



Slatwall


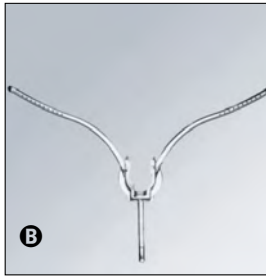


A X-CLIP
Open clip for $\frac{5}{8}$ " rod
 $6\frac{7}{8}$ "(L) x $5\frac{7}{8}$ "(W) x $1\frac{1}{4}$ "(H)

B Y-CLIP - LARGE
Open clip for $\frac{5}{8}$ " rod. For large frames
Width: $7\frac{3}{8}$ "

C Y-CLIP - REGULAR
Open clip for $\frac{5}{8}$ " rod. For standard frames
Width: 6"

D EC.075.SC
End cap for $\frac{3}{4}$ " rod




E DC.031.PG
Threaded steel peg with hat-shaped nut
Usable length: $3\frac{1}{2}$ "

F DC.031.PG.PC

G DC.058.GL
Eyewear glue-on nose piece for $\frac{5}{8}$ " rod

H DC.090.GL
Eyewear display with 90-degree glue-on



I DC.058.CL
Clip-on end piece to use for attaching objects to $\frac{5}{8}$ " rod



J DC.058.CF
Flat clip-on frame piece for $\frac{5}{8}$ " rod

K DC.058.CF.XX
Kids flat clip-on frame piece for $\frac{5}{8}$ " rod, available in four colors
Blue (#DC.058.CF.BL)
Green (#DC.058.CF.GR)
Yellow (#DC.058.CF.YL)
Red (#DC.058.CF.RD)

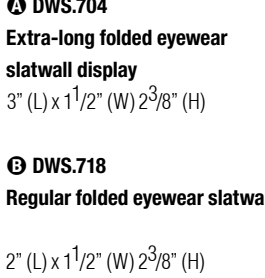


L DC.758.CL
Extreme curve clip-on nose piece for $\frac{5}{8}$ " rods



M 13.15.20.85
85mm stainless steel post and pin
stand off for panels
 $3\frac{5}{8}$ "(L) x $3\frac{5}{8}$ "(Diameter)

N LOGO PLATE
Attaches to the wall or an acrylic panel.
Comes with stand off
4"(W) x 5"(H)

O NOSE PIECE
Clear triangular removable clip for $\frac{5}{8}$ " rods
(#DC.058.CN)

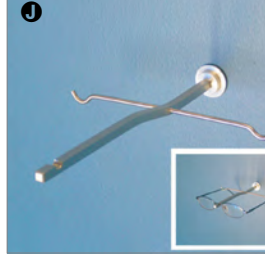
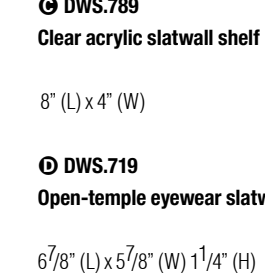




A DWS.704
Extra-long folded eyewear
slatwall display
 3 " (L) x $1\frac{1}{2}$ " (W) $2\frac{3}{8}$ " (H)

E DWS.718
Regular folded eyewear slatwall display
 2 " (L) x $1\frac{1}{2}$ " (W) $2\frac{3}{8}$ " (H)

I DWS.718
Regular folded eyewear slatwall display
 2 " (L) x $1\frac{1}{2}$ " (W) $2\frac{3}{8}$ " (H)

L DWS.718
Regular folded eyewear slatwall display
 2 " (L) x $1\frac{1}{2}$ " (W) $2\frac{3}{8}$ " (H)

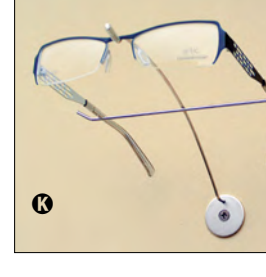
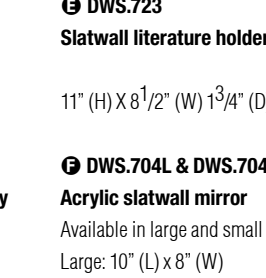



B DWS.789
Clear acrylic slatwall shelf
 8 " (L) x 4 " (W)

F DWS.719
Open-temple eyewear slatwall display
 $6\frac{7}{8}$ " (L) x $5\frac{7}{8}$ " (W) $1\frac{1}{4}$ " (H)

J DWS.719
Open-temple eyewear slatwall display
 $6\frac{7}{8}$ " (L) x $5\frac{7}{8}$ " (W) $1\frac{1}{4}$ " (H)

K DWS.719
Open-temple eyewear slatwall display
 $6\frac{7}{8}$ " (L) x $5\frac{7}{8}$ " (W) $1\frac{1}{4}$ " (H)



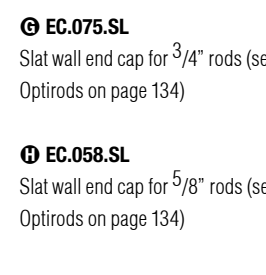



C DWS.723
Slatwall literature holder
 11 " (H) x $8\frac{1}{2}$ " (W) $1\frac{3}{4}$ " (D)

G DWS.704L & DWS.704S
Acrylic slatwall mirror
Available in large and small sizes
Large: 10 " (L) x 8 " (W)
Small: 5 " (L) x 4 " (W)

I DWS.704L & DWS.704S
Acrylic slatwall mirror
Available in large and small sizes
Large: 10 " (L) x 8 " (W)
Small: 5 " (L) x 4 " (W)

K DWS.704L & DWS.704S
Acrylic slatwall mirror
Available in large and small sizes
Large: 10 " (L) x 8 " (W)
Small: 5 " (L) x 4 " (W)

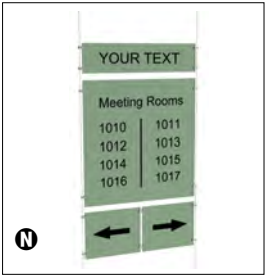

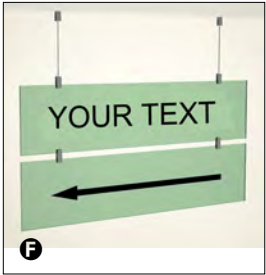
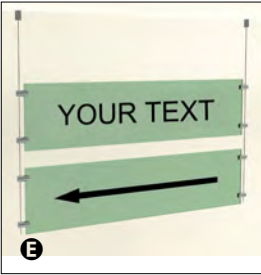



D EC.075.SL
Slat wall end cap for $\frac{3}{4}$ " rods (see Linear Optirods on page 134)

H EC.058.SL
Slat wall end cap for $\frac{5}{8}$ " rods (see Linear Optirods on page 134)

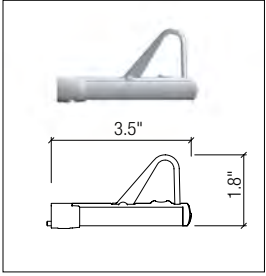
L Wall mount metallic rod system
The entire metallic rod system can be used for wall mount and cabinet mount optical displays. Our universal rod thread allows you to easily expand your displays by adding rods and holders quickly and easily. Combine our Eye-Frame Holder (20.1073) and different metallic rod options (available 12", 24", 36", 48" and 60" lengths). The rods are made of stainless steel. Various logo and shelf holders are available to combine with the rods.

Stand offs and more



MONO Locking Pin

This wall mounted panel has locking metal supports for the frame bridge and holes to support the frame temples. It comes in four finishes and six sizes that hold between 12 and 112 frames. Frames can be locked individually and released quickly with a push key.



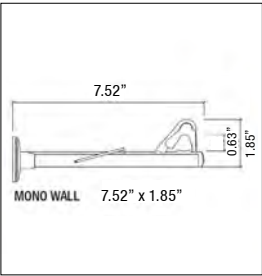
A MONO Pin
Lockable single eyewear display.
Reduction clip to secure smaller frames included. (#14.12.10.01)
Length 3.5" Height 1.8"

Single eyeglass display

Reduction clip to secure smaller frames

MONO Wall **NEW**

The lockable MONO WALL system allows you to secure and unlock single eyeglasses separately, which is particularly suitable for displaying high-quality frames. MONO WALL can be mounted directly on brickwork as well as on perforated panels. The design is simple but elegant, with a perfect combination of silver-colored anodized aluminum and high-quality plastics. With the use of the reduction clip, frames in every model and every size can be presented fashionably.



A MONO Wall
Single eyeglass display with support for direct wall fastening
7.52" x1.85" (#14.12.11.05)

Mode of operation


Single eyeglass display

Versatility, simplicity and elegance are the driving influences behind the stand off and hardware systems in this page. Our system stands apart from the rest with a uniform thread size and completely modular design. Our components are designed to interact with one-another creating an infinite number of combinations. Don't see the kit you are looking for? You can create your own. Through our universal thread size, we eliminate the need for multiple tools when assembling our kits. This feature creates a merchandising and signage system that evolves with your needs. The flexibility of our system can solve any design challenge while providing a functional and simple solution. Whether our customers are involved in retail display, graphics, signage, way-finding, furniture design, or store-fixtures, they can find comprehensive solutions to their hardware needs in our selection of parts and kits. Contact us and let us design your desired display or signage with more than 100 in-stock components.

Storage Display Cases



WEBSITE LINK



Ⓐ DPC-12L
Storage display case
Fabric-covered, light-weight, and durable storage display case that holds 12 standard-sized eyeglass or sunglass frames.

14 1/2" (L) x 12 5/8" (W) x 1 3/4" (H)

Ⓑ DPC-12H
Storage display case
Fabric-covered, light-weight, and durable storage display case that holds 12 larger-sized eyeglass or sunglass frames.

14 1/2" (L) x 12 5/8" (W) x 2 1/2" (H)

Ⓒ DPC-16L
Storage display case
Fabric-covered, light-weight, and durable storage display case that holds 16 standard-sized eyeglass or sunglass frames.

19" (L) x 12 5/8" (W) x 1 3/4" (H)

Ⓓ DPC-16H
Storage display case
Fabric-covered, light-weight, and durable storage display case that holds 16 larger-sized eyeglass or sunglass frames.

19" (L) x 12 5/8" (W) x 2 1/2" (H)



COMPLIMENTARY DISPENSARY/ OFFICE DESIGN

We proudly provide completely complimentary "Basic" design assistance for your optical dispensary or office using the latest software technology. Our professional designers prepare a complete floor plan based the information you provide. Classic and Premium design options are also available at a minimal charge.

Once our staff has all the facts they need, they develop a detailed diagram representing your optical dispensing and consultation office, including placement of examples of the latest cutting-edge furniture and displays. They even take into account your patient flow management to assure that your office is both functional and stylish.

The last, exciting steps in the designing process bring your customized space to life by adding your specific wall colors, lighting, and decor. With our amazing software, our designers will show you the final representation of your completed optical office space.



WEBSITE LINK



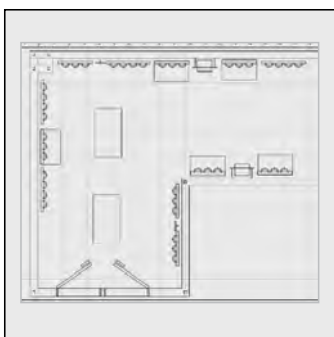
HOW IT WORKS:



1

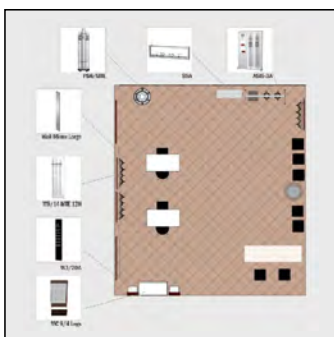
Download the design questionnaire:

http://site.framedisplays.com/Design_Quest.pdf



2

Complete the questionnaire, then fax it to **(703) 435-3180**, along with a floor plan or itemized drawing of your space with exact measurements. Please note that all design projects are completely complimentary, provided the merchandise used in the design is purchased from CNS Frame Displays.



3

Our professional designers prepare a complete floor plan based on your provided information.



4

Our designers then email you the final 3D rendering of your optical shop, along with a quote for the project.

BASIC

The BASIC system is a level of design that is suitable for small modifications within your shop or office. It provides a functional and practical solution when you need to improve the current presentation of your merchandise. The advantage of starting with the BASIC is that you can add more modules at a later date as you need them.



CLASSIC

Ask for the CLASSIC system if you need to reconstruct a complete shop. We provide a wide range of different materials, colors, and designs to customize your optical space, and present it with a new and modern look. With the CLASSIC system, you receive a professional and economical design solution.



PREMIUM

The PREMIUM design system is the best solution for those optical professionals who are looking for a truly individualized shop or office space. Select from the highest-quality fixtures and design elements to create an environment that is exclusively yours.



1



Up-to-date UPS shipping charges that can match up with UPS will be

shipped ready-to-assemble.

Damages/loss

When a shipping company accepts a shipment from CNS Frame Displays, they are acknowledging that shipment is not damaged and it was packaged appropriately. At the time you receive your shipment, any damage or loss of items is the responsibility of the individual shipping company. Please be aware of the following upon receipt of your shipment:

Examine your order when it arrives. You have 10 days to report damage to the products.

If you notice damage immediately on the outside of the box or if you find damage after opening the shipment, notify CNS Frame Displays immediately at:

We can often be of assistance in tracking portions of and/or missing shipments.

NO returns will be accepted, credit given or damaged items replaced, unless CNS Frame Displays has been notified.

If not instructed to do so by the shipping company or CNS Frame Displays, please do not discard any shipping materials as they may be needed to return products or the shipment may need to be inspected with all materials intact.

For returns/exchanges:

Your satisfaction is very important to us. If you are not completely satisfied with an item:

Please return the merchandise in its original condition within 30 days (from date goods are received).

Please call for your RMA number. We will not accept any goods without this number.

We cannot provide refunds for scratched or abused displays.

Shipping and handling fees are non-refundable.

A 20% restocking fee will be deducted from your refund for all returns.

All shipping costs for returns are your responsibility.

Customized items are not eligible for return, but may be eligible for exchange if you receive prior approval.

Alcohol, acetone and other chemically based cleaning products will damage acrylic and other display products. Please use water or mineral spirits **ONLY**. Dusting without chemicals is often sufficient.

We accept Checks and all major credit cards including Visa, MasterCard, Discover and American Express. All orders are to be prepaid unless an account has been established with us before your order is placed. All custom and special orders require a 50% deposit. Virginia State Sales Tax is applied to customers from Virginia. Other applicable local, state or federal taxes for our out-of-state clients are their sole responsibility.