

# What's in the Box?

PART NO.	QTY	DESCRIPTION
USB2Pro	1	USB 2.0 over CAT5 Extender Link. Includes: [USB-2PTX, USB-2PRX and PS5VDC2A ]
Power Supply	1	PS5VDC2A
User Manual	1	

# Technical Specifications

USB	
Signal Type	USB 2.0
Input Interface (TX)	(1) USB Type B (Female)
Output Interface (RX)	(4) USB Type A (Female)

OTHER	
Power	External 100-240 VAC/5VDC2A @20W
Dimensions	3.625 in W x 1 in H x 3 in D
Weight	1.5 lb
Operating Temp.	0-55 °C (32-131°F)
Storage Temp.	-20-85 °C (-4-185 °F)
Humidity	Up to 95%

© Copyright 2017 Smart-AVI, All Rights Reserved

## NOTICE

The information contained in this document is subject to change without notice. Smart-AVI makes no warranty of any kind with regard to this material, including but not limited to, implied warranties of merchantability and fitness for any particular purpose.

Smart-AVI will not be liable for errors contained herein or for incidental or consequential damages in connection with the furnishing, performance or use of this material.

No part of this document may be photocopied, reproduced or translated into another language without prior written consent from Smart-AVI.

For more information, visit [www.smartavi.com](http://www.smartavi.com).



## Quick Start Guide

# USB2Pro

USB 2.0 Extender over CAT5



Extends USB 2.0 up to 300 feet over CAT5 Cable



SmartAVI, Inc. / Twitter: smartavi  
11651 Vanowen St., North Hollywood, CA 91605  
Tel: (818) 503-6200 Fax: (818) 503-6208  
[www.SmartAVI.com](http://www.SmartAVI.com)

[www.smartavi.com](http://www.smartavi.com)

## Introduction

SmartAVI's USB2Pro extends standard USB (Universal Serial Bus) 2.0 signals up to 300 feet using a single CAT5 cable. The USB2Pro supports all USB 2.0 high-speed devices, from keyboards to digital cameras and will operate on Windows®, Mac and Linux® operating systems. An integrated four-port hub allows for multiple devices to be connected to the USB2Pro at once. Additional USB hubs can be added, increasing the amount of devices that can be plugged into the USB2Pro.

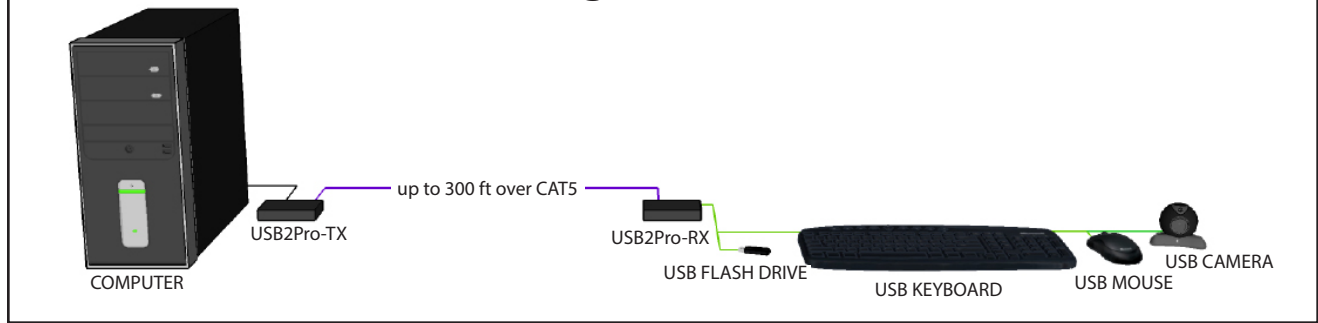
## Features

- Supports all USB 2.0 and 1.1 Devices Transparently (Flash Drives, Printers, Cameras, Scanners, etc.)
- Supports USB 1.1 keyboard and mouse
- Works on Windows, Mac and Linux Operating Systems
- Integrated Four-Port Hub
- Bus-Powered Local Unit
- Power Adaptor for Remote Unit
- Plug-and-Play





## Applications

- Digital Signage
- Home Networking
- Remote USB Connections
- USB Device Sharing
- Webcam
- USB Electronics Devices
- Security Systems
- KVM Extension

## **Product - Installation Diagram**



## **Connecting the USB2Pro**

1. Power off all devices.
2. Connect the USB source (computer) to the USB port on the front of the USB2Pro Transmitter labeled .
3. Connect the USB2Pro Transmitter to the USB2Pro Receiver with a CAT5 cable using the front ports labeled .
4. Connect up to 4 USB 2.0 devices to the rear ports on the USB2Pro Receiver labeled .
5. Power on the USB2Pro Transmitter and Receiver by plugging the AC Adapter into the front ports of the unit labeled .
6. Power on the computer and USB devices.