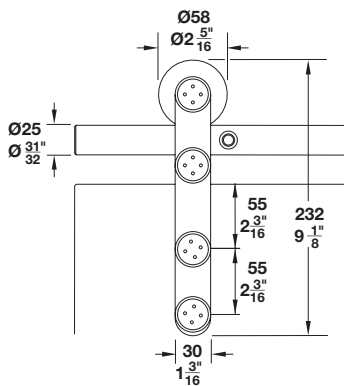
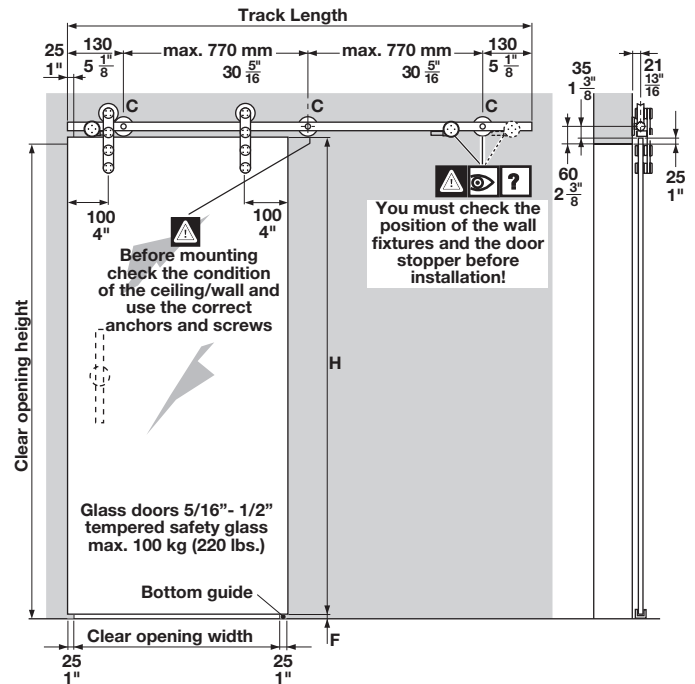




1

Flatec I with Solid Rod Upper Track

- Maximum door weight: 100 kg (220 lbs.)
- Glass thickness: 8 – 12.7 mm (5/16" – 1/2")
- Height adjustable: ±3 mm (1/8")
- For 1 sliding glass door
- Smooth and quiet operation
- Maintenance free
- Simple installation
- Stainless steel components
- Tested according to ANSI/BHMA A156.14-2013



Thru-hole locations









Dimensions in mm
 Inches are approximate

Flatec I Fitting Sets

- Complete sets for 1 sliding glass door

Door width, max.	Track length	Item No.
0.9 m (35 7/16")	1.8 m (5' 10 7/8")	941.07.070
1 m (39 7/8")	2.1 m (6' 10 11/16")	941.07.071
1.1 m (43 5/16")	2.3 m (7' 6 9/16")	941.07.072
1.25 m (49 3/16")	2.54 m (8' 4")	941.07.073

Set Components

Description	Material	Finish	Track length	Qty./door	Item No.
 Upper track, solid rod	Stainless Steel	matt	1.8 m (5' 10 7/8")	1 pc.	941.07.918
			2.1 m (6' 10 11/16")		941.07.921
			2.3 m (7' 6 9/16")		941.07.923
			2.54 m (8' 4")		941.07.925
 Running gear, face mounted	Stainless Steel	matt	-	2 pcs.	941.07.118
 Door dampener	Stainless Steel	matt	-	1 set (1 LH and 1 RH)	941.07.096
 Wall attachment with 5 mm (3/16") spacer	Stainless Steel	matt	-	1 pc.	941.07.101
				2 pc. set	940.64.400
				3 pc. set	940.64.401
 Lower guide	Stainless Steel	matt	-	1 pc.	941.07.129
 Face spanner wrench for decorative screws	Steel	galvanized	-	1 pc.	941.07.117

Installation Plan

Included in fitting set, also available for planning and execution upon request.

Note

Item numbers stated are valid for 1 pc. When ordering individual components please indicate the desired quantity. Order hanger bolts separately.

Dimensional data not binding. We reserve the right to alter specifications without notice.

Hanger bolts	page 1.317
Accessories	pages 1.299-1.303
Bi-parting applications	page 1.298
Pull handles	pages 2.10-2.32

Dimensions in mm
 Inches are approximate