

1

Sliding/Pocket Door Lock

- For residential and commercial applications
- Door thickness: 45 mm (1 3/4")
- Backset: 70 mm (2 3/4")
- For 1 sliding wood door
- Non-handed
- Thumb turn: 5 x 5 mm; square
- Throw of deadbolt: 25.4 mm (1")



- With deadbolt, edge pull and strike for active door

Material: Lock-case: Heavy Gauge Steel; Deadbolt and Edge Pull: Brass, stainless steel; Faceplate and Strike: Brass, stainless steel

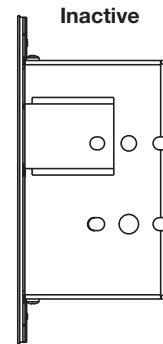
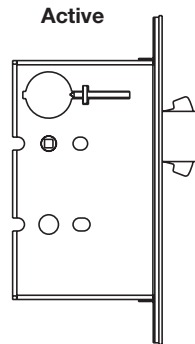
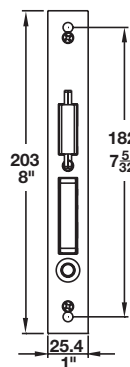
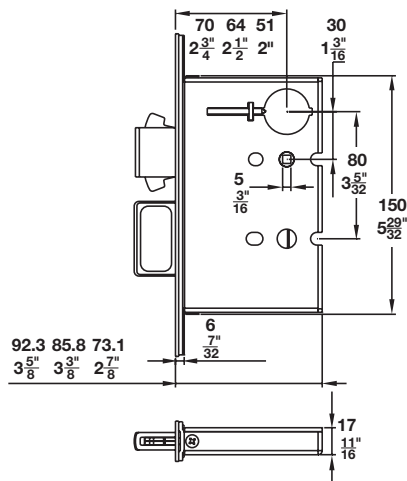
Finish	Item No.
oil rubbed-bronze (US10B)	911.26.831
satin nickel-plated (US15)	911.26.832
stainless steel matt (US32D)	911.26.830
satin chrome-plated (26D)	911.26.833



- With integrated edge pull and strike for inactive door

Material: Lock-case: Heavy Gauge Steel; Deadbolt and Edge Pull: Brass, stainless steel; Faceplate and Strike: Brass, stainless steel

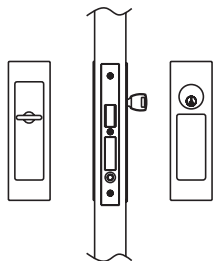
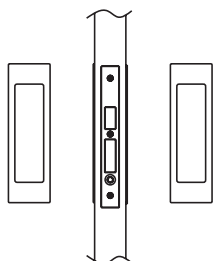

Finish	Item No.
oil rubbed-bronze (US10B)	911.26.811
satin nickel-plated (US15)	911.26.812
stainless steel matt (US32D)	911.26.810
satin chrome-plated (26D)	911.26.813



Dimensions in mm
 Inches are approximate

AH **1.364**

Sliding/Pocket Door Lock
 Complete Sets Per Function



Privacy with Emergency Release

- Deadbolt operated by inside thumbturn or outside emergency coin release
- Edge pull operated by the push button
- 2 3/4" backset, includes lock and flush pulls

Finish	Item No.
oil rubbed-bronze (US10B)	911.26.702
satin nickel-plated (US15)	911.26.792
stainless steel matt (US32D)	911.26.790
satin chrome-plated (26D)	911.26.793

Passage with Lockcase as Dust Proof Strike

- Lockcase as dust proof strike on pair of sliding doors inactive side
- Edge pull operated by the push button
- Includes lock and flush pulls

Finish	Item No.
oil rubbed-bronze (US10B)	911.26.781
satin nickel-plated (US15)	911.26.782
stainless steel matt (US32D)	911.26.780
satin chrome-plated (26D)	911.26.783

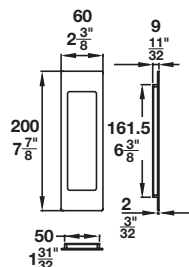
Entry with Single Cylinder

- Key outside or thumbturn inside retracts deadbolt
- Edge pull operated by the push button
- 2 3/4" backset, includes lock and flush pulls

Finish	Item No.
oil rubbed-bronze (US10B)	911.26.801
satin nickel-plated (US15)	911.26.802
stainless steel matt (US32D)	911.26.800
satin chrome-plated (26D)	911.26.803



Flush pull only Flush pull with cylinder hole Flush pull with thumbturn Flush pull with release



Flush Pull Only

Finish	Item No.
oil rubbed-bronze (US10B)	903.08.481
satin nickel-plated (US15)	903.08.486
stainless steel matt (US32D)	903.08.480
satin chrome-plated (26D)	903.08.484

Dimensional data not binding. We reserve the right to alter specifications without notice.

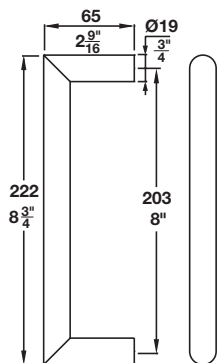
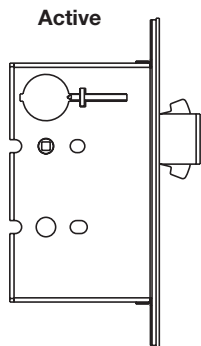
Dimensions in mm
 Inches are approximate

1

Sliding/Pocket Door Lock

Americans with Disabilities Act "ADA" Compliance

- For residential and commercial applications
- Door thickness: 45 mm (1 3/4")
- Backset: 70 mm (2 3/4")
- For 1 sliding wood door
- Non-handed
- Thumb turn: 5 x 5 mm; square
- Throw of deadbolt: 25.4 mm (1")



Mortise Lock with Deadbolt, without Edge Pull

Material: Lock-case: Heavy Gauge Steel; Deadbolt: Brass, stainless steel; Faceplate and Strike: Brass, stainless steel

Finish	Item No.
polished stainless steel (US32)	911.26.821
satin stainless steel (US32D)	911.26.820

Thumbturn with Emergency Release

Finish	Item No.
polished stainless steel (US32)	903.58.019
satin stainless steel (US32D)	902.53.348

Pull Handle

Material: Stainless Steel

Finish	Item No.
Pull handle with threaded end	polished stainless steel (US32) 903.08.531 satin stainless steel (US32D) 903.08.530
Pull handle with pin hole	polished stainless steel (US32) 903.08.491 satin stainless steel (US32D) 903.08.490

Fixing Sets for Pull Handle

Material: Stainless Steel

Finish	Item No.
Fastener set for single-sided installation	909.00.703
Fastener set for back-to-back installation	909.00.704

Note

For a single-sided installation, order 1 pull handle with pin hole and 1 fastener set. For a back-to-back installation, order one of each pull handle type plus 1 back-to-back fastener set.

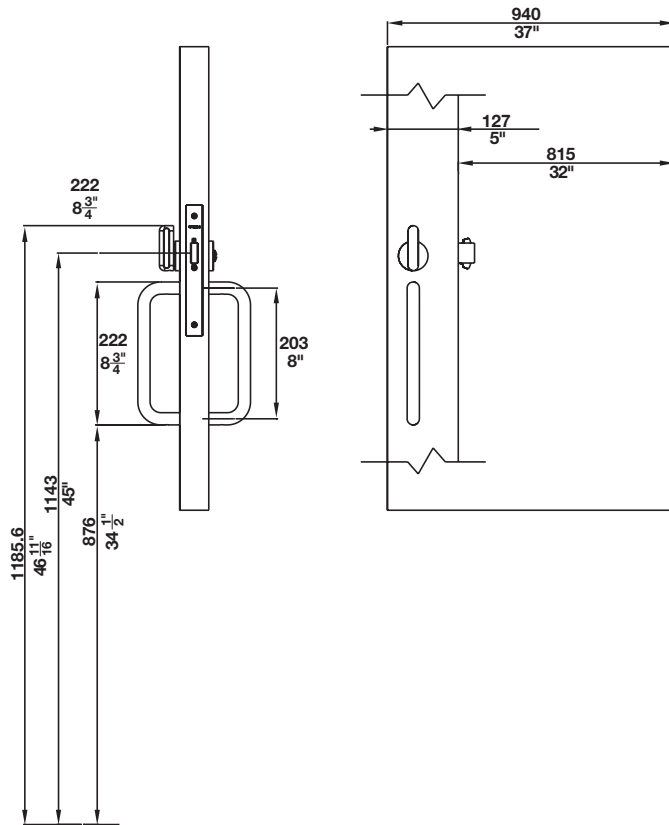
Dimensional data not binding. We reserve the right to alter specifications without notice.

Dimensions in mm
 Inches are approximate

AH **1.366**

Sliding/Pocket Door Lock

Americans with Disabilities Act "ADA" Compliance



ADA requirements for pocket sliding doors:

- Door openings shall provide a clear width of 815 mm (32") minimum. Openings more than 610 mm (24") deep shall provide a clear opening width of 915 mm (36")
- Operable parts like handles, pulls, latches and locks shall be 865 mm (34") minimum and 1220 mm (48") maximum above the finished floor
- All operable parts shall be exposed and usable from both sides
- Door hardware should be operable with a closed fist or loose grip which accommodates the greatest range of users

To accommodate these requirements Häfele recommends that the pocket door opening must be a minimum of 940 mm (37") wide since the door must protrude 127 mm (5") out of the pocket in order to mount the ADA pocket door hardware. It is also recommended that the end user double checks all State, Federal, and Local standards.

Dimensional data not binding. We reserve the right to alter specifications without notice.

Dimensions in mm
 Inches are approximate