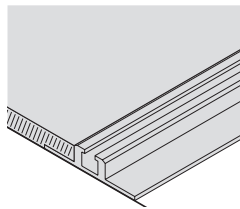
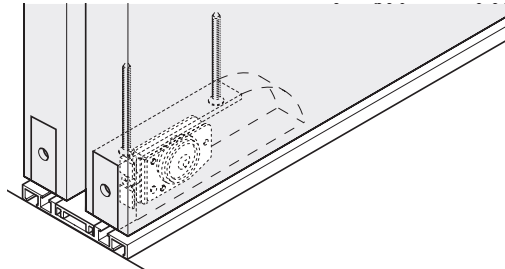

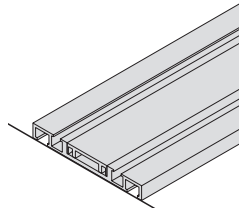


**EKU Divido Lower Guide Application**

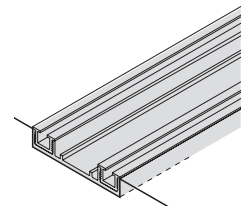
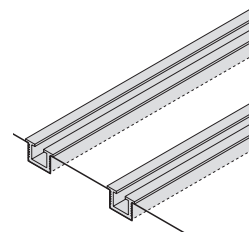
- For sliding door systems 100 H and 100 HM
- Suitable as an additional floor guide option, especially for doors wider than 900 mm (35 7/16")
- Includes a spring-loaded anti-derail function which prevents unintentional disengagement through lifting or lateral shifting of doors



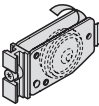


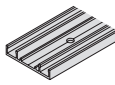
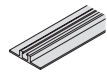
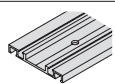

Surface mounted



Recess/Flush mounted



**Individual Components**

	Description	Material	Finish	Length	Item No.
	Spring loaded running gear with anti-derail device, single wheel, used as lower guide, non-weight bearing <b>Note</b> 2 pcs. are required per sliding door	-	-	-	941.12.030
	Adapter for running gear, includes mounting screws	Plastic	anthracite	-	941.12.031
	Single lower track, recessed, 13 x 8 mm (1/2" x 5/16")	Aluminum	anodized	2.5 m (8' 2 7/16") 3.5 m (11' 5 13/16") 6 m (19' 8 1/4")	941.13.825 941.13.835 941.13.860
	Mounting profile for 2 single lower tracks, recessed, 51 x 10 mm (2" x 3/8")	Aluminum	anodized	2.5 m (8' 2 7/16") 3.5 m (11' 5 13/16") 6 m (19' 8 1/4")	941.13.125 941.13.135 941.13.160
	Single lower track, surface mounted, 38 x 8 mm (1 1/2" x 5/16")	Aluminum	anodized	2.5 m (8' 2 7/16") 3.5 m (11' 5 13/16") 6 m (19' 8 1/4")	941.13.725 941.13.735 941.13.760
	Dual lower track, surface mounted, 68 x 8 mm (2 11/16" x 5/16")	Aluminum	anodized	2.5 m (8' 2 7/16") 3.5 m (11' 5 13/16") 6 m (19' 8 1/4")	941.13.625 941.13.635 941.13.660
	Clip profile to mounting profile and dual lower track, 25 x 6 mm (1" x 1/4")	Aluminum	anodized	2.5 m (8' 2 7/16") 3.5 m (11' 5 13/16") 6 m (19' 8 1/4")	941.12.825 941.12.835 941.12.860

**Installation Plan**

(Included in fitting set), mounting instructions for planning and execution available upon request.

Dimensional data not binding. We reserve the right to alter specifications without notice.