
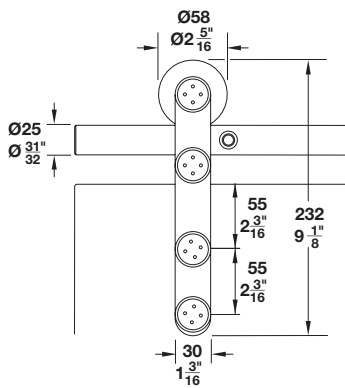
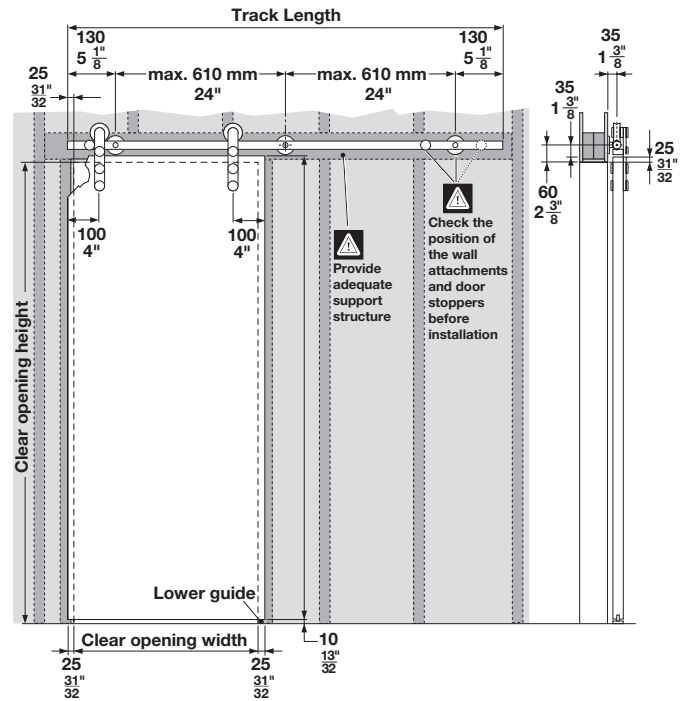


1

Flatec I with Solid Rod Upper Track

- Maximum door weight: 100 kg (220 lbs.)
- Door thickness: 35 – 45 mm (1 3/8" – 1 3/4")
- Height adjustable: ±3 mm (1/8")
- For 1 sliding wood door
- Smooth and quiet operation
- Maintenance free
- Simple installation
- Stainless steel components



Dimensions in mm
 Inches are approximate







Dimensional data not binding. We reserve the right to alter specifications without notice.

Flatec I Fitting Sets

- Complete sets for 1 sliding wood door

Door width, max.	Track length	Item No.
0.9 m (35 7/16")	1.8 m (5' 10 7/8")	941.07.074
1 m (39 7/8")	2.1 m (6' 10 11/16")	941.07.075
1.1 m (43 5/16")	2.3 m (7' 6 9/16")	941.07.076
1.25 m (49 3/16")	2.54 m (8' 4")	941.07.077

Set Components

Description	Material	Finish	Track length	Qty./door	Item No.
 Upper track, solid rod	Stainless Steel	matt	1.8 m (5' 10 7/8")	1 pc.	941.07.918
			2.1 m (6' 10 11/16")		941.07.921
			2.3 m (7' 6 9/16")		941.07.923
			2.54 m (8' 4")		941.07.925
 Running gear, face mounted	Stainless Steel	matt	-	2 pcs.	941.07.119
 Door dampener	Stainless Steel	matt	-	1 set (1 LH and 1 RH)	941.07.096
 Wall attachment with 19 mm (3/4") spacer	Stainless Steel	matt	-	3 pcs. (up to door width of 0.9 m (36") or 4 pcs.	941.07.102
 Lower guide	Plastic	anthracite	-	1 pc.	941.07.131
 Face spanner wrench for decorative screws	Steel	galvanized	-	1 pc.	941.07.117

Installation Plan

Included in fitting set, also available for planning and execution upon request.

Note

Item numbers stated are valid for 1 pc. When ordering individual components please indicate the desired quantity. Order hanger bolts separately.

Dimensional data not binding. We reserve the right to alter specifications without notice.

Hanger bolts	page 1.107
Accessories	pages 1.105-1.107
Bi-parting applications	page 1.102
Pull handles	pages 2.10-2.32

Dimensions in mm
 Inches are approximate