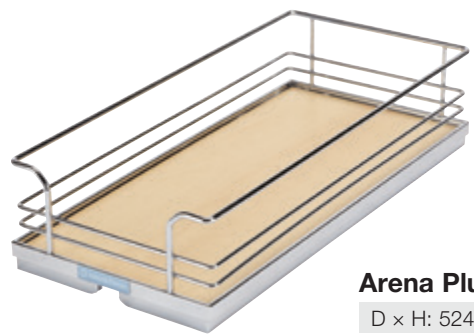
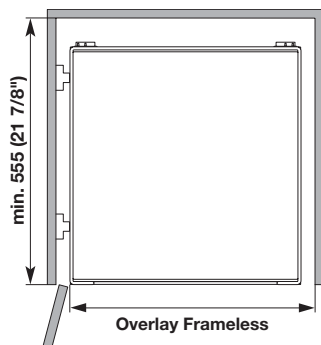

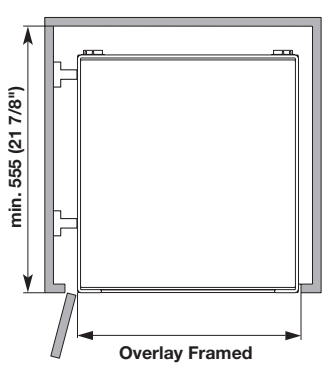
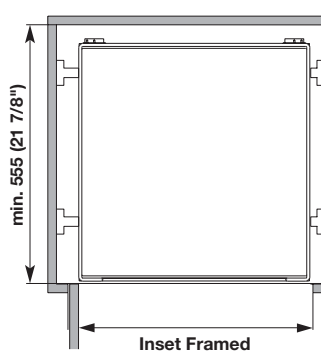


Internal Drawer Pull-Out

- Position above or below door hinges
- Mount with 533 mm (21") undermount slides (see below)
- Consider door and hinge protrusion for clearance
- Can be blocked out with "Quick Tray" system for face frame applications
- Opening should be 1/2" wider than pull-out



Non Slip



Arena Plus Tray

D x H: 524 x 109 mm (20 5/8" x 4 5/16")

Material: Shelf: Melamine; Surround: Steel

| Width | Champagne/Maple | Chrome/Maple | Chrome/White |
|----------------|-----------------|--------------|--------------|
| 251 (9 7/8") | 547.12.821 | 547.12.121 | 547.12.221 |
| 281 (11 1/16") | 547.12.801 | 547.12.101 | 547.12.201 |
| 305 (12") | 547.12.811 | 547.12.111 | 547.12.211 |
| 327 (12 7/8") | 547.12.822 | 547.12.122 | 547.12.222 |
| 357 (14 1/16") | 547.12.802 | 547.12.102 | 547.12.202 |
| 381 (15") | 547.12.812 | 547.12.112 | 547.12.212 |
| 404 (15 7/8") | 547.12.823 | 547.12.123 | 547.12.223 |
| 433 (17 1/16") | 547.12.803 | 547.12.103 | 547.12.203 |
| 457 (18") | 547.12.813 | 547.12.113 | 547.12.213 |
| 480 (18 7/8") | 547.12.824 | 547.12.124 | 547.12.224 |
| 510 (20 1/16") | 547.12.804 | 547.12.104 | 547.12.204 |
| 534 (21") | 547.12.814 | 547.12.114 | 547.12.214 |

**Futura Full-Extension
Concealed Undermount Slide**

Length: 533 mm (21")
Weight capacity: 34 kg (75 lbs.)/pair

Material: Steel

| Finish | Item No. |
|-------------|------------|
| zinc-plated | 433.17.753 |

Note

Clips and brackets sold separately.



Clips

Material: Plastic

| Color | Item No. |
|-------|------------|
| gray | 421.23.000 |



Face Frame Mounting Bracket

Material: Steel

| Finish | Item No. |
|-------------|------------|
| zinc-plated | 433.17.000 |



Pantry Roll-Out Shelf

- Complete kit comes pre-assembled and ready to install
 - Mounts to existing cabinet shelf
- D x H: 549 x 92 mm (21 5/8" x 3 5/8")

Material: Drawer Box: 1/2" Baltic Birch; Slides: Steel; Color: white

| Width | Item No. |
|-----------------|------------|
| 298 (11 15/16") | 557.59.800 |
| 400 (15 15/16") | 557.59.802 |
| 501 (19 15/16") | 557.59.804 |
| 603 (23 15/16") | 557.59.806 |
| 755 (29 15/16") | 557.59.809 |

Dimensional data not binding. We reserve the right to alter specifications without notice.

Dimensions in mm
Inches are approximate