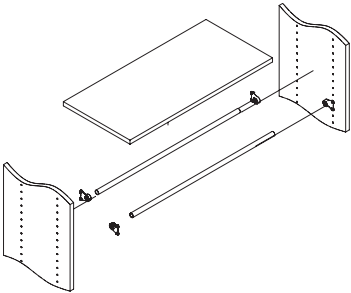
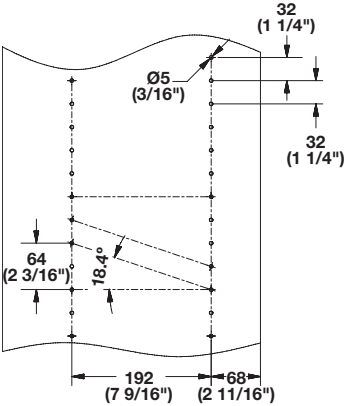


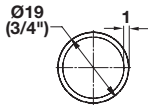
Synergy



The rail can be positioned on the same plane – shoes are displayed in a horizontal plane.



Rear rod can be positioned upwards, allowing shoes to be displayed on an incline.

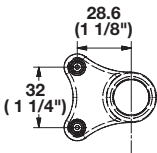


Shoe Rail

- Cut-to-size
 - Requires shoe rail bracket, order separately
- Length: 914 mm (36")
Ø19 mm (3/4")

Material: Aluminum, anodized

Finish	Item No.
polished chrome	805.87.210
matt aluminum	805.87.910
matt nickel	805.87.610
dark oil-rubbed bronze	805.87.110



Shoe Rail Bracket

- To mount rails, order separately
- Connects shoe rail to side panel using 32 mm (1 1/4") line bore holes with 5 mm press in dowels

Material: Plastic

Color	Item No.
black	805.87.993