Häfele Slido Classic 20 IF C

With soft closing mechanism (optional)
Door weight: max. 20 kg (44 lbs.)
Door height: max. 1,400 mm (4' 7 1/8")
Door width: max. 1,250 mm (4' 1 3/16")
Door thickness: 16 – 19 mm (5/8" – 3/4")
Door width: >350 mm (13 3/4") with soft closing mechanism on one side, >530 mm (20 7/8") with soft closing mechanism on both sides
Height adjustment: +/- 1.5 (1/16") mm on running gear using adjusting wheel

- Mounts quickly and easily
- Space saving compared to hinged doors
- Soft closing feature prevents door slam and helps eliminate noise

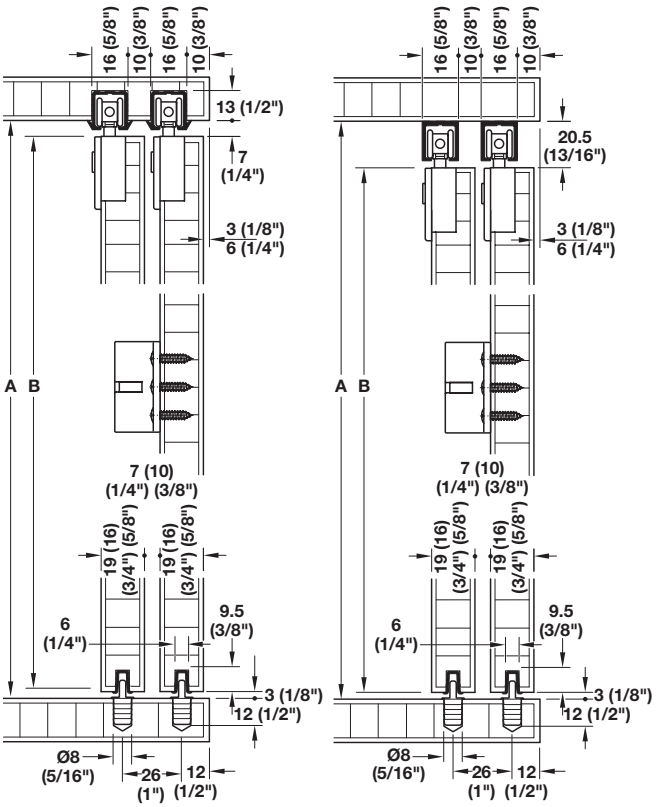

Groove-mounted track
A = internal cabinet height
B = internal cabinet height minus 10 mm (13/32")

Screw-mounted track
A = internal cabinet height
B = internal cabinet height minus 23.5 mm (15/16")

soft&silent

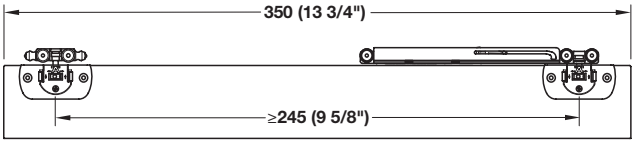

Minimum door width with one soft closing mechanism.
* Add 43 mm (1 3/16") when using service port.

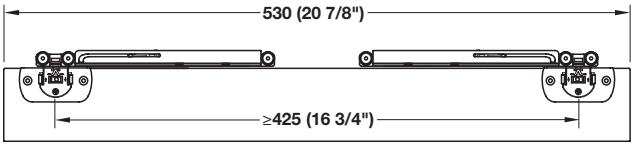

Minimum door width with two soft closing mechanisms.

Drilling pattern

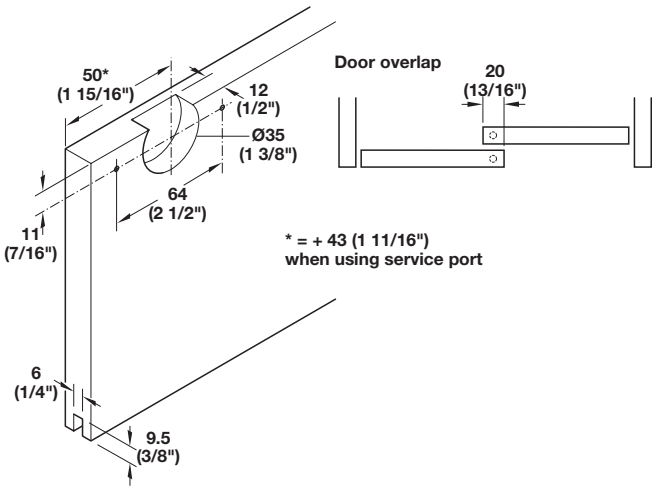

Door panel installation

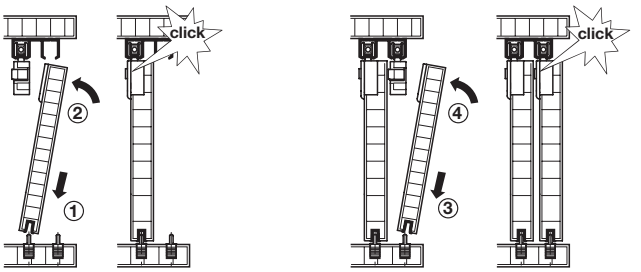

Dimensions in mm
Inches are approximate

Dimensional data not binding. We reserve the right to alter specifications without notice.

Häfele Slido Classic 20 IF C Set

	Item No.
For 2 doors, with track stopper	402.33.018
For 2 doors, with single soft closing on each door	402.33.019
For 2 doors, with dual soft closing on each door	402.33.020

Note
Please order upper running track and lower guide channel separately.

Set Components

	Description	Material	Finish/Color	Qty. 402.33.018	Qty. 402.33.019	Qty. 402.33.020	Item No.
	Housing, for screw mounting to door	Plastic	gray	4 pcs.	4 pcs.	4 pcs.	402.30.107
	Running gear with friction bearing, clips into housing	Plastic	gray	4 pcs.	2 pcs.	-	402.30.119
	Running gear with soft closing mechanism and friction bearing, clips into housing	Plastic	gray	-	2 pcs.	4 pcs.	402.30.123
	Track stopper	Plastic	gray	4 pcs.	2 pcs.	-	402.30.303
	Door stopper for soft closing mechanism, mounts in upper running track	Zinc die-cast	-	-	2 pcs.	4 pcs.	402.30.321
	Guide, for press fitting	Plastic	gray	2 pcs.	2 pcs.	2 pcs.	402.30.220
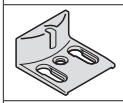	Door stop with buffer, mounts to the front sliding door	Plastic	gray	1 pc.	1 pc.	1 pc.	402.30.320
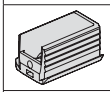	Service port, for upper running track (to access running gear after installation)	Plastic	gray	2 pcs.	-	-	402.33.403
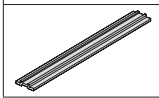	Mounting aid for track installation	Plastic	red	1 pc.	1 pc.	1 pc.	402.33.404

Individual Components

	Description	Min. cabinet top thickness	Material	Finish/Color	Length	Item No.
	Single upper running track, for 16 mm (5/8") groove **Note** Optional screw holes for 3.0 mm countersunk screws are included in track	glue mounting 19 (3/4")	Aluminum	bright	2.5 m (8' 2 7/16")	402.33.642
		screw mounting 30 (1 3/16")			3.5 m (11' 5 13/16")	402.33.643
	Double upper running track, for 16 mm (5/8") groove **Note** Optional screw holes for 3.0 mm countersunk screws are included in track	glue mounting 19 (3/4")	Aluminum	bright	2.5 m (8' 2 7/16")	402.33.652
		screw mounting 30 (1 3/16")				
	Single upper running track, for screw mounting	–	Aluminum	silver colored anodized	2.5 m (8' 2 7/16")	402.30.642
	Double upper running track, for screw mounting	–	Aluminum	silver colored anodized	2.5 m (8' 2 7/16")	402.30.652
	Lower guide channel, for glue mounting into 6 mm (1/4") groove	–	Plastic	gray	2.5 m (8' 2 7/16")	402.30.802
					3.5 m (11' 5 13/16")	402.30.803
	Flathead screw 3.0 x 1/2", Phillips drive, for screw mounted upper running tracks	–	Steel	zinc-plated	12 mm (1/2")	402.33.010

Note
Polyurethane glue recommended for groove mounted tracks.

Dimensional data not binding. We reserve the right to alter specifications without notice.

Dimensions in mm
Inches are approximate