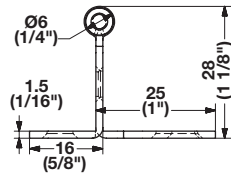


- For inset face frame doors
- For shaker style furniture with raised panel doors
- Quick and easy mounting
- 2-way adjustable



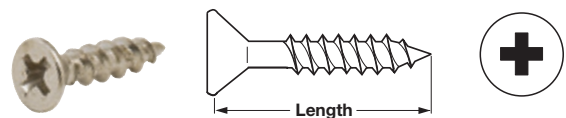
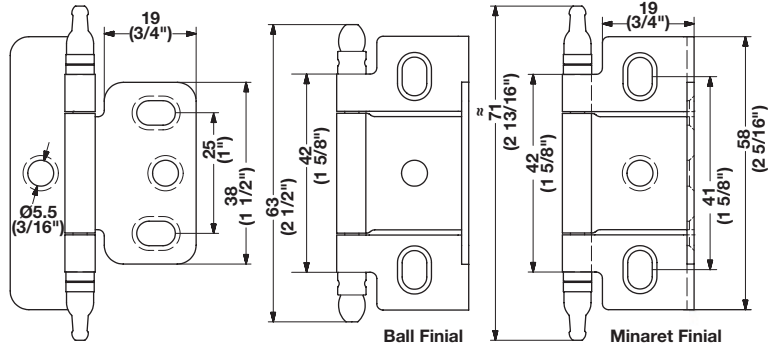
Full Wrap Non-mortised

Material: Steel

Finish	Minaret finial	Ball finial
antique brass	351.86.100	351.86.140
dark oil-rubbed bronze	351.86.110	351.86.150
copper bronze	351.86.180	351.86.185
chrome-plated	351.86.200	351.86.220
black	351.86.300	351.86.320
satin chrome	351.86.400	351.86.420
matt nickel	351.86.600	351.86.620
brass-plated	351.86.800	351.86.820
pewter	351.86.900	351.86.920

Note

Order #6 wood screws separately.



Flat Head Countersunk Wood Screws

- Deep thread design provides maximum holding power in a variety of different woods and man-made materials
- With extra-deep Phillips Recess to help minimize bit slippage

Material: Steel, plated

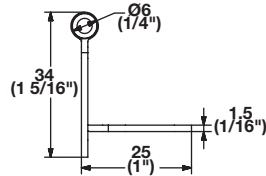
Finish	Length (inches)	Item No.
antique brass	#6 x 5/8"	010.77.146
oil-rubbed bronze	#6 x 5/8"	010.77.546
copper bronze	#6 x 5/8"	010.77.046
polished chrome	#6 x 5/8"	010.77.246
black	#6 x 5/8"	010.77.346
satin chrome	#6 x 5/8"	010.77.446
satin nickel	#6 x 5/8"	010.77.646
polished brass	#6 x 5/8"	010.77.846
pewter	#6 x 5/8"	010.77.946

Supplied With
1000 pcs.

Dimensions in mm
Inches are approximate

Dimensional data not binding. We reserve the right to alter specifications without notice.

- For inset face frame doors
- For shaker style furniture with raised panel doors
- Quick and easy mounting
- 2-way adjustable

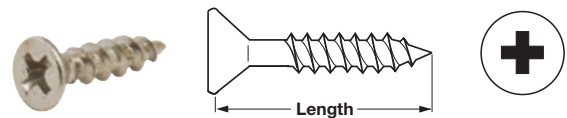
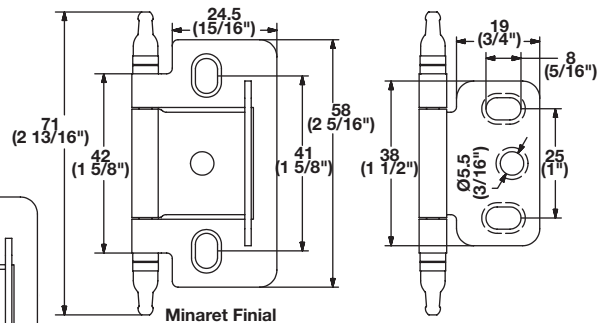
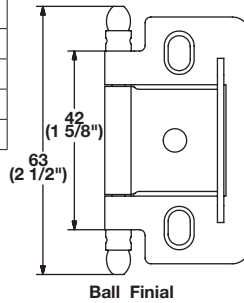


Partial Wrap Non-mortise

Material: Steel

Finish	Minaret finial	Ball finial
antique brass	351.86.120	351.86.160
dark oil-rubbed bronze	351.86.130	351.86.170
copper bronze	351.86.190	351.86.195
chrome-plated	351.86.210	351.86.230
black	351.86.310	351.86.330
satin chrome	351.86.410	351.86.430
matt nickel	351.86.610	351.86.630
brass-plated	351.86.810	351.86.830
pewter	351.86.910	351.86.930

Note
 Order #6 wood screws separately.



Flat Head Countersunk Wood Screws

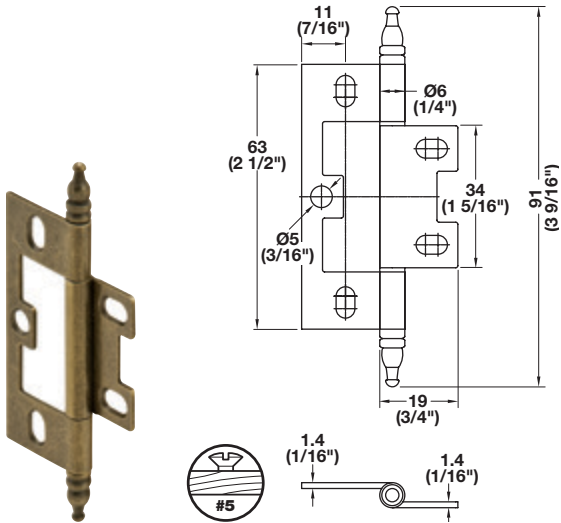
- Deep thread design provides maximum holding power in a variety of different woods and man-made materials
- With extra-deep Phillips Recess to help minimize bit slippage

Material: Steel, plated

Finish	Length (inches)	Item No.
antique brass	#6 x 5/8"	010.77.146
oil-rubbed bronze	#6 x 5/8"	010.77.546
copper bronze	#6 x 5/8"	010.77.046
polished chrome	#6 x 5/8"	010.77.246
black	#6 x 5/8"	010.77.346
satin chrome	#6 x 5/8"	010.77.446
satin nickel	#6 x 5/8"	010.77.646
polished brass	#6 x 5/8"	010.77.846
pewter	#6 x 5/8"	010.77.946

Supplied With
 1000 pcs.

- For inset face frame doors
- For shaker style furniture with raised panel doors
- Quick and easy mounting
- 2-way adjustable



Non-Mortised Decorative Butt Hinge

- With minaret finial
- For inset face frame doors
- For shaker style furniture with raised panel doors
- 2-way adjustable

Material: Steel

Finish/Color	Item No.
antique brass	351.95.170
brass-plated	351.95.570
satin chrome	351.95.470
matt nickel	351.95.670
pewter	351.95.970
chrome-plated	351.95.270
black	351.95.370
dark oil-rubbed bronze	351.95.175

Note

Order #5 wood screws separately, below.

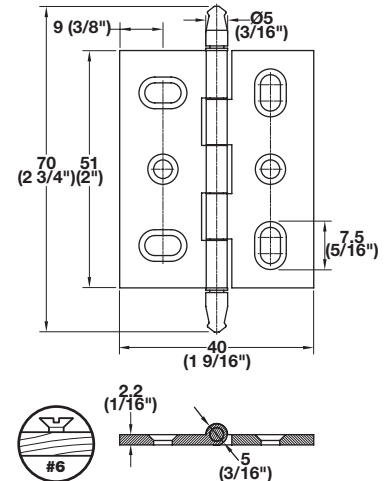
Flat Head Countersunk Wood Screws

- Deep thread design provides maximum holding power in a variety of different woods and man-made materials
- With extra-deep Phillips Recess to help minimize bit slippage

Material: Steel, plated

Finish	Length (inches)	Item No.	Length (inches)	Item No.
antique brass	#5 x 5/8"	010.77.136	#6 x 5/8"	010.77.146
oil-rubbed bronze	#5 x 5/8"	010.77.536	#6 x 5/8"	010.77.546
polished chrome	#5 x 5/8"	010.77.236	#6 x 5/8"	010.77.246
black	#5 x 5/8"	010.77.336	#6 x 5/8"	010.77.346
satin chrome	#5 x 5/8"	010.77.436	#6 x 5/8"	010.77.446
satin nickel	#5 x 5/8"	010.77.636	#6 x 5/8"	010.77.646
polished brass	#5 x 5/8"	010.77.836	#6 x 5/8"	010.77.846
pewter	#5 x 5/8"	010.77.936	#6 x 5/8"	010.77.946

Supplied With
1000 pcs.



Mortised Decorative Butt Hinge

- With minaret finial
- For inset face frame doors
- For shaker style furniture with raised panel doors
- Solid brass
- 2-way adjustable

Material: Brass

Finish/Color	Item No.
antique brass	354.22.131
polished brass	354.22.831
satin chrome	354.22.431
brushed-nickel	354.22.631
pewter	354.22.931
polished chrome	354.22.231
black	354.22.331
dark oil-rubbed bronze	354.22.141

Note

Order #6 wood screws separately, to the left.

Dimensional data not binding. We reserve the right to alter specifications without notice.



Dimensions in mm
Inches are approximate