



# BRING NEW LIFE TO THE HEART OF THE HOME

Kitchens, like most spaces in the home, have an expiration date. And while there's absolutely nothing wrong with a copper rooster cake mold on a wall, one day you'll see it and know it's time for a change. And that's where Häfele comes into play. We're ready to support designers and owners with a wide array of solutions for the kitchen which redefine trends, add functionality and bring new life back to the heart of the home.





LAVIDO





# PANTRY ORGANIZATION. UPGRADED.

Organizational solutions need not be boring. In fact, they can be downright stylish and functional with our Häfele exclusive Fineline™ Kitchen Accessories. Made especially for the Magic Corner I and Magic Corner II blind corner pull-out frames as well as the Pantry Pull-Out and Base Pull-Out II units, Fineline Kitchen Accessories are made with a mix of warmly attractive wood and fine metal. This aesthetic treatment gives your current and future kitchen projects the modern, high-end look you've been searching for. Personalization options include your choice of birch and walnut boxes paired with stainless steel, silver and champagne brackets to complete your inspired look.

See Fineline Kitchen Accessories on pages **9, 12, 65** and **93**.





# WARM WOODS AND WOW

Design harmony and superior craftsmanship combined with the warmth of wood are hallmarks of Häfele's comprehensive ecosystem of Finition™ organization systems and components. Finition organization began with a problem we all know: disarray in every kind of kitchen drawer. From there, our designers dug deeper to reduce clutter in a way that allowed function to expertly follow style.

Exclusive to Häfele, Finition organization has evolved to be a premier option on the market today for kitchen, bath and other spaces. From those original Finition pegboards and cutlery trays—which are still years ahead of their time—we now have products such as Finition Move which makes modular drawer storage look like a magic trick; Finition LAVIDO which transforms the LAVIDO pantry unit into a powerful statement of design and order and Finition Kitchen Accessories which bring the Finition look and design aesthetic to a variety of cabinet and pantry pull-outs. The expert joinery employed in manufacturing these pieces adds incomparable elegance and refinement to any space.

See Häfele's Finition products on pages **129–144**.





# IT'S OKAY TO BE A LITTLE POWER HUNGRY.

The devices you use every day—smart phones, tablets, laptops and more—demand power to run at peak performance which is why Häfele offers a wide selection of charging options to fit your design, lifestyle and space. Whether it's for your home, office, hotel or even the underside of a cabinet, we've got you and your devices covered.

The convenience of pop-up USB ports in your designs cannot be understated. They're always needed, always appreciated and easily hideaway when not in use. Power and data stations combine multiple outlets and multiple USB ports which means power is easy to access, can be moved when needed and comes in a variety of finishes.

How about removing those cords from sight all together? The Docking Drawer family of products allow for a stylishly designed standard or GFCI outlet to be discreetly hidden within a drawer, no matter the room. So if you want to clear clutter in the kitchen or bring innovation to where your hair dryer lives, this is the solution for you. And these are just the start.

For more information on power and charging from Häfele, go to [www.hafele.com/us](http://www.hafele.com/us).






# AN OPENING FOR INNOVATION

When one cabinet opens ... it should amaze. Time and time again. Here at Häfele, we take cabinet openings very seriously. Regardless of what you may plan to store in your cabinet or where it's located in your home, we offer a host of new ways to make storage and cabinetry distinctive, functional and endlessly versatile.

So whether you're looking to add coplanar doors like our Eku Frontino or Salice Slider S 20 which offer outstanding functionality and space-saving prowess or something like Clipo for wood or glass which is an elegant way to bring soft-close to your cabinets, Häfele has you covered.

For more information on cabinet opening solutions from Häfele, go to **[www.hafele.com/us](http://www.hafele.com/us)**.





# PURPOSEFULLY DESIGNED. CABINET MOTION LIKE NO OTHER.

Discover true design freedom with Häfele's Free family of flap fittings. Whether you have space limitations or a design vision like no other, flap fittings can work in any space or configuration.

These exceptional hardware solutions allow for a cabinet door to be lifted, tilted, swiveled or folded above the user. This unique action means the entire contents of your cabinet are fully available each and every time you open it. An added bonus is that even in narrow, galley-style kitchens activity never stops for a swinging cabinet door. Some versions can even open and close with the touch of a finger.

Equipped with feather-light movement, soft open and close, multi-position stop and push-to-open technology, Free flap fittings are an innovative and elegant addition to any kitchen project. Installers also love the products as most can be installed with one hand.

For more information on Free flap fittings from Häfele go to [www.hafele.com/us](http://www.hafele.com/us).





# WIZARDRY? NO. SMART? YES.

Being able to effortlessly include quality, efficient lighting into kitchen, bath, furniture and other projects has shifted from a “nice to have” to a “must have.” Luckily, Häfele has you and all your projects handled with our industry-leading plug and play solution: Loox.

Häfele is always thinking ahead, and with the addition of the Häfele Connect and its smart home capabilities, any current or future Loox lighting installation can be easily controlled by a Bluetooth enabled smartphone or tablet—a system like never before. And there’s even more innovation in the works.



See all of Häfele's bright ideas in lighting in the  
**Loox LED Lighting System** at [www.hafele.com/us](http://www.hafele.com/us).





# A LITTLE SOMETHING TO PULL YOU IN

The perfect length to grasp. The superb design to complement cabinets and drawers. The unique, one-of-a-kind finish. The tactile weight of perfectly formed metal in your hands. The way it's all set off from the cabinet finish. Designers and owners have—and very rightfully so—passionate attachments to decorative hardware. We do too.

And that's precisely why you'll want to include decorative hardware from Häfele in all your projects. Our curated offering is where aesthetics and craftsmanship have met to define trends and ensure that our latest, favorite decorative hardware collection becomes your latest, favorite decorative hardware collection.



Grab all the latest in decorative hardware in the **Decorative Catalog** at [www.hafele.com/us](http://www.hafele.com/us).









# NO ONE PUTS BLAH IN THE CORNER

Every cabinet—yes even the often overlooked blind corner—is an opportunity for storage greatness. How do we know this? Because we offer amazing solutions which bring the contents of a blind corner cabinet out to you for every design.

## CONTENTS

LEMANS .....	3-5
TWISTER .....	6
MAGIC CORNER I & II .....	7-12
REVOLVING CORNER FITTINGS .....	13-20



# LEMANS II

KESSEBÖHMER

- An efficient and flexible storage solution offering highly usable space with full access that brings cabinet contents out to you
- Height of door hinge must be considered
- Trays are height adjustable every 2"

*soft&silent*)))



## TRAYS WITH ADJUSTABLE POST

- Maximum weight capacity per tray: 55 lbs.
- Minimum door opening: 85°
- Internal cabinet height: min. 21 1/2"


**Material**

Melamine; Surround: Steel

**Supplied With**

2 Trays, 2 Posts, 2 Soft Close

*Non*  
**Slip**



Maple/Champagne



Maple/Chrome



White/Chrome



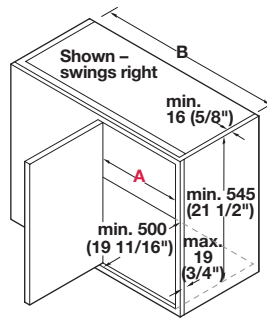
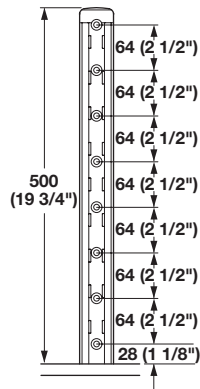
Gray/Chrome





Model	Tray Size	Capacity	Swing	Maple/Champagne	Maple/Chrome	White/Chrome	Gray/Chrome	SRP/set
40		574 sq. in.	right	541.32.440	541.32.140	541.32.740	541.32.840	\$600.00
40		574 sq. in.	left	541.32.441	541.32.141	541.32.741	541.32.841	\$600.00
45	15"	723 sq. in.	right	541.32.445	541.32.145	541.32.745	541.32.845	\$636.00
45	15"	723 sq. in.	left	541.32.446	541.32.146	541.32.746	541.32.846	\$636.00
50	18"	884 sq. in.	right	541.32.450	541.32.150	541.32.750	541.32.850	\$660.00
50	18"	884 sq. in.	left	541.32.451	541.32.151	541.32.751	541.32.851	\$660.00
60	21"	1,057 sq. in.	right	541.32.460	541.32.160	541.32.760	541.32.860	\$708.00
60	21"	1,057 sq. in.	left	541.32.461	541.32.161	541.32.761	541.32.861	\$708.00

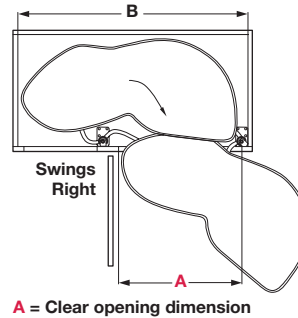


# LEMANS II

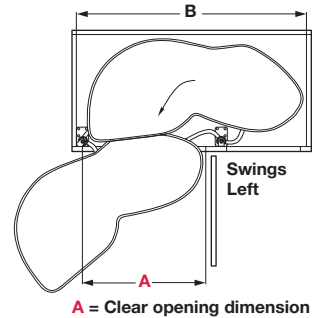
## CRITICAL DIMENSIONS



Model/Tray Shape	Framed A min.	Frameless A min.	B min.
40 	355 mm (14")	362 mm (14 1/4")	780 mm (30 3/4")
45 	410 mm (16 1/8")	419 mm (16 1/2")	820 mm (32 1/4")
50 	450 mm (17 3/4")	467 mm (18 3/8")	920 mm (36 1/4")
60 	540 mm (21 1/4")	565 mm (22 1/4")	965 mm (38")



A = Clear opening dimension



A = Clear opening dimension

## FILLER STRIP, OPTIONAL

- Please note required dimensions for when filler strips are needed
- W x D x H: 19 3/4" x 1 7/8" x 1/2"

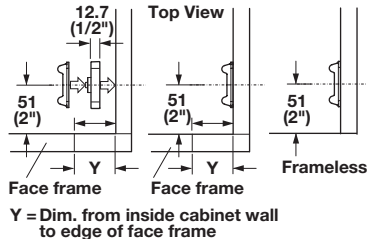
### Material

Plastic



### Use Filler Strip

Model	Y= 0-19 (3/4")	Y= 20-25 (13/16"-1")
40	1x	1x
45	1x	2x
50	—	1x
60	—	1x

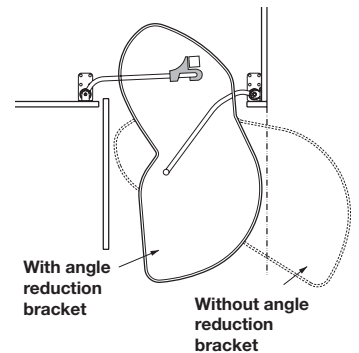


## ANGLE REDUCTION BRACKET

- Used to restrict travel of LeMans when opening path is obstructed

### Material

Plastic



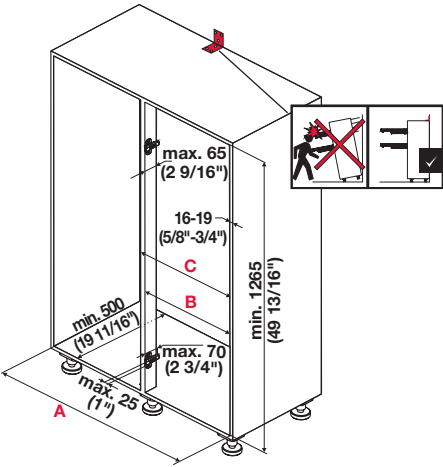
Color	Item No.	SRP/pc.
champagne	541.33.905	\$13.08

Color	Item No.	SRP/pc.
gray	541.32.506	\$24.00



# LEMANS II

KESSEBÖHMER



Model	A	B	C
45	min. 35 3/8"	16 3/16" – 16 1/2"	max. 17 3/4"
50	min. 39 3/8"	18 1/4" – 18 1/2"	max. 19 5/8"
60	min. 39 3/8"	22 1/16" – 22 3/8"	max. 23 5/8"



## HIGHBOARD POST KIT

- Min. inside cabinet height: 50"

### Material

Steel and Plastic

### Note

Order 2 LeMans II sets with the Post Kit.



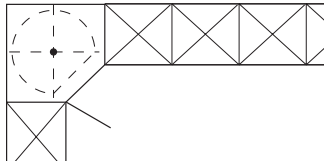
Finish	Item No.	SRP/pc.
champagne	541.30.473	\$94.00
white	541.30.773	\$94.00
silver	541.30.973	\$94.00



# TWISTER

KESSEBÖHMER

- The offset post allows for easy storage of larger items, unobstructed access and maximum upper corner storage
- Height adjustable post with adjustable shelves
- For use in upper or wall corner cabinets



Non  
Slip



## ARENA PLUS TWISTER SET

- Maximum weight capacity per shelf: 18 lbs.
- Diameter: 19 3/4"

### Material

Melamine; Surround and Post: Steel

### Supplied With

Shelves, Post, Mounting Hardware



Maple/Champagne



Maple/Chrome



White/Chrome

Height	Number of Shelves	Maple/Champagne	Maple/Chrome	White/Chrome	SRP/set
25 15/16" - 30 1/2"	2	542.91.812	542.91.112	542.92.212	\$523.20
32" - 36 1/2"	3	542.91.813	542.91.113	542.92.213	\$698.40
38" - 42 1/4"	3	542.91.814	542.91.114	542.92.214	\$698.40



# MAGIC CORNER I

PEKA

- A pull-out frame attached to the base cabinet door, the Magic Corner I brings contents out to you
- Minimum door opening: 15 5/8" by using basket 11 5/8" in front door position: 19 3/8" with 15 3/8" baskets in front
- Storage capacity:  
1,001 in² using 11 5/8" x 18 1/2" front and 15 3/8" x 18 1/2" back  
1,138 in² using 15 3/8" x 18 1/2" front and back
- Maximum weight capacity:  
Back: 20 lbs. per tray  
Front: 15 lbs. per tray
- Approximate door opening angle: 75°

*soft&silent*)))




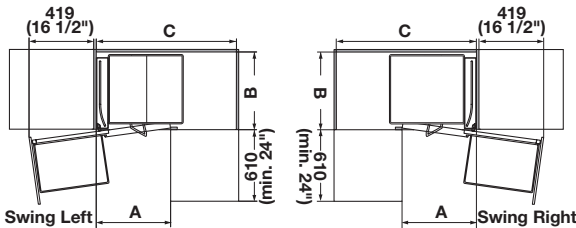
## MAGIC CORNER I FRAME

- Inside height: 20 5/8"

**Material**  
Steel, powder-coated; Slide: Steel

**Supplied With**  
Mounting template

**Note**  
Tray sets must be ordered separately, refer to pages 8 and 9.  
Mounting hardware is not included.



A	B	C	Swing	Champagne	Silver	SRP/pc.
15 5/8" – 23 5/8"	19 3/4"	38 3/8" – 43 7/8"	right	546.17.417	546.17.917	\$1,035.60
15 5/8" – 23 5/8"	19 3/4"	38 3/8" – 43 7/8"	left	546.17.408	546.17.908	\$1,035.60


# MAGIC CORNER I

## ARENA PLUS TRAYS

- W x H: 18 1/2" x 3 1/2"

### Material

Melamine; Surround: Steel, powder-coated



Maple/Champagne




Maple/Chrome



White/Chrome



Gray/Chrome



**Non Slip**

Color/Finish	Depth	Item No.	SRP/pc.
maple/chrome	11 5/8"	545.60.178	\$145.98
maple/chrome	15 3/8"	545.60.179	\$159.04
white/chrome	11 5/8"	545.60.278	\$134.00
white/chrome	15 3/8"	546.17.268	\$159.04
gray/chrome	11 5/8"	545.60.578	\$145.98
gray/chrome	15 3/8"	545.60.579	\$159.04

### Supplied With

1 Tray

Color/Finish	Depth	Item No.	SRP/set
maple/champagne	11 5/8"	546.60.478	\$289.80
maple/champagne	15 3/8"	546.60.479	\$320.40

### Supplied With

2 Trays



# MAGIC CORNER I

FINELINE™

11 5/8" BOX

- W x D x H: 18 1/2" x 11 5/8" x 2 13/16"

Supplied With  
1 Box



Material	Item No.	SRP/pc.
Birch	546.04.881	\$67.72
Walnut	546.04.781	\$121.88

15 3/8" BOX

- W x D x H: 18 1/2" x 15 3/8" x 2 13/16"

Supplied With  
1 Box



Material	Item No.	SRP/pc.
Birch	546.04.882	\$81.26
Walnut	546.04.782	\$142.20

BRACKET SET

Supplied With  
1 Bracket set (LH and RH)  
4 Stainless Steel barrel nuts



Material/Finish	For 11 5/8" Box	SRP/set	For 15 3/8" Box	SRP/set
Steel/silver	546.04.901	\$52.00	546.04.902	\$52.00
Steel/champagne	546.04.801	\$52.00	546.04.802	\$52.00
304 Stainless Steel/brushed	546.04.001	\$66.00	546.04.002	\$66.00

# MAGIC CORNER II

## PEKA

- Simple, fluid motions bring the Magic Corner II storage trays completely out and to you
- Requires minimum door opening of 20 1/2" and additional clearance for door hinge
- Front baskets pull out and swivel to a 90° open position while back baskets are simultaneously moved to the cabinet opening
- Back baskets slide forward individually providing total access
- Storage capacity: 1,138 in<sup>2</sup>
- Maximum load: Back: 17 lbs. per tray  
Front: 22 lbs. per tray

*soft&silent* )))



## MAGIC CORNER II FRAME

- Inside height: 21 7/8"

### Material


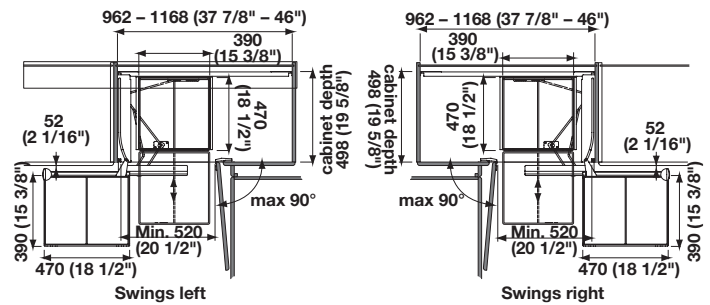
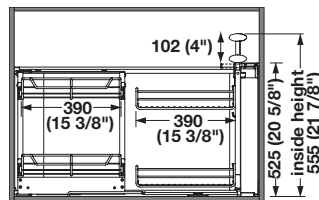
Steel, powder-coated

### Supplied With

Mounting instructions

### Note

Tray sets must be ordered separately, refer to pages 11 and 12.



Finish	Swing	Item No.	SRP/pc.
champagne	right	548.10.440	\$1,122.80
champagne	left	548.10.441	\$1,122.80
silver	right	548.10.240	\$1,122.80
silver	left	548.10.241	\$1,122.80



# MAGIC CORNER II

## ARENA PLUS TRAY SET


- Tray dimensions: Front: 15 3/8" x 18 1/2" x 3 1/2"  
Back: 15 3/8" x 18 1/2" x 4"

### Material


Melamine; Surround: Steel

### Supplied With


4 Trays




Maple/Champagne




Maple/Chrome



White/Chrome



Gray/Chrome



Color/Finish	Item No.	SRP/set
maple/champagne	548.11.466	\$690.00
maple/chrome	548.11.266	\$690.00
white/chrome	548.11.264	\$690.00
gray/chrome	548.11.566	\$690.00

## MAGIC CORNER II TRAVERSE SET


- Required when using Fineline™ boxes for Magic Corner II

### Material

Steel

### Supplied With

1 set



Finish	Item No.	SRP/set
silver	548.10.290	\$98.12
champagne	548.10.890	\$117.74

# MAGIC CORNER II

FINELINE™

## 15 3/8" BOX

- W x D x H: 18 1/2" x 15 3/8" x 2 13/16"

**Supplied With**  
1 Box




Material	Item No.	SRP/pc.
Birch	546.04.882	\$81.26
Walnut	546.04.782	\$142.20

## BRACKET SET, FOR 15 3/8" BOX

### Supplied With

- 1 Bracket set (LH and RH)
- 4 Stainless Steel barrel nuts



Material/Finish	Item No.	SRP/set
Steel/silver	546.04.902	\$52.00
Steel/champagne	546.04.802	\$52.00
304 Stainless Steel/brushed	546.04.002	\$66.00

## 18 1/2" REAR BOX

- W x D x H: 15 3/8" x 18 1/2" x 2 13/16"

**Supplied With**  
1 Box



Material	Item No.	SRP/pc.
Birch	546.04.890	\$81.26
Walnut	546.04.790	\$142.20

## BRACKET SET, FOR 18 1/2" REAR BOX

### Supplied With

- 1 Bracket set (LH and RH)
- 4 Stainless Steel barrel nuts

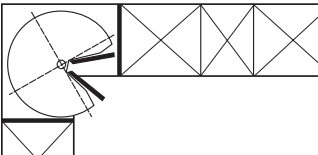


Material/Finish	Item No.	SRP/set
Steel/silver	546.04.900	\$52.00
Steel/champagne	546.04.800	\$52.00
304 Stainless Steel/brushed	546.04.000	\$66.00



# SUZIE-Q

- A classic revolving design with a twist, these shelves offer ample storage and close on their own
- For frame & frameless construction
- For front mounted, internally revolving doors
- Three dimensional adjustment +/- 4 mm each direction
- Door mounting for slab, panel and framed doors with a frame width minimum of 1 5/8"



SUZIE-Q®

*soft&silent* )))



## FOLDING/REVOLVING FITTING

- For corner unit 36" x 36" and door opening 12" x 12"
- Post with pre-installed folding assembly
- Upper post bearing
- 2 door mounting plate sets
- Height: 25" – 35"

**Material**

Steel, powder-coated

**Supplied With**

Mounting instructions

**Note**

Please note that the cabinet bottom must be positioned lower if the door height is to match adjacent cabinetry. Shelves must be ordered separately, refer to opposite page.



Version	Finish	Item No.	SRP/pc.
Frameless	champagne	541.39.422	\$526.00
Face Frame Overlay	champagne	541.39.421	\$464.00
Face Frame Inset	champagne	541.39.420	\$464.00
Frameless	white	541.39.722	\$526.00
Face Frame Overlay	white	541.39.721	\$464.00
Face Frame Inset	white	541.39.720	\$464.00

# SUZIE-Q

## ARENA PLUS THREE QUARTER ROUND SHELF

- For corner base units: 36" x 36"
- Diameter: 31 7/8"

### Material



Melamine; Surround: Steel

### Supplied With

2 Shelves

### Note

Mounts with supplied wedge.



Color/Finish	Item No.	SRP/pc.
maple/champagne	541.46.997	\$500.00
maple/chrome	541.46.197	\$536.00
white/chrome	541.46.297	\$536.00
gray/chrome	541.46.597	\$536.00

## DOOR STOP WITH BUMPER

- Use with revolving kitchen corner units such as Häfele's Suzie-Q®
- Inset doors when self-closing concealed hinges are used
- Various inset door applications

### Material

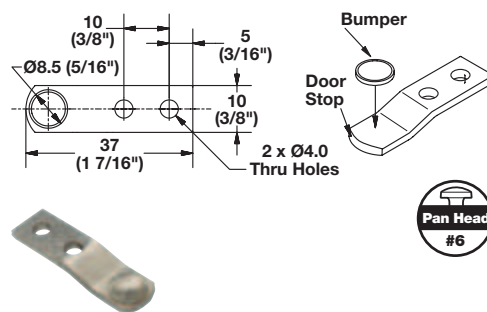
Bracket: Steel; Bumper: Polyurethane

### Supplied With

48 Brackets and bumpers in a polybag

### Note

Bumpers are not applied, screws must be ordered separately.



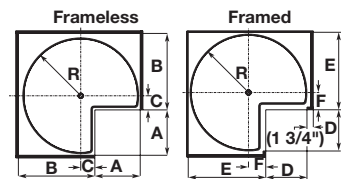
Finish	Item No.	SRP/pkg.
nickel-plated	251.79.600	\$20.18



# REVOLVING THREE-QUARTER

KESSEBÖHMER

- Perfect for both framed and frameless cabinet designs, the Revolving Three-Quarter maximizes storage space in style
- Works with overlay and inset doors
- Shelves should be positioned above or below door hinges
- Post mounted



Ø	R	A	B	C	D	E	F
28"	14"	11 9/16"	17 1/2"	2 15/16"	10 9/16"	18 1/4"	3 11/16"
32"	16 1/8"	12 5/8"	20 3/4"	4"	11 3/8"	21 1/2"	4 3/4"



## ARENA PLUS SHELF SET

### Material

Melamine; Surround: Steel

### Note

Use with posts on opposite page.

### Supplied With

2 Shelves




Maple/Champagne



Maple/Chrome



White/Chrome



Diameter	Maple/Champagne	Maple/Chrome	White/Chrome	SRP/set
28"	541.11.812	541.11.112	541.11.212	\$492.00
32"	541.11.813	541.11.113	541.11.213	\$492.00

# REVOLVING THREE-QUARTER

## CENTER POST

- Height adjustable: 25 13/16" to 29 1/4"
- Must be mounted to top and bottom shelf of cabinet

### Material

Steel



Finish	Item No.	SRP/pc.
matt nickel	541.17.226	\$58.00
chrome	541.17.227	\$58.00

## TRIPOD POST

- With stand for cabinet bottom mounting
- Can be retrofitted in a 36" corner cabinet
- Internal height min.: 18 13/16"

### Material

Post: Steel, plated; Bearing: Plastic



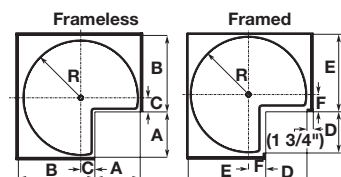
Finish	Item No.	SRP/pc.
matt nickel	541.56.891	\$70.00
chrome	541.46.291	\$70.00



# SUPER SUSAN

## KESSEBÖHMER

- Two shelves unobstructed by hardware are a convenient addition to any kitchen looking to maximize base cabinet storage potential
- Bearing is pre-mounted and comes ready to install
- Shelf mounted
- Entire floor space of shelf can be used
- For use behind hinged doors



Ø	R	A	B	C	D	E	F
28"	14"	11 9/16"	17 1/2"	2 15/16"	10 9/16"	18 1/4"	3 11/16"
32"	16 1/8"	12 10/16"	20 3/4"	4"	11 3/8"	21 1/2"	4 3/4"



## ARENA PLUS SHELF SET

### Material

Melamine; Surround: Steel

### Supplied With

2 Shelves

### Note

The 28" version will fit in a 33" pie-cut corner cabinet.  
The 32" version will fit in a 36" pie-cut corner cabinet.

Non Slip



Maple/Chrome



Maple/Champagne



White/Chrome



Gray/Chrome



Diameter	Color/Finish	Item No.	SRP/set
28"	maple/champagne	541.11.852	\$624.00
28"	maple/chrome	541.11.152	\$684.00
28"	white/chrome	541.11.252	\$684.00
32"	maple/champagne	541.11.853	\$624.00
32"	maple/chrome	541.11.153	\$684.00
32"	white/chrome	541.11.253	\$684.00
32"	gray/chrome	541.11.263	\$684.00

# REVOLVING SHELVES

- Functional, efficient storage in traditional, durable wood features 360° rotation for easy access
- Shelf height can be adjusted to clear door hinges
- Height: 26"-32"



## FULL ROUND SHELF

- Pole mounted

### Material

Birch

### Supplied With

2 Shelves, Pole



Diameter	Item No.	SRP/set
18"	542.58.151	\$228.00
20"	542.58.154	\$264.00
24"	542.58.155	\$306.00
28"	542.58.152	\$330.00

## KIDNEY SHELF

- Pole mounted

### Material

Birch

### Supplied With

2 Shelves, Pole



Diameter	Item No.	SRP/set
24"	542.58.135	\$306.00
28"	542.58.132	\$330.00
32"	542.58.133	\$342.00

## FULL ROUND SHELF

- Shelf mounted

### Material

Birch



Diameter	Item No.	SRP/pc.
18"	542.58.141	\$90.00
20"	542.58.144	\$126.00
24"	542.58.145	\$138.00
28"	542.58.142	\$138.00

## KIDNEY SHELF

- Shelf mounted

### Material

Birch



Diameter	Item No.	SRP/pc.
24"	542.58.125	\$132.00
28"	542.58.122	\$144.00
32"	542.58.123	\$156.00



# LAZY SUSANS

- An update to the classic design, these Lazy Susans come in an array of sizes and styles to best fit your storage needs
- For revolving doors
- Tested to 100,000 cycles
- Inside tray rim height: 1 1/8"
- Weight capacity per shelf: 18" – 28 lbs.  
24" – 50 lbs.  
28" – 70 lbs.  
32" – 95 lbs.



## PIE-CUT SHELF SET

- Trays attach to the revolving door
- Telescopic post for 26" – 32" inside cabinet heights

### Material

Polypropylene; Color: white  
Post: Steel; Finish: chrome

### Supplied With

2 Shelves, Post



Diameter	Item No.	SRP/set
18"	542.94.751	\$75.00
24"	542.94.752	\$81.00
28"	542.94.754	\$93.00

## KIDNEY SHELF SET

- For use behind pie-cut hinged doors
- Telescopic post for 26" – 32" inside cabinet heights

### Material

Polypropylene  
Post: Steel; Finish: chrome

### Supplied With

2 Shelves, Post



Diameter	White	Almond	SRP/set
18"	542.94.701	-	\$69.00
24"	542.94.703	542.94.402	\$75.00
28"	542.94.704	-	\$81.00
32"	542.94.705	542.94.405	\$111.00

## KIDNEY SHELF SET

- For use behind pie-cut hinged doors
- Telescopic post for 34" – 42" inside cabinet heights

### Material

Polypropylene; Color: white  
Post: Steel; Finish: chrome

### Supplied With

3 Shelves, Post



Diameter	Item No.	SRP/set
18"	542.94.711	\$87.00

# LAZY SUSANS

- For hinged door applications
- Tested to 100,000 cycles
- Inside shelf rim height of 1 1/8"
- Weight capacity per shelf: 18" – 28 lbs.  
24" – 50 lbs.  
28" – 70 lbs.  
32" – 95 lbs.



## FULL ROUND SHELF SET

- Telescopic post fits inside cabinet heights 26" – 32"

### Material

Polypropylene; Post: Steel; Finish: chrome

### Supplied With

2 Shelves, Post



Diameter	White	Almond	SRP/set
18"	542.96.701	542.96.401	\$57.00
24"	542.96.702	-	\$75.00
28"	542.96.704	-	\$93.00
32"	542.96.705	542.96.405	\$135.00

## FULL ROUND SHELF SET

- Telescopic post fits inside cabinet heights 34" – 42"

### Material

Polypropylene; Color: white

Post: Steel; Finish: chrome

### Supplied With

3 Shelves, Post



Diameter	Item No.	SRP/set
18"	542.96.711	\$123.00







# IT ALL HAS TO GO SOMEWHERE

Trash and waste happen. Knowing the right solutions to properly deal with them is key. Whether it's trash, recycling, future compost or anything else, Häfele has options to fit all designs and needs.

## CONTENTS

SIDE MOUNT WASTE BINS .....	23-26
BOTTOM MOUNT WASTE BINS .....	27-43
TOP MOUNT WASTE BINS .....	44-46
WOOD FRAME BOTTOM MOUNT .....	47-48
RECYCLING, DOOR MOUNTED & FREE-STANDING WASTE BINS .....	49-53
LAUNDRY HAMPER & ORGANIZATION .....	54-60

# US CARGO

## HAILO

- A sleek and functional addition to any kitchen, the US Cargo hides your waste bin behind a base cabinet door
- Easy to install clip-on frame; side wall mounted
- Sturdy metal lid, suitable as shelf
- Smaller bin for bio-bin, dog/cat food, or plastic bags (US Cargo 15 and 18 only)
- 130,000 cycle tested
- Full extension slides with overtravel
- Weight capacity: 120 lbs.




## US CARGO 15

- Inside cabinet dimensions W x H x D: 13 1/2" - 14 1/16" x 21" x 22 5/8"
- Min. inside face frame clearance: 12"
- Capacity: 1 x 44.4 qts.; 1 x 9 qts.

### Material

Steel, powder-coated; Bins: Plastic



Version	Frame/Bins	Item No.	SRP/pc.
with soft close	champagne/light gray	502.74.812	\$614.80
without soft close	silver/light gray	502.74.212	\$566.00
with soft close	silver/light gray	502.74.222	\$566.00

## US CARGO 18

- With soft close
- Inside cabinet dimensions W x H x D: 16 1/4" - 16 3/4" x 21" x 22 5/8"
- Min. inside face frame clearance: 14 3/4"
- Capacity: 1 x 44.4 qts.; 1 x 7.4 qts.

### Material

Steel, powder-coated; Bins: Plastic



Frame/Bins	Item No.	SRP/pc.
champagne/light gray	502.74.813	\$643.20
silver/light gray	502.74.571	\$643.20



# US CARGO

## US CARGO 21

- Inside cabinet dimensions W x H x D: 19 1/2" - 20 1/16" x 21" x 22 3/4"
- Min. inside face frame clearance: 18"
- Capacity: 2 x 44.4 qts. (88.8 qts.)

### Material

Steel, powder-coated; Bins: Plastic



Version	Frame/Bins	Item No.	SRP/pc.
with soft close	champagne/light gray	502.74.852	\$667.00
without soft close	silver/light gray	502.74.252	\$614.00
with soft close; reduced depth version 22 5/8"	silver/light gray	502.74.573	\$667.00

## REPLACEMENT BIN

### Material

Plastic; Color: light gray



Capacity	Item No.	SRP/pc.
7.4 qts.	502.70.980	\$24.00
9 qts.	502.70.930	\$24.00
44.4 qts.	502.74.900	\$72.00

## DOOR OPENER, FOR US CARGO


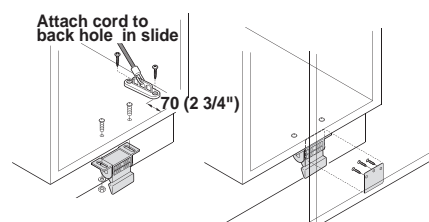
- Mounted to pull-out door for frameless cabinets
- For silver US Cargo 15 and 21 only; not for use with soft close

### Material

Pedal: Plastic; Strike: Steel, enameled

### Supplied With

Mounting hardware



Color/Finish	Item No.	SRP/pc.
black/silver	502.15.250	\$95.60

# EURO CARGO

HAILO

- Sturdy metal lid, suitable as shelf
- With telescopic over extension ball bearing slides with soft close
- 100,000 cycle tested
- Weight capacity: 110 lbs.

*soft&silent*)))



## EURO CARGO 30 S

- Inside cabinet dimensions:  
W x D x H: 10 5/16" – 10 9/16" x 17 1/2" x 17 9/16"

**Material**

Steel, powder-coated; Bins: Plastic



Version	Frame/Bins	Capacity	Item No.	SRP/pc.
Single bin	silver gray/light gray	31.7 qts.	502.73.900	\$512.80
Double bin	silver gray/light gray	2 x 13.7 qts.	502.73.903	\$490.00

## EURO CARGO 45

- Inside cabinet dimensions:  
W x D x H: 16 1/4" – 16 1/2" x 20 13/16" x 21 7/16"
- Capacity: 2 x 40.15 qts. (80.3 qts.)

**Material**

Steel, powder-coated; Bins: Plastic



Frame/Bins	Item No.	SRP/pc.
silver gray/light gray	503.70.922	\$617.00

# EURO CARGO

## EURO CARGO 60

- Inside cabinet dimensions:  
W x D x H:  
22 1/8" – 22 3/8" x  
20 13/16" x 21 7/16"
- Capacity: 2 x 40.15 qts.  
(80.3 qts.); 1 x 12.6 qts.  
and 1 x 2.6 qts.

### Material

Steel, powder-coated; Bins: Plastic



Frame/Bins	Item No.	SRP/pc.
silver gray/light gray	503.70.945	\$641.00

## REPLACEMENT BIN

### Material


Plastic; Color: light gray



Capacity	Item No.	SRP/pc.
2.6 qts.	503.70.990	\$12.00
12.6 qts.	503.70.991	\$18.00
31.7 qts.	502.73.991	\$51.00
40.15 qts.	502.73.992	\$60.00

## LIBERO 2.0

- For base cabinets from 12" to 48" wide
- Put your foot under the sensor and lift to activate the unit
- Mounts in the front section of the bottom panel
- Low voltage device, 5v input, with Micro-USB socket



## HANDS FREE DOOR OPENER


- Consumption: <10w, Standby: <1w
- Power supply: 110v – 230v with 6 ft. power cable
- Splash-proof according to IP 21
- Settings and adjustments available on the Hailo App for Android and IOS

### Material

Plastic

### Supplied With

Opener  
Wall plug  
6 ft. cable  
Mounting screws



Color	Item No.	SRP/pc.
light gray	502.15.115	\$390.00

## REMOTE CONTROL, OPTIONAL

- Recommended for face frame cabinet applications
- Pairing function makes it easy to connect to the opener
- Range: 11 yards
- Deep sleep technology extends battery life
- Power supply: 2 – AAA batteries

### Material

Plastic

### Supplied With

Remote Control  
2-AAA batteries



Color	Item No.	SRP/pc.
light gray	502.15.116	\$70.00



# WASTE BINS

KESSEBÖHMER

- Bottom mount with soft close
- A simple, flexible design which leaves room for multiple waste bins, cleaning supplies or other storage needs
- Quick installation with drilling template for floor and door
- Easy front adjustment in all directions
- For cabinets with overlay or inset doors
- Weight capacity: 100 lbs.

*soft&silent)))*



## FRAME WITH SINGLE WASTE BIN

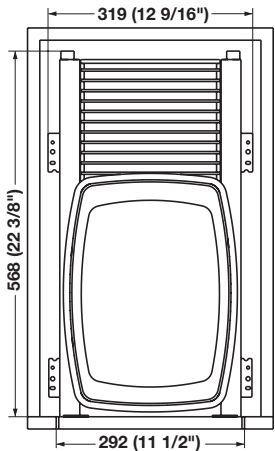
- Minimum height of opening: 36 qts. - 19 1/4"  
52 qts. - 24"
- Minimum width of opening: Face frame: 11 1/2"  
Frameless: 12 9/16"
- Actual width of sliding unit: 11 1/8"
- W x D x H: 11 1/2" x 22 3/8" x 10"

**Material**

Steel, powder-coated; Bin: Plastic

**Note**

Bulk pack supplied with 16 pcs. Order bins separately.




Finish/Color	36 Qts.	SRP/pc.	52 Qts.	SRP/pc.	Bulk	SRP/pc.
champagne/champagne	502.56.820	\$252.00	502.56.822	\$264.00	502.56.830	\$189.60
silver/gray	502.56.920	\$252.00	502.56.922	\$264.00	502.56.930	\$189.60
chrome/white	502.56.220	\$276.00	502.56.222	\$288.00	502.56.230	\$213.60

## PUSH TO OPEN KIT

- Mechanical operation – no need for electricity
- No change to pull-out installation required
- Easy to retrofit with Kesseböhmer V-Rail pull-out
- Can be operated with or without door handles

**Material**

Steel



Finish	Item No.	SRP/pc.
silver	502.56.998	\$213.60
champagne	502.56.999	\$213.60

# WASTE BINS

## FRAME WITH DOUBLE WASTE BIN

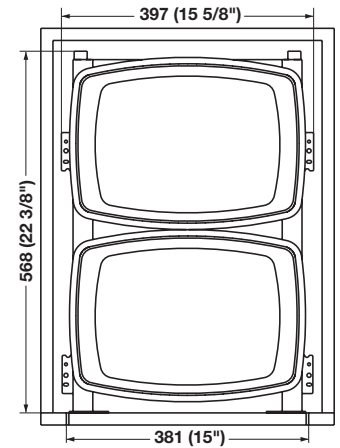
- Minimum height of opening: 36 qts. - 19 1/4"  
52 qts. - 24"
- Minimum width of opening: Face frame: 15"  
Frameless: 15 5/8"
- Actual width of sliding unit: 14 5/8"
- W x D x H: 14" x 22 3/8" x 10"

### Material

Steel, powder-coated; Bins: Plastic

### Note

Bulk pack supplied with 16 pcs. Order bins separately.



Frame/Bins	2 x 36 Qts.	SRP/pc.	2 x 52 Qts.	SRP/pc.	Bulk/Frame Only	SRP/pc.
champagne/ champagne	502.56.841	\$252.00	502.56.842	\$264.00	502.56.850	\$165.60
silver/gray	502.56.941	\$252.00	502.56.942	\$264.00	502.56.950	\$165.60
chrome/white	502.56.241	\$276.00	502.56.242	\$288.00	502.56.250	\$189.60

## REPLACEMENT WASTE BIN

- W x D x H: 36 qts. - 14" x 10 1/2" x 18"  
52 qts. - 14" x 10 1/2" x 22"

### Material

Plastic



Color	36 Qts.	SRP/pc.	52 Qts.	SRP/pc.
champagne	503.88.121	\$18.00	503.88.124	\$24.00
white	503.88.721	\$18.00	503.88.724	\$24.00
gray	503.88.521	\$18.00	503.88.524	\$24.00

## WASTE BIN LIDS


- Helps trap odors in the waste bin
- L x W x H: 14 3/16" x 10 13/16" x 1 3/8"

### Material

Plastic

### Note

Can be used with 36 qt. or 52 qt. waste bins.  
Recommended to use one lid per waste pull-out  
(on the front bin in double bin applications).



Color	Item No.	SRP/pc.
champagne	503.88.189	\$20.00
white	503.88.789	\$20.00
gray	503.88.589	\$20.00

# HÄFELE MATRIX

- Bottom mount
- Efficient recycling & waste solution with a single bin and rear storage compartment or double bins
- Double wall steel frame system provides heavy duty structure and a stylish design
- Unit comes pre-assembled
- Designed for face frame or frameless cabinets
- 6-way door front adjustment
- Full extension progressive action runners with soft close
- Quick mounting, bottom bracket rests against back of face frame (3/4" from front edge)
- Weight capacity: 110 lbs.

*soft&silent)))*



## SINGLE AND DOUBLE BIN UNITS

- Minimum opening width: 12" - Face Frame  
12 3/4" - Frameless  
13 1/2" - With door brackets reversed for full overlay 5 piece doors
- Minimum height of opening: 36 and 27 qts. - 19 1/4"  
52 qts. - 24"
- Minimum inside depth: 21 13/16"

### Material

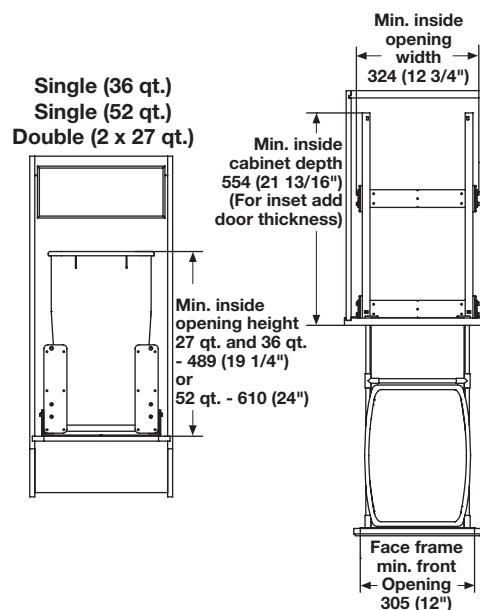
Steel, Particle Board; Bins: Plastic

### Supplied With

Mounting screws, Mounting instructions

### Note

Add your door thickness for inset applications.



Frame	Bottom and Back	Bin	Single (36 Qts.)	SRP/pc.	Bin	Double (2 x 27 Qts.)	SRP/pc.	Single (52 Qts.)	SRP/pc.
white	white melamine	white	503.15.721	\$252.00	white	503.15.731	\$264.00	503.15.723	\$262.00
anthracite	black melamine	gray	503.15.221	\$252.00	white	503.15.231	\$264.00	503.15.223	\$262.00
champagne	maple melamine	champagne	503.15.821	\$252.00	white	503.15.831	\$264.00	503.15.823	\$262.00



# HÄFELE MATRIX

## DOUBLE BIN UNIT

- Minimum opening width: 14 3/4" - Face Frame  
15 1/2" - Frameless  
16 1/4" - With door brackets  
reversed for full overlay 5 piece doors
- Minimum height of opening: 36 qts. - 19 1/4"  
52 qts. - 24"
- Minimum inside depth: 21 13/16"

### Material

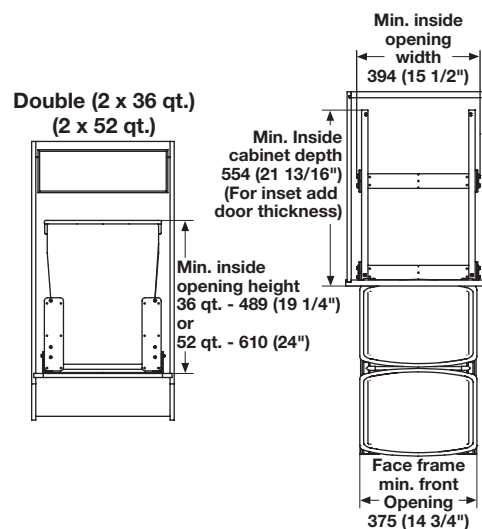
Steel, Particle Board; Bins: Plastic

### Supplied With

Mounting screws, Mounting instructions

### Note

Add your door thickness for inset applications.



Frame	Bottom and Back	Bins	2 x 36 Qts.	SRP/pc.	2 x 52 Qts.	SRP/pc.
white	white melamine	white	503.15.722	\$264.00	503.15.724	\$286.00
anthracite	black melamine	gray	503.15.222	\$264.00	503.15.224	\$286.00
champagne	maple melamine	champagne	503.15.822	\$264.00	503.15.824	\$286.00

## WASTE BIN LIDS


- Helps trap odors in the waste bin
- L x W x H: 14 3/16" x 10 13/16" x 1 3/8"

### Material

Plastic

### Note


Can be used with 36 qt. or 52 qt. waste bins.  
Recommended to use one lid per waste pull-out  
(on the front bin in double bin applications).



Color	Item No.	SRP/pc.
champagne	503.88.189	\$20.00
white	503.88.789	\$20.00
gray	503.88.589	\$20.00

## ELECTRONIC WASTE BIN AUTO OPEN KIT

- Surface mounts to the cabinet floor
- Waste bin pull-out must be ordered separately



	Item No.	SRP/pc.
	553.00.430	\$420.00

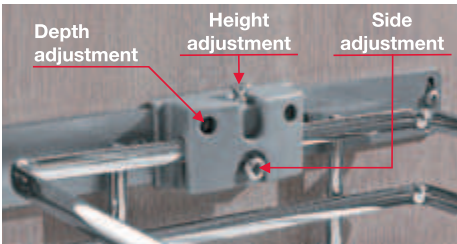
# WASTE BINS

SALICE

- Bottom or side mounted
- Fully adjustable for depth and height, these heavy duty waste receptacles come in a variety of configurations
- Full extension slides with soft close
- Easy installation with 4 screws
- Waste bins feature integrated handles for easy removal
- Door mount brackets and clip handle included
- Weight capacity: 75 lbs.



*soft&silent)))*



Door mount bracket patented system features 3 way adjustability for alignment of the cabinet door:  
Height: +/-2 mm, Side: +/-3 mm, Depth: +/-4 mm

- Easy installation with 2 screws
- Suitable for standard and five piece doors
- Adjustment via #2 pozi driver

## SINGLE BIN UNIT

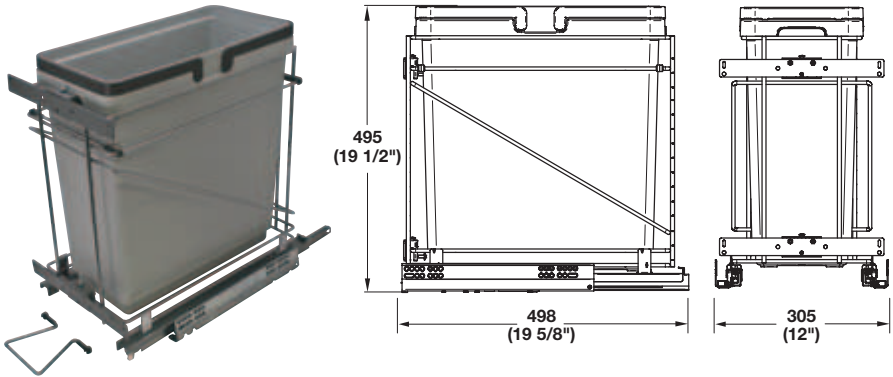
- For 12" opening
- W x D x H: 12" x 19 5/8" x 19 1/2"
- Capacity: 35 qts.

**Material**

Steel; Bin: Plastic

**Supplied With**

Mounting screws, Mounting instructions



Frame/Bin	Salice No.	Item No.	SRP/pc.
chrome/silver	QPAM12135C	503.00.520	\$198.00

# WASTE BINS

## DOUBLE BIN UNIT

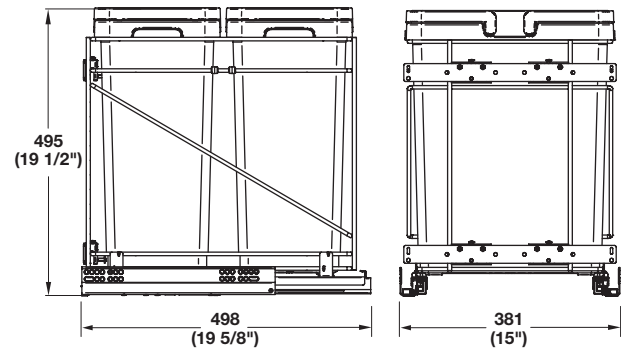
- For 15" opening
- W x D x H: 15" x 19 5/8" x 19 1/2"
- Capacity: 2 x 32 qts. (64 qts.)

### Material

Steel; Bins: Plastic

### Supplied With

Mounting screws, Mounting instructions



Frame/Bins	Salice No.	Item No.	SRP/pc.
chrome/silver	QPAM15228C	503.00.521	\$270.00

## DOUBLE BIN UNIT

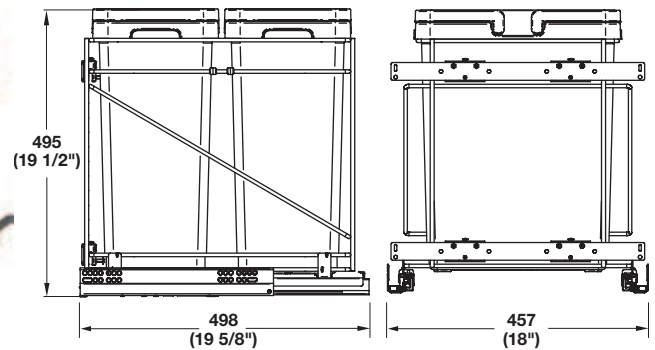
- For 18" opening
- W x D x H: 18" x 19 5/8" x 19 1/2"
- Capacity: 2 x 32 qts. (64 qts.)

### Material

Steel; Bins: Plastic

### Supplied With

Mounting screws, Mounting instructions



Frame/Bins	Salice No.	Item No.	SRP/pc.
chrome/silver	QPAM18228C	503.00.522	\$270.00

## DOUBLE BIN UNIT

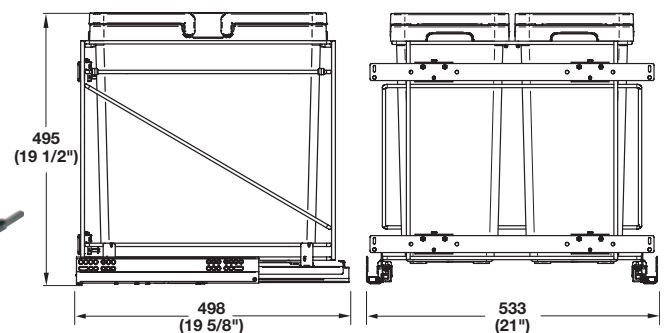
- For 21" opening
- W x D x H: 21" x 19 5/8" x 19 1/2"
- Capacity: 2 x 35 qts. (70 qts.)

### Material

Steel; Bins: Plastic

### Supplied With

Mounting screws, Mounting instructions



Frame/Bins	Salice No.	Item No.	SRP/pc.
chrome/silver	QPAM21235C	503.00.523	\$318.00



# USC WASTE BINS

KV

- Bottom mount
- Simple design in two finishes to complement any kitchen design
- Quick installation with drilling template for floor and door
- Heavy duty, under mount slide with soft close
- Installs in minutes with self-aligning brackets and four screws
- Aluminum side rails provide stability while concealing slide hardware
- Unique, washable, solid backsplash and floor
- Decorative rail accents can be customized to match countertops or cabinetry
- Door brackets are reversible to adapt from standard width opening up to door sizes 3" wider
- Weight capacity: 100 lbs.

**Note**  
If using lid, add 3/4" to height.  
Lids, replacement bins and door mount brackets, refer to page 39.

*soft&silent*)))



## SINGLE BIN UNIT

- W x D: 11 13/16" x 22 7/16"

**Material**  
Aluminum; Bin: Plastic



Finish	Height	Capacity	KV No.	Item No.	SRP/pc.
frosted nickel	19 3/16"	35 qts.	USC12-1-35PT	503.11.503	\$348.00
white	19 3/16"	35 qts.	USC12-1-35WH	503.11.703	\$336.00
frosted nickel	23 1/4"	50 qts.	USC12-1-50PT	503.11.513	\$360.00
white	23 1/4"	50 qts.	USC12-1-50WH	503.11.713	\$348.00

# USC WASTE BINS

## DOUBLE BIN UNIT

- W × D × H: 14 13/16" × 22 7/16" × 19 3/16"
- Capacity: 2 × 35 qts. (70 qts.)

### Material

Aluminum; Bins: Plastic



Finish	KV No.	Item No.	SRP/pc.
frosted nickel	USC15-2-35PT	503.11.527	\$360.00
white	USC15-2-35WH	503.11.727	\$360.00

## DOUBLE BIN UNIT

- W × D × H: 15 3/8" × 22 7/16" × 23 1/4"
- Capacity: 2 × 50 qts. (100 qts.)

### Material

Aluminum; Bins: Plastic



Finish	KV No.	Item No.	SRP/pc.
frosted nickel	USC18-2-50PT	503.13.533	\$402.00
white	USC18-2-50WH	503.13.733	\$402.00

# SCB WASTE BINS

KV

- Bottom mount
- Easy to install and easy to use with multiple configurations to meet your needs
- Quick installation with drilling template for floor and door
- Heavy duty, full extension, 1" overtravel ball bearing slides with soft close
- Weight capacity: 100 lbs.

## Note

If using lid, add 3/4" to height.

Lids, replacement bins and door mount brackets, refer to page 39.

*soft&silent)))*



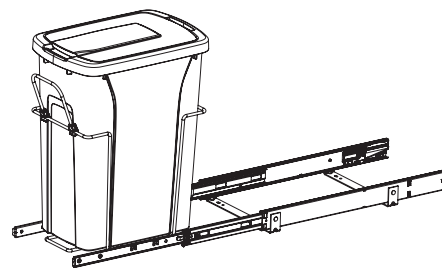
## SINGLE BIN UNIT

### Material

Steel; Bin: Plastic

### Supplied With

Handle



Finish	W x H x D	Capacity	KV No.	Item No.	SRP/pc.
frosted nickel	8 3/8" x 17 5/16" x 20 1/8"	20 qts.	SCB9-1-20PT	503.13.540	\$144.00
white	8 3/8" x 17 5/16" x 20 1/8"	20 qts.	SCB9-1-20WH	503.13.740	\$144.00
frosted nickel	9 5/8" x 18 13/16" x 20 1/8"	35 qts.	SCB10-1-35PT	503.13.541	\$174.00
white	9 5/8" x 18 13/16" x 20 1/8"	35 qts.	SCB10-1-35WH	503.13.741	\$174.00
frosted nickel	11 3/8" x 22 7/8" x 20 1/8"	50 qts.	SCB12-1-50PT	503.13.544	\$186.00
white	11 3/8" x 22 7/8" x 20 1/8"	50 qts.	SCB12-1-50WH	503.13.744	\$186.00
frosted nickel	14 3/8" x 17 5/16" x 16"	20 qts.	SCB15-1-20PT	503.13.547	\$174.00
white	14 3/8" x 17 5/16" x 16"	20 qts.	SCB15-1-20WH	503.13.747	\$174.00



# SCB WASTE BINS

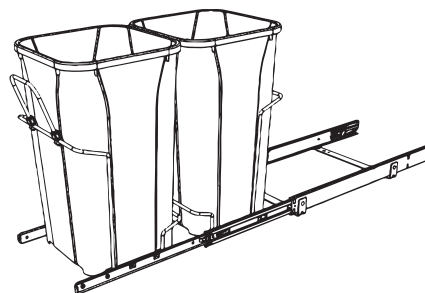
## DOUBLE BIN UNIT

### Material

Steel; Bins: Plastic

### Supplied With

Handle



Finish	W x H x D	Capacity	KV No.	Item No.	SRP/pc.
frosted nickel	11 3/8" x 18 3/4" x 22 7/16"	2 x 27 qts. (54 qts.)	SCB12-2-27PT	503.13.554	\$228.00
white	11 3/8" x 18 3/4" x 22 7/16"	2 x 27 qts. (54 qts.)	SCB12-2-27WH	503.13.754	\$228.00
frosted nickel	14 3/8" x 17 5/16" x 20 1/8"	2 x 20 qts. (40 qts.)	SCB15-2-20PT	503.13.557	\$210.00
white	14 3/8" x 17 5/16" x 20 1/8"	2 x 20 qts. (40 qts.)	SCB15-2-20WH	503.13.757	\$210.00
frosted nickel	14 3/8" x 18 13/16" x 22"	2 x 35 qts. (70 qts.)	SCB15-2-35PT	503.13.558	\$228.00
white	14 3/8" x 18 13/16" x 22"	2 x 35 qts. (70 qts.)	SCB15-2-35WH	503.13.758	\$228.00

## TRIPLE BIN UNIT

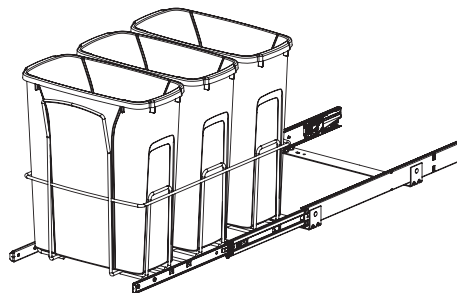
- W x D x H: 14 3/8" x 17 9/16" x 22"
- Capacity: 3 x 20 qts. (60 qts.)

### Material

Steel; Bins: Plastic

### Supplied With

Handle



Finish	KV No.	Item No.	SRP/pc.
frosted nickel	SCB15-3-20PT	503.13.566	\$240.00
white	SCB15-3-20WH	503.13.766	\$240.00

## FOUR BIN UNIT

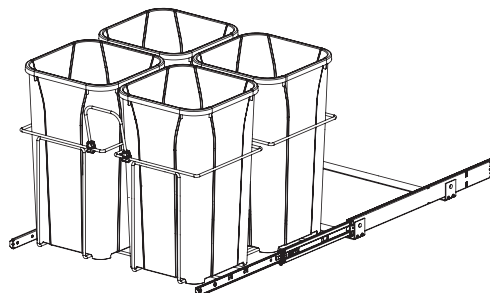
- W x D x H: 23 3/8" x 19" x 22"
- Capacity: 4 x 27 qts. (108 qts.)

### Material

Steel; Bins: Plastic

### Supplied With

Handle



Finish	KV No.	Item No.	SRP/pc.
frosted nickel	SCB24-4-27PT	503.13.571	\$264.00
white	SCB24-4-27WH	503.13.771	\$264.00

# SBM WASTE BINS

KV

- Heavy duty design that stands up to everyday use with ease
- Ball bearing precision slides with overtravel
- Specialized wire management system holds bins securely in place
- Pre-assembled units install easily with only four screws
- Easy-open handle is standard on all units and integrated on all triple bin units
- Wide, open architecture makes it easy to grasp
- Optional door mount bracket
- Weight capacity: 80 lbs.

**Note**

If using lid, add 3/4" to height.  
Lids, replacement bins and door mount brackets, refer to page 39.



## SINGLE BIN UNIT

**Material**

Steel; Bin: Plastic; Finish: white



W x H x D	Capacity	KV No.	Item No.	SRP/pc.
8 3/8" x 17 5/16" x 20 1/8"	20 qts.	SBM9-1-20WH	503.12.760	\$90.00
9 5/8" x 18 13/16" x 20 1/8"	35 qts.	SBM10-1-35WH	503.12.762	\$123.00
11 3/8" x 22 7/8" x 20 1/8"	50 qts.	SBM12-1-50WH	503.12.764	\$144.00
14 3/8" x 17 5/16" x 16"	20 qts.	SBM15-1-20WH	503.12.767	\$123.00
14 3/8" x 18 3/4" x 16"	35 qts.	SBM15-1-35WH	503.12.777	\$132.00

# SBM WASTE BINS

## DOUBLE BIN UNIT

### Material

Steel; Bin: Plastic; Finish: white



W x H x D	Capacity	KV No.	Item No.	SRP/pc.
11 3/8" x 18 3/4" x 22"	2 x 27 qts. (54 qts.)	SBM12-2-27WH	503.12.784	\$174.00
14 3/8" x 17 5/16" x 20 1/8"	2 x 20 qts. (40 qts.)	SBM15-2-20WH	503.12.787	\$168.00
14 3/8" x 18 13/16" x 22"	2 x 35 qts. (70 qts.)	SBM15-2-35WH	503.12.797	\$180.00

## TRIPLE BIN UNIT

- W x H x D: 14 3/8" x 17 9/16" x 22"
- Capacity: 3 x 20 qts. (60 qts.)

### Material

Steel; Bin: Plastic; Finish: white



KV No.	Item No.	SRP/pc.
SBM15-3-20WH	503.13.706	\$240.00

## FOUR BIN UNIT

- W x H x D: 22 3/8" x 19" x 22"
- Capacity: 4 x 27 qts. (108 qts.)

### Material

Steel; Bin: Plastic; Finish: white



KV No.	Item No.	SRP/pc.
SBM24-4-27WH	503.12.721	\$270.00

# WASTE BIN ACCESSORIES

KV

## REPLACEMENT BIN

- For 503.11 series and 503.12.706, 506 & 711

### Material

Plastic



Color	Capacity	Item No.	SRP/pc.
frosted nickel	20 qts.	503.13.990	\$30.00
white	20 qts.	503.13.991	\$30.00
white	27 qts.	503.13.992	\$36.00
frosted nickel	35 qts.	503.13.993	\$36.00
white	35 qts.	503.13.994	\$36.00
frosted nickel	50 qts.	503.13.995	\$42.00
white	50 qts.	503.13.996	\$42.00

## LID, OPTIONAL

- For 503.11 series and 503.12.706 & 503.12.506

### Material

Plastic



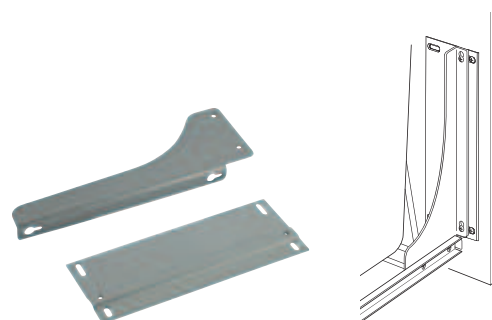
Color	For Bin Capacity	Item No.	SRP/pc.
frosted nickel	20 qts.	503.13.890	\$24.00
white	20 qts.	503.13.891	\$24.00
frosted nickel	35 qts.	503.13.892	\$30.00
white	35 qts.	503.13.893	\$30.00

## DOOR MOUNT BRACKET KIT, OPTIONAL

- For 503.11 series and 503.12.706, 506 & 716
- Installs quickly into slides with only four screws
- Six-way adjustability for cabinet door alignment with easy "drop-in" keyhole attachment
- Adapts from standard width opening up to door sizes 3" wider
- Allows for application with most common cabinet door overlays
- Eliminates need for sub-panel support behind cabinet door

### Material

Steel



Finish	Item No.	SRP/pc.
frosted nickel	503.11.990	\$54.07
white	503.11.991	\$54.07



# EASY CARGO

## HAILO

- Easily accessible waste storage behind a hinged door
- Features multi-functional lids to close off odors and pulls out for handy access
- Mounts to the cabinet floor
- Easy and fast installation with only 4 screws
- 100,000 cycle tested
- With full extension ball bearing telescopic slides
- Weight capacity: 88 lbs.



## EASY CARGO 40

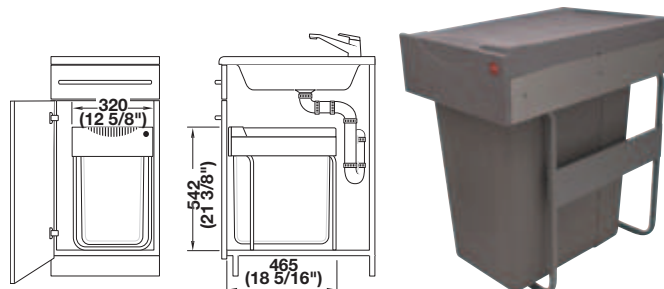
- Compatible with 18" face frame or 15" frameless cabinets
- Capacity: 42 qts.

### Material

Metal; Bin: Plastic

### Supplied With

Mounting screws



Finish	Item No.	SRP/pc.
gray	502.43.520	\$362.80

## REPLACEMENT BIN

- Capacity: 42 qts.

### Material

Plastic



Color	Item No.	SRP/pc.
gray	502.74.900	\$72.00

## EASY CARGO 50

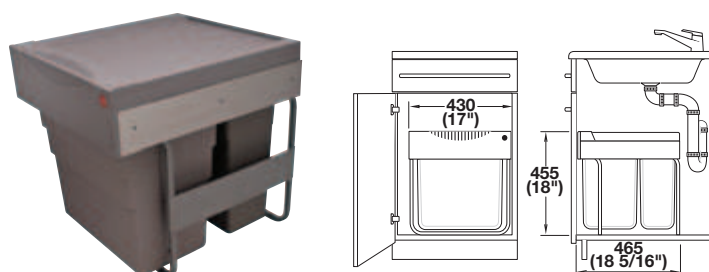
- Compatible with 21" face frame cabinets
- Capacity: 1 x 32 qts.; 1 x 20 qts.

### Material

Metal; Bin: Plastic

### Supplied With

Mounting screws



Finish	Item No.	SRP/pc.
gray	502.70.522	\$389.00

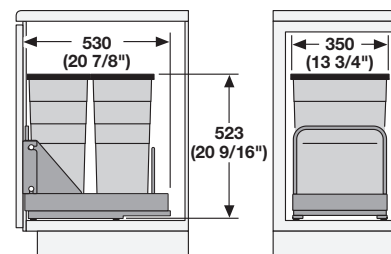
# BOTTOM MOUNT

## HAILO

- Door mounted
- For cabinets from 15 3/4" wide and minimum 31 1/2" double door cabinets
- Progressive travel slides with soft close
- W x D x H: 13 3/4" x 20 7/8" x 20 9/16"
- Capacity: 2 x 30.6 qts. (61.2 qts.)
- Weight capacity: 110 lbs.

### Material

Steel; Bins: Plastic; Color: gray



Finish	Item No.	SRP/pc.
silver	502.25.500	\$540.00

# SPACE-SAVER TANDEM

## HAILO

- For hinged cabinet doors from 15 3/4" wide
- Bottom mounted
- Full extension slides
- W x D x H: 13 5/8" x 18 11/16" x 15 7/16"
- Capacity: 2 x 21.1 qts. (42.2 qts.)

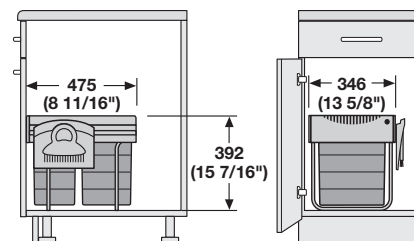
### Material

Steel; Bins: Plastic; Color: gray

### Supplied With

Dust pan

Brush



Description	Item No.	SRP/pc.
Tandem waste bin	502.43.547	\$328.20
Replacement dust pan and brush	502.27.940	\$47.80

# WASTE BINS

## HAILO

- Mounts to the cabinet floor
- Manual full extension ball bearing slides



## SOLO 30

- Integrated lid tilts automatically as the bin is pulled out
- Frame clearance: 9 7/8"
- W x D x H: 9 5/8" x 19" x 6"
- Capacity: 2 x 16 qts. (32 qts.)

### Material

Holder: Steel, powder-coated  
Cover & Bins: Plastic



Frame/Bin	Item No.	SRP/pc.
gray	502.70.252	\$282.60
white	502.71.755	\$282.60

## REPLACEMENT BIN

- Capacity: 16 qts.

### Material

Plastic



Color	Item No.	SRP/pc.
gray	502.51.915	\$36.00

# HÄFELE WIRE WASTE SYSTEM

- This sturdy, wire system holds waste bins in place and allows for easy removal and replacement
- Easy to install with 4 screws in the floor of the cabinet
- Front bracket slides up against the back side of the face frame for easy mounting
- For use behind a hinged door
- Bottom mount
- Weight capacity: 88 lbs.

## Note

Lids on page **28** can be used for 36 qt. bins.



## FRAME WITH DOUBLE WASTE BINS

- W x D x H: 14 1/8" x 21 3/4" x 19"
- Capacity: 2 x 36 qts. (72 qts.)

### Material

Steel; Bins: Plastic

### Supplied With

Mounting screws



Frame/Bins	Item No.	SRP/pc.
chrome/gray	503.88.991	\$84.24

## FRAME WITH DOUBLE WASTE BINS

- W x D x H: 10 9/16" x 14" x 19"
- Capacity: 36 qts.

### Material

Steel; Bins: Plastic

### Supplied With

Mounting screws



Frame/Bin	Item No.	SRP/pc.
chrome/gray	503.88.990	\$71.28

## REPLACEMENT BIN

- W x D x H: 14" x 10 1/2" x 18"
- Capacity: 36 qts.

### Material

Plastic



Color	Item No.	SRP/pc.
champagne	503.88.121	\$18.00
gray	503.88.521	\$18.00
white	503.88.721	\$18.00

## FRAME WITH DOUBLE WASTE BINS

- W x D x H: 18 3/4" x 21 3/4" x 11 1/4"
- Capacity: 2 x 27 qts. (54 qts.)

### Material

Steel; Bins: Plastic

### Supplied With

Mounting screws



Frame/Bins	Item No.	SRP/pc.
chrome/gray	503.88.992	\$84.24

## REPLACEMENT BIN

- Capacity: 27 qts.

### Material

Plastic



Color	Item No.	SRP/pc.
white	503.13.992	\$36.00

## DOOR MOUNT BRACKET KIT, OPTIONAL

- For 503.88.99X series
- W x D x H: 7/8" x 12" x 2 3/4"
- Easy installation; 6-way door adjustment

### Material

Steel, zinc-plated

### Supplied With

Mounting screws



Finish	Item No.	SRP/pc.
white	503.88.999	\$18.36



# HÄFELE WOOD FRAME TOP MOUNT

- Top mounted wood frame works in single bin plus storage or double bin configurations
- Full extension Accuride ball bearing slides with soft close
- New improved door bracket provides more adjustability and durability
- Weight capacity: 100 lbs.

*soft&silent)))*

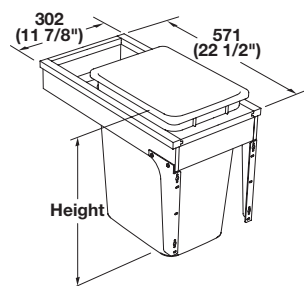


## SINGLE BIN UNIT

- Fits 12" opening; with storage compartment
- W x D: 11 7/8" x 22 1/2"

### Material

Maple; Bins: Plastic  
Color: white



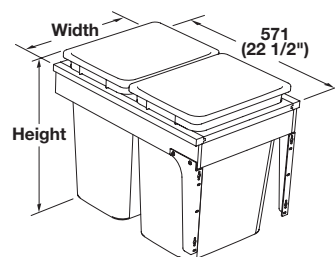
Capacity	Height	Item No.	SRP/pc.
36 qts.	18"	503.08.131	\$192.00
52 qts.	22"	503.08.132	\$204.00

## DOUBLE BIN UNIT

- Fits 15" and 18" openings
- Depth: 22 1/2"

### Material

Maple; Bins: Plastic  
Color: white



Capacity	H x W	Item No.	SRP/pc.
2 x 36 qts.	18" x 14 7/8"	503.08.142	\$216.00
2 x 36 qts.	18" x 17 7/8"	503.08.144	\$228.00
2 x 52 qts.	22" x 14 7/8"	503.08.143	\$240.00
2 x 52 qts.	22" x 17 7/8"	503.08.145	\$252.00

## REPLACEMENT BIN

- W x D x H: 36 qts. - 14" x 10 1/2" x 18"
- 52 qts. - 14" x 10 1/2" x 22"

### Material

Maple; Bins: Plastic  
Color: white



Capacity	Item No.	SRP/pc.
36 qts.	503.88.721	\$18.00
52 qts.	503.88.724	\$24.00

# WOOD FRAME TOP MOUNT

KV

- Available in a variety of configurations, the wood frame unit hides single or dual waste bins behind base cabinet fronts
- Removable bins and optional lids slide out on heavy duty, precision ball bearing slides with overtravel
- Door-mount brackets include six-way adjustability for precise door alignment and easy installation
- With soft radius edges for safety and comfort
- Weight capacity: 80 lbs.

## Note

If using lid, add 3/4" to height.

Lids, replacement bins and door mount brackets, refer to page 39.



## SINGLE BIN UNIT

- Depth: 22 1/2"

## Material

Birch Veneered Plywood/Steel; Finish: anochrome

Bin: Plastic; Color: white



W x H	Capacity	KV. No.	Item No.	SRP/pc.
11 1/2" x 17 1/2"	35 qts.	PDMTM115-1-35WH	503.12.722	\$168.00
12" x 17 1/2"	35 qts.	PDMTM12-1-35WH	503.12.733	\$168.00
14 1/2" x 21 5/8"	50 qts.	PDMTM145-1-50WH	503.12.735	\$210.00

## DOUBLE BIN UNIT

- Depth: 22 1/2"

## Material

Birch Veneered Plywood/Steel; Finish: anochrome

Bins: Plastic; Color: white



W x H	Capacity	KV. No.	Item No.	SRP/pc.
15" x 17 1/2"	2 x 35 qts. (70 qts.)	PDMTM15-2-35WH	503.12.746	\$204.00
17 1/2" x 17 1/2"	2 x 35 qts. (70 qts.)	PDMTM175-2-35WH	503.12.748	\$240.00
18" x 17 1/2"	2 x 35 qts. (70 qts.)	PDMTM18-2-35WH	503.12.749	\$240.00
21" x 17 1/2"	2 x 35 qts. (70 qts.)	PDMTM21-2-35WH	503.12.750	\$282.00

# TSC WOOD FRAME TOP MOUNT

KV

- A great solution for your single or double waste bin needs
- Easy installation and simply designed for everyday use
- Heavy duty, full extension, overtravel ball bearing slides with soft close
- Door-mount brackets include six-way adjustability for precise door alignment and easy installation
- Unique face frame adapter mounting hardware accommodates 1 3/4" face frame cabinets by allowing for installation in openings 1/2" smaller than standard sizes (excluding 503.11.756 and 503.11.556)
- Soft radius edges for safety and comfort
- Weight capacity: 80 lbs.

## Note

If using lid, add 3/4" to height.  
Optional lids, refer to page 39.

*soft&silent* )))



## SINGLE BIN UNIT

- Depth: 23 3/16"

## Material

Birch Veneered Plywood/Steel; Bin: Plastic



Finish	W x H	Capacity	KV No.	Item No.	SRP/pc.
frosted nickel	11 1/2" x 17 1/2"	35 qts.	TSC12-1-35PT	503.11.532	\$240.00
white	11 1/2" x 17 1/2"	35 qts.	TSC12-1-35WH	503.11.732	\$240.00
frosted nickel	14 1/2" x 17 1/2"	35 qts.	TSC15-1-35PT	503.11.535	\$264.00
white	14 1/2" x 17 1/2"	35 qts.	TSC15-1-35WH	503.11.735	\$264.00
frosted nickel	14 1/2" x 21 5/8"	50 qts.	TSC15-1-50PT	503.11.545	\$276.00
white	14 1/2" x 21 5/8"	50 qts.	TSC15-1-50WH	503.11.745	\$276.00

## DOUBLE BIN UNIT

- Depth: 23 3/16"
- Capacity: 2 x 35 qts. (70 qts.)

## Material

Birch Veneered Plywood/Steel; Bins: Plastic



Finish	W x H	KV No.	Item No.	SRP/pc.
frosted nickel	15" x 17 1/2"	TSC15-2-35PT	503.11.556	\$264.00
white	15" x 17 1/2"	TSC15-2-35WH	503.11.756	\$264.00
frosted nickel	17 1/2" x 17 1/2"	TSC18-2-35PT	503.11.558	\$306.00
white	17 1/2" x 17 1/2"	TSC18-2-35WH	503.11.758	\$306.00

# WOOD FRAME BOTTOM MOUNT

KV

- This robust, bottom mounted wood frame option comes in single and dual bin varieties
- Heavy duty, under mount slide with soft close
- Installs in minutes with self-aligning brackets and 6 screws
- Unique, washable solid floor prevents debris from falling through to floor/cabinet
- Weight capacity: 30 lbs. per bin; Max.: 80 lbs.

## Note

If using lid, add 3/4".

Not intended for bulk storage.

Optional lids, refer to page 39.

*soft&silent* )))



## SINGLE BIN UNIT

- Includes a storage space for bags or cleaning products

## Material

Wood; Bin: Plastic; Color: white



W x H	Capacity	KV. No.	Item No.	SRP/pc.
11 1/4" x 19 1/4" x 22 3/8"	35 qts.	WUSC12-1-35WH	503.14.772	\$396.00
11 1/4" x 22 3/8" x 22 3/8"	50 qts.	WUSC12-1-50WH	503.14.773	\$408.00

## DOUBLE BIN UNIT

## Material

Wood; Bins: Plastic; Color: white



W x H	Capacity	KV. No.	Item No.	SRP/pc.
11 5/8" x 19 5/8" x 22 3/8"	27 x 2 qts. (54 qts.)	WUSC12-2-27WH	503.14.782	\$408.00
14 5/8" x 19 1/4" x 22 3/8"	35 x 2 qts. (70 qts.)	WUSC15-2-35WH	503.14.784	\$420.00
16 7/8" x 23 1/32" x 22 7/16"	50 x 2 qts. (100 qts.)	WUSC18-2-50WH	503.14.785	\$456.00



# HÄFELE WOOD FRAME BOTTOM MOUNT

- Integrated Grass Elite 80 lb. capacity soft close slides
- Dovetailed construction
- Easy mounting to the cabinet floor with supplied screws
- Supplied with adjustable door mounting brackets

*soft&silent* )))



## SINGLE BIN

- W x D: 11 1/2" x 22 1/2"

### Material

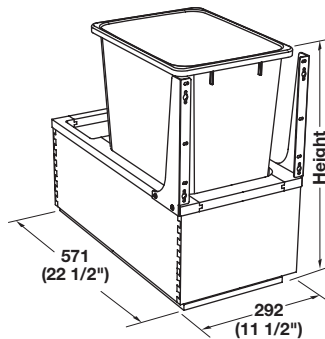
Prefinished Baltic Birch Plywood Sides; Solid Birch Top  
Bin: Plastic; Color: gray

### Supplied With

Mounting screws for pull-out  
Mounting instructions

### Note

Door mounting screws  
are not included.



## DOUBLE BIN

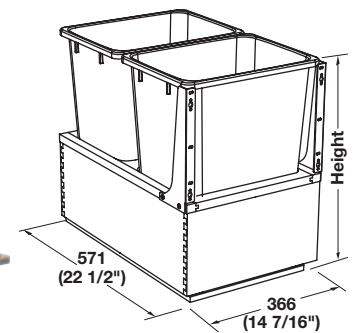
- W x D: 14 7/16" x 22 1/2"

### Material

Prefinished Baltic Birch Plywood Sides; Solid Birch Top  
Bin: Plastic; Color: gray

### Supplied With

Mounting screws for pull-out  
Mounting instructions



Capacity	Height	Item No.	SRP/pc.
36 qts.	19 1/2"	503.88.852	\$228.00
52 qts.	24"	503.88.853	\$240.00

Capacity	Height	Item No.	SRP/pc.
2 x 36 qts. (72 qts.)	19 1/2"	503.88.862	\$252.00
2 x 52 qts. (104 qts.)	24"	503.88.863	\$282.00

## WASTE BIN LID

- L x W x H: 14 3/16" x 10 13/16" x 1 3/8"
- For 36 or 52 qt. bins

### Material

Plastic



Color	Item No.	SRP/pc.
gray	503.88.589	\$20.00

# WASTE BINS

KV

- With sturdy construction and three bins, this corner cabinet solution makes recycling easy
- Three removable bins rotate on 1" diameter post
- Designed to fit in 36" base corner cabinet



## CORNER RECYCLING BIN

- Without door mount bracket
- Capacity: 3 x 32 qts. (96 qts.)

### Material

Steel; Bins: Plastic



Frame/Bins	KV. No.	Item No.	SRP/pc.
chrome/white	RRC28K-W	503.14.700	\$270.00

## REPLACEMENT BIN

- Capacity: 32 qts.

### Material

Plastic



Color	KV. No.	Item No.	SRP/pc.
white	QT32PB-W	503.13.998	\$48.00

# WASTE BINS

KV

- These small, stylish recycling and waste bins are easy to mount, use and maintain



## DOOR MOUNTED WASTE BIN, REMOVABLE

- Perfect for kitchens and baths
- Installs easily with only two screws
- W x H x D: 9 1/2" x 13 3/8" x 7"
- Capacity: 9 qts.

### Material

Plastic



Color	KV. No.	Item No.	SRP/pc.
white	DWB975-W	503.14.760	\$42.00

## PIVOT-OUT RECYCLING AND WASTE BIN

- Self-opening and self-closing lid minimizes contact with refuse and helps to contain odors and debris
- Clamping ring holds bags securely in place
- Designed for frameless cabinetry
- Blocking out may be required for face frame cabinetry
- W x H x D: 13 1/2" x 19 1/2" x 13"
- Capacity: 32 qts.

### Material

Steel



Color	KV. No.	Item No.	SRP/pc.
white	TM-32W	503.14.750	\$138.00

# WASTE BINS

HAILO



## UNO SIDE PANEL/DOOR MOUNTED

- For swing-out doors
- Minimum frame clearance: 15 3/8"
- Left or right mounting
- W x D x H: 8" x 14 7/8" x 17 3/4"
- Capacity: 19 qts.

**Material**  
Plastic



Frame/Bin	Item No.	SRP/pc.
stainless steel/black	502.62.114	\$145.56
stainless steel/white	502.62.014	\$217.40
white/light gray	502.62.710	\$175.98

## MONO SIDE PANEL/DOOR MOUNTED

- For left or right hand use
- Features integrated lid, as the door is opened the lid tilts automatically
- For cabinet widths over 15 3/4"
- W x D x H: 14" x 12" x 15"
- Capacity: 16 qts.

**Supplied With**  
Mounting Instructions, Hardware



Material/Finish	Item No.	SRP/pc.
plastic-coated/white	502.12.729	\$95.60
stainless steel, polished/white lid and trim	502.12.023	\$100.00
stainless steel, polished/black lid and trim	502.12.041	\$84.74



# WASTE BINS

HAILO



## VANITY WASTE BIN

- Mounts to a hinged door or cabinet side
- Self-closing lid with removable bin
- W x H x D: 9 1/8" x 13 1/4" x 6 9/16"
- Capacity: 8 qts.

### Material

Plastic



Color	Item No.	SRP/pc.
white	502.63.759	\$58.66

## FREE STANDING BIN

- W x D x H: 13 5/8" x 10 1/4" x 20 1/4"
- Capacity: 44 qts.

### Material

Steel, powder-coated; Bin: Plastic



Color	Item No.	SRP/pc.
white	502.30.718	\$168.00

# WASTE BINS AND OPENERS

## COUNTERTOP BIN

- For flush or surface mounting in countertop
- Soft rubber ring seals in odors
- Lid Ø: 12 1/4"; Bin Ø: 11"
- Height: 11 7/8"
- Capacity: 12 qts.

### Material

Stainless Steel; Bin: Plastic



Color	Item No.	SRP/pc.
black	502.94.000	\$364.80

## FOOT ACTIVATED DOOR OPENER


- For hinged base cabinet doors
- With spring loaded roller arm

### Material

Pedal: Plastic; Color: brown

Strike: Steel; Color: black

Roller arm: Plastic; Color: white



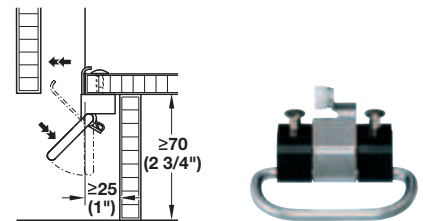
	Item No.	SRP/pc.
	502.15.033	\$68.00

## FOOT PEDAL

- For automatic extension of a waste bin

### Material

Stainless Steel



Finish	Item No.	SRP/pc.
satın	502.47.183	\$117.74

# LAUNDRY HAMPERS

## HÄFELE MATRIX

- For vanity or laundry cabinets
- Progressive action runners with soft close
- Double wall steel frame system provides heavy duty structure and a stylish design
- Bottom mount unit designed for face frame or frameless cabinets
- Quick mounting, bottom bracket rests against the back of the face frame (3/4" from front edge)
- Add your door thickness for inset applications
- Weight capacity: 110 lbs.



*soft&silent*)))

## LAUNDRY HAMPER 18"

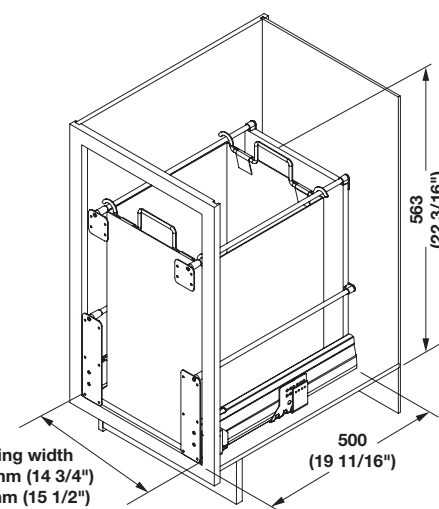
- For 18" wide base cabinets with no drawer above
- Minimum opening width: 14 3/4" - Face frame  
15 1/2" - Frameless  
16 1/4" - With door brackets reversed for full overlay 5 piece doors
- L x D: 19 11/16" x 22 3/16"

### Material

Steel; Bottom and Back: Melamine (2-sided); Bag: Nylon

### Supplied With

Mounting screws  
Mounting instructions



Minimum opening width  
Face frame: 375 mm (14 3/4")  
Frameless: 394 mm (15 1/2")

Frame	Bottom and Back	Bag	Item No.	SRP/pc.
white	white	black	503.15.765	\$264.00
anthracite	black	black	503.15.365	\$264.00
champagne	maple	black	503.15.865	\$264.00

# LAUNDRY HAMPERS

## HAILO

- Side wall mounted with over extension soft close slides
- Supplied with a steel lid that can be used for storage or to contain odors
- Weight capacity: 100 lbs.

*soft&silent*)))



## LAUNDRY HAMPER 45

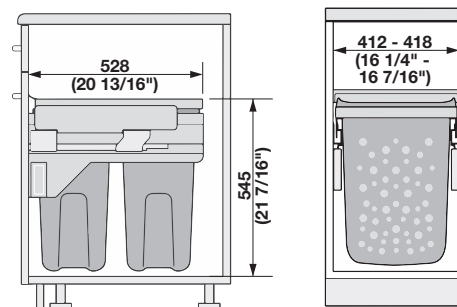
- For 18" wide base cabinets
- W x H x D: 16 1/4"-16 7/16" x 21 7/16" x 20 13/16"
- Capacity: 2 x 35 qts. (70 qts.)

### Material

Steel; Hampers: Plastic

### Supplied With

2 Hampers  
Built-in Lid



Color	Item No.	SRP/pc.
white/blue	502.72.702	\$486.80

## LAUNDRY HAMPER 45 - SHORT

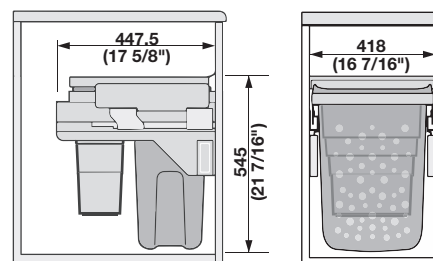
- For 18" wide base cabinets
- W x H x D: 16 7/16" x 21 7/16" x 17 5/8"
- Capacity: Hamper - 35 qts.; Bin - 12 qts.

### Material

Steel; Hampers: Plastic

### Supplied With

1 Laundry hamper - blue  
1 12 quart bin - white  
Built-in Lid



Color	Item No.	SRP/pc.
white/blue	502.72.701	\$510.60



# LAUNDRY HAMPERS

## LAUNDRY HAMPER 60

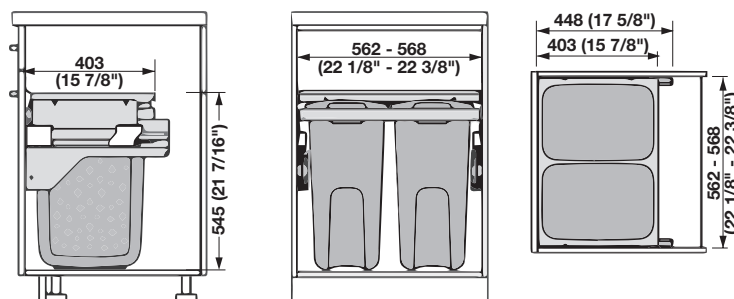
- For 24" wide base cabinets
- W x H x D: 22 1/8"-22 3/8" x 21 7/16" x 17 5/8"
- Capacity: 2 x 35 qts. (70 qts.)

### Material

Steel; Hampers: Plastic

### Supplied With

2 Hampers  
Built-in Lid



Color	Item No.	SRP/pc.
white/blue	502.72.705	\$510.60

## REPLACEMENT HAMPERS

- W x D x H: 14 7/8" x 10" x 20 1/2"
- Capacity: 35 qts.

### Material

Plastic



Color	Item No.	SRP/pc.
white	502.72.990	\$54.00
blue	502.72.993	\$58.66

# LAUNDRY AREA

HAILO



## WALL PANEL, REQUIRED

- Extremely sturdy design for everyday use
- Can be individually combined and extended with various Hailo Laundry Area components
- Supplied with 17 or 28 pairs of pre-drilled holes for attachment of the components
- Side wall mounted
- Interior cabinet depth min.: 18 3/4"
- Outside cabinet width min.: 23 5/8"
- Outside cabinet width max.: 24"
- Wall panel depth: 12 3/4"

**Material**

Corrosion-Resistant Coated Sheet Steel  
Color: white




Height	Item No.	SRP/pc.
26 3/4"	520.06.700	\$169.46
44 7/8"	520.06.701	\$195.52

## STABILIZER BAR, OPTIONAL

- Reinforcement for taller cabinets
- Used to keep the side walls from bowing outwards
- W x D x H:  
22 1/8" – 22 1/2" x 13/16" x 1 5/8"

**Material**

Corrosion-Resistant Coated Sheet Steel



Finish	Item No.	SRP/pc.
white	520.06.790	\$97.76

# LAUNDRY AREA

## Note

Must be ordered with the wall panel on page 57.



## PULL-OUT WITH BASKET

- Each basket holds one machine load
- Sits on pull-out shelf for easy sliding and removal
- Space required for attaching to wall panel is 9 attachment holes high
- W x D x H:  
22 1/8" – 22 3/4" x 18 9/16" x 14 3/16"

### Material

Metal/Plastic



## MULTI-PURPOSE DRAWER

- Holds essential laundry care items
- Pull-out shelf for easy access
- Space required for attaching to wall panel is 5 attachment holes high
- W x D x H:  
22 1/8" – 22 3/4" x 18 7/16" x 6 15/16"

### Material

Metal/Plastic



Color	Item No.	SRP/pc.
white/blue	520.06.740	\$425.80

Color	Item No.	SRP/pc.
white/blue	520.06.770	\$365.00

## SHELF - FIXED

- Mounted into the cabinet for storage
- Space required for attaching to wall panel is 3 attachment holes high
- W x D x H:  
22 1/8" – 22 3/4" x 18 3/8" x 3 11/16"

### Material

Metal



Finish	Item No.	SRP/pc.
white	520.06.730	\$267.40

# LAUNDRY AREA

## HAILO

### IRONING BOARD

- Pulls out, folds down & rotates
  - Space required for attaching to wall panel is 4 attachment holes high
- W x D x H: 22 1/8" – 22 3/4" x 18 3/8" x 6"

**Material**

Metal

**Note**

Must be ordered with the wall panel on page 57.



Finish	Item No.	SRP/pc.
white	520.06.750	\$669.20

### ACCESSORY BOXES

- With wall bracket for storage of miscellaneous items
- Space required for attaching to wall panel is 7 attachment holes high
- W x D x H: 17 3/16" x 7 13/16" x 9 1/2"

**Material**

Metal/Plastic

**Supplied With**

2 Boxes

**Note**

Must be ordered with the wall panel on page 57.



Color	Item No.	SRP/pc.
white/blue	520.06.820	\$108.64



# LAUNDRY AREA

## SYSTEM COVER

- With punched holes for clothes hangers
- For 23 5/8" wide cabinets – with 5/8" side walls or for 24" wide cabinets – with 3/4" side walls
- W x D x H: 22 3/8" x 12 11/16" x 1 15/16"

### Material

Metal



Finish	Item No.	SRP/pc.
white	520.06.760	\$121.66

## FOLDAWAY DRYING RACK

- Externally wall mounted
- W x D x H: 20 11/16" x 32 5/16" x 11 13/16"

### Material

Metal



Finish	Item No.	SRP/pc.
white	520.06.710	\$97.76







# WE'VE GOT THIS. AND SO MUCH MORE.

Regardless of whether you're a master chef or master takeout orderer, there's always going to be plenty of storage challenges in your kitchen. Well, whatever the level of spatula-handling skills involved, Häfele everything you need to organize your cabinets.

## CONTENTS

PANTRY PULL-OUTS.....	63-82
ROLL-OUT TRAYS.....	83-86
SPICE RACKS & WALL PULL-OUTS.....	87-89
BASE PULL-OUTS.....	90-108
TAMBOUR DOORS.....	109-110
TIP-OUT TRAYS.....	111
APPLIANCE LIFT.....	112
IMOVE PULL DOWN UNIT.....	113-114
RACKS, BASKETS & FENCES.....	115-116
PULL-OUT TABLE SYSTEMS.....	117
LATTICE GRILLS.....	118
WOOD STORAGE.....	119-120
WICKER BASKETS.....	121
WINE POSTS & PEGS.....	122
STEP STOOLS AND HOLDERS.....	123-126

# PANTRY PULL-OUT

KESSEBÖHMER

- With a 265 lb. load capacity, the Pantry Pull-Out is a great option for storing and bringing out to you olive oil and much more
- Easy installation
- For 12" to 24" cabinet widths
- Door mounted; works with overlay and inset doors
- Height adjustable trays in 4" increments
- Synchronized soft close runner provides more stability and smoother operation

*soft&silent* )))



## FULL EXTENSION PANTRY FRAME

- W x D: 4 3/4" x 21 1/2"
- Weight capacity: 265 lbs.

### Material

Steel

### Supplied With

Frame, Runners, Door brackets

### Note

Tray/basket sets must be ordered separately, refer to pages **64** and **65**.

Installed Height	Rec. # of Shelves	Champagne	Silver	SRP/pc.
31 1/2" – 47 1/4"	4	546.62.810	546.62.910	\$792.00
47 1/4" – 63"	4	546.62.811	546.62.911	\$804.00
63" – 78 3/4"	6	546.62.812	546.62.912	\$816.00
74 7/8" – 90 1/2"	8	546.62.813	546.62.913	\$828.00



## FRONT STABILIZER, OPTIONAL

- Can be secured anywhere to the support frame
- Additional door support for tall doors
- W x D x H: 6 5/16" x 1 1/8" x 13/16"

### Material

Steel



Finish	Item No.	SRP/pc.
champagne	546.76.420	\$12.00
silver	546.76.220	\$12.00

## BASKET HOLDER, OPTIONAL

- To be used as add-on hooks when pantry frame height is extended
- Height: 5"

### Material

Steel

### Supplied With

2 pcs.



Finish	Item No.	SRP/set
champagne	545.84.480	\$40.00
silver	545.84.280	\$40.00



# PANTRY PULL-OUT

## ARENA PLUS TRAY SET


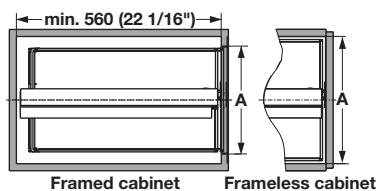
- D x H: 20 3/8" x 4 1/8"

### Material

Melamine; Surround: Steel, powder-coated

### Supplied With

2 Trays



Width of Tray	A minimum	Maple/Champagne	Maple/Chrome	White/Chrome	SRP/set	Gray/Chrome	SRP/set
8"	8 1/2"	546.63.812	546.63.112	546.63.212	\$216.00	—	—
10"	10 1/2"	546.63.832	546.63.132	546.63.232	\$216.00	546.63.532	\$235.30
11"	11 1/2"	546.63.813	546.63.113	546.63.213	\$222.00	—	—
13"	13 1/2"	546.63.833	546.63.133	546.63.233	\$252.00	546.63.533	\$274.56
14"	14 1/2"	546.63.814	546.63.114	546.63.214	\$252.00	—	—
16"	16 1/2"	546.63.834	546.63.134	546.63.234	\$288.00	546.63.534	\$313.92
17"	17 1/2"	546.63.815	546.63.115	546.63.215	\$336.00	—	—
19"	19 1/2"	546.63.835	546.63.135	546.63.235	\$342.00	—	—
20"	20 1/2"	546.63.816	546.63.116	546.63.216	\$402.00	—	—
22"	22 1/2"	546.63.836	546.63.136	546.63.236	\$420.00	—	—

## WIRE BASKET SET

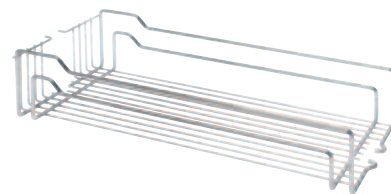
- D x H: 20 3/8" x 4 1/8"

### Material

Steel; Finish: chrome

### Supplied With

2 Baskets



Width of Basket	A minimum	Item No.	SRP/set
8"	8 1/2"	546.63.202	\$168.00
10"	10 1/2"	546.63.222	\$204.00
11"	11 1/2"	546.63.203	\$222.00
13"	13 1/2"	546.63.223	\$228.00
14"	14 1/2"	546.63.204	\$240.00
16"	16 1/2"	546.63.224	\$246.00
17"	17 1/2"	546.63.205	\$252.00
19"	19 1/2"	546.63.225	\$282.00
20"	20 1/2"	546.63.206	\$318.00
22"	22 1/2"	546.63.226	\$360.00

# PANTRY PULL-OUT

FINELINE™

BOXES

Supplied With  
1 Box



Width	Birch	SRP/pc.	Walnut	SRP/pc.
8"	545.96.883	\$54.18	545.96.783	\$101.58
10"	545.96.884	\$63.20	545.96.784	\$112.86
11"	545.96.885	\$65.46	545.96.785	\$117.38
13"	545.96.886	\$74.48	545.96.786	\$128.66
14"	545.96.887	\$76.74	545.96.787	\$133.18
16"	545.96.888	\$88.02	545.96.788	\$144.46
17"	545.96.889	\$90.28	545.96.789	\$148.98
19"	545.96.890	\$97.06	545.96.790	\$162.52
20"	545.96.891	\$99.32	545.96.791	\$167.02
22"	545.96.892	\$106.08	545.96.792	\$156.00

BRACKET SET

Supplied With  
1 Set

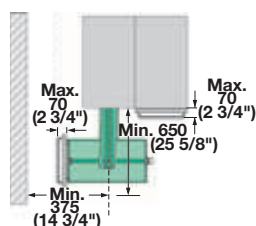


Width	Steel/silver	Steel/champagne	SRP/set	304 Stainless Steel/ brushed	SRP/set
8"	545.96.903	545.96.803	\$30.00	545.96.003	\$36.00
10"	545.96.904	545.96.804	\$31.00	545.96.004	\$38.00
11"	545.96.905	545.96.805	\$32.00	545.96.005	\$40.00
13"	545.96.906	545.96.806	\$33.00	545.96.006	\$42.00
14"	545.96.907	545.96.807	\$34.00	545.96.007	\$44.00
16"	545.96.908	545.96.808	\$35.00	545.96.008	\$60.00
17"	545.96.909	545.96.809	\$36.00	545.96.009	\$62.00
19"	545.96.910	545.96.810	\$38.00	545.96.010	\$64.00
20"	545.96.911	545.96.811	\$40.00	545.96.011	\$66.00
22"	545.96.912	545.96.812	\$42.00	545.96.012	\$68.00

# SWING PULL-OUT

KESSEBÖHMER

- Allows easy, unobstructed access to a tall set of storage trays/baskets that adjust for practically any kitchen necessities
- Swings left or right
- Minimum of 14 3/4" clearance required to adjacent wall
- Minimum of 25 5/8" clearance required for door extension
- Clearance required for corner installation



*soft&silent)))*



## PANTRY FRAME

- Minimum installed dimensions (D x W): 20" x 10 5/16"

### Material

Steel, powder-coated; Finish: silver RAL 9006

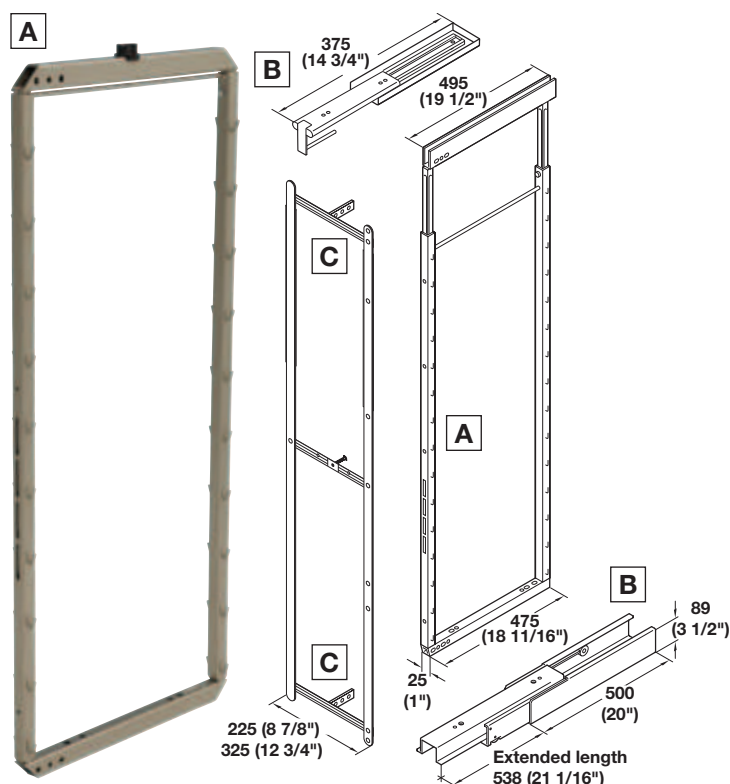
### Supplied With

Telescopic frame with hooks, Front panel connector strips

### Note

Extension runner and front bracket must be ordered separately.  
For storage basket options, refer to page 68.

Installed height	Item No.	SRP/pc.
47 1/4" – 55 1/8"	546.69.241	\$428.00
55 1/8" – 63"	546.69.242	\$428.00
63" – 70 7/8"	546.69.243	\$428.00
70 7/8" – 78 3/4"	546.69.244	\$428.00



# SWING PULL-OUT

## FULL EXTENSION RUNNER

- Maximum capacity: 154 lbs.

### Material

Steel, powder-coated

### Supplied With

Upper runner with integrated soft close

Lower runner with integrated turn

*soft&silent*)))



Finish	Item No.	SRP/pc.
silver RAL 9006	546.69.200	\$964.00

## FRONT BRACKET

- Required for attachment to top and bottom of pantry frame

### Material

Steel, powder-coated

### Note

1 set required per frame.




Finish	Width	Item No.	SRP/pc.
silver RAL 9006	9 3/4"	546.86.200	\$40.00
silver RAL 9006	13 3/4"	546.86.210	\$40.00

## FRONT STABILIZER, OPTIONAL

- Can be secured anywhere to the support frame
- Additional door support for tall doors
- W x D x H: 6 5/16" x 1 1/8" x 13/16"

### Material

Steel



Finish	Item No.	SRP/pc.
silver RAL 9006	546.76.220	\$12.00

## BASKET HOLDER, OPTIONAL

- To be used as add-on hooks when pantry frame height is extended
- Height: 5"

### Material

Steel



Finish	Item No.	SRP/pc.
silver RAL 9006	545.84.280	\$40.00



# SWING PULL-OUT

	Installation Height	Number
<b>Recommended Trays/Baskets:</b>	47 1/4" – 63"	4
	63" – 70 7/8"	6
	70 7/8" – 78 3/4"	8


Non Slip



## ARENA PLUS STORAGE TRAY

### Material

Melamine; Surround: Steel




Cabinet Width	W x D x H	Maple/Chrome	SRP/pc.	White/Chrome	SRP/pc.
11 3/4"	9 3/4" x 17 3/4" x 4"	545.60.165	\$159.04	545.60.265	\$146.00
15 3/4"	13 3/4" x 17 3/4" x 4"	545.60.166	\$159.04	545.60.266	\$146.00

## HOOK-ON STORAGE BASKET

### Material

Steel; Finish: chrome



Cabinet width	W x D x H	Item No.	SRP/pc.
11 3/4"	9 3/4" x 18 1/2" x 4 1/4"	546.75.204	\$112.00
15 3/4"	13 3/4" x 18 1/2" x 4 1/4"	546.75.213	\$112.00

# LAVIDO PANTRY PULL-OUT

KESSEBÖHMER

- This extremely flexible pantry storage solution provides high visibility and easy-to-reach access from three sides
- Features soft open and close
- Synchronized, full extension pantry runner, for perfectly smooth operation
- Infinite height adjustment feature on trays—simply lift a lever to unlock the tray for repositioning
- For use with a hinged door—165d hinge opening recommended, 90d opening minimum
- For 18" to 24" nominal cabinet widths

## Note

There are 3 components you need to order for the Lavido Pantry:

**A** - Pantry Frame

**B** - Trays

**C** - Full Extension Runner

*soft&silent*)))



## A - PANTRY FRAME

- Minimum inside cabinet depth: 19 11/16"
- Weight capacity: 44 lbs. per shelf / 286 lbs. total
- Travel: 18 1/2"

## Material

Steel; Finish: silver

Height of Storage Surface of Top Tray	Item No.	SRP/pc.
32"	549.60.901	\$244.00
40"	549.60.903	\$246.00
48"	549.60.906	\$248.00
60"	549.60.909	\$252.00
68"	549.60.911	\$254.00



## E-TOUCH AUTO OPENER, OPTIONAL

- 110 V – 240 V

## Material

Steel/Plastic



	Item No.	SRP/pc.
	549.60.599	\$1,412.00

## B - 4 TRAY SET

### Material


Melamine; Surround: Steel

### Supplied With

1 Tray with integrated top runner, 3 Height adjustable trays  
4 Accessory boxes, 1 Support bracket, 1 Fixing brace,  
1 Handle for mounting to the bottom of tray

### Note


Optional to add individual trays—recommended to use 5 trays for pantries from 57" to 77" and 6 trays over 77".  
1 tray set is required, additional individual trays can be ordered separately, see below.



Maple/Chrome

White/Chrome

Gray/Chrome



Actual tray width	Nominal cabinet size	Maple/Chrome	Gray/Chrome	White/Chrome	SRP/set
15 3/4"	18"	549.64.214	549.64.224	549.64.204	\$1,176.00
17 11/16"	21"	549.64.215	549.64.225	549.64.205	\$1,210.00
21 5/8"	24"	549.64.216	549.64.226	549.64.206	\$1,232.00

## C - FULL EXTENSION RUNNER

### Material

Steel/Plastic




Finish	Item No.	SRP/pc.
silver	549.60.990	\$456.00

## INDIVIDUAL ADJUSTABLE TRAY

### Material

Melamine; Surround: Steel



Maple/Chrome

White/Chrome

Gray/Chrome

Actual tray width	Nominal cabinet size	Maple/Chrome	Gray/Chrome	White/Chrome	SRP/pc.
15 3/4"	18"	549.64.244	549.64.254	549.64.234	\$250.00
17 11/16"	21"	549.64.245	549.64.255	549.64.235	\$250.00
21 5/8"	24"	549.64.246	549.64.256	549.64.236	\$250.00

# LAVIDO TRAYS

KESSEBÖHMER

- Used with Finline™ LAVIDO organizational accessories to create a one of a kind storage system that is both beautiful in appearance and a pleasure to use
- For 600 mm (24") nominal cabinet width
- 3 finish options for the trays—keeping in mind that typically the tray surface will not be visible from the top but only from the bottom side
- Installs on the LAVIDO pantry frame, refer to page 69
- Trays are easily height adjustable
- Weight capacity: 44 lbs. per shelf / 286 lbs. total

## Note

There are 3 components you need to order for the LavidO Pantry:

**A** - Pantry Frame

**B** - Trays

**C** - Full Extension Runner



## B - 4 TRAY SET

- D x W x H (each tray): 18 9/16" x 21 5/8" x 1"

## Material

Melamine; Surround: Steel

## Supplied With


Tray with integrated top runner, 3 Height adjustable trays

Support bracket, Fixing brace

Handle for mounting to the bottom of tray

## Note

Optional to add individual trays—recommended to use 5 trays for pantries from 57" to 77" and 6 trays over 77". Required to order 1 tray set, additional individual trays can be ordered separately, see below.



Color/Finish	Item No.	SRP/set
maple/chrome	549.64.186	\$1,183.20
gray/chrome	549.64.586	\$1,183.20
white/chrome	549.64.786	\$1,183.20

## INDIVIDUAL ADJUSTABLE TRAY

- D x W x H (each tray): 18 9/16" x 21 5/8" x 1"

## Material

Melamine; Surround: Steel



Color/Finish	Item No.	SRP/pc.
maple/chrome	549.64.796	\$216.00
gray/chrome	549.64.596	\$216.00
white/chrome	549.64.196	\$216.00



# FINELINE™ LAVIDO

## ROCKENHAUSEN

- A beautiful organization system for your LAVIDO pantry
- Walnut or Birch wood species
- Every joint shows an unrivaled attention to detail and quality
- Works with the LAVIDO trays only; will not work with the standard LAVIDO tray set
- Tray frame must be ordered

### TOP TRAY, REQUIRED

- Used on the top tray only of the LAVIDO Pantry Pull-Out Tray Set
- W x D x H: 18 1/2" x 21 5/8" x 2 3/4"



Material	Item No.	SRP/pc.
Walnut	550.13.781	\$492.00
Birch	550.13.881	\$384.00

### TRAY FRAME, REQUIRED

- Used on the adjustable trays of the LAVIDO Pantry Pull-Out Tray Set or the Individual Trays
- Order 1 for each adjustable tray
- Required for all optional accessory items
- W x D x H: 18 1/2" x 21 5/8" x 2 5/8"



Material	Item No.	SRP/pc.
Walnut	550.13.771	\$456.00
Birch	550.13.871	\$336.00

### LARGE BOX SET, OPTIONAL

- Used on the adjustable trays of the LAVIDO Pantry Pull-Out Tray Set or the Individual Trays
- W x D x H: 12 3/4" x 10 15/16" x 4 5/16"

#### Supplied With

- 2 Boxes
- 1 Lid
- 1 Cross Divider



Material	Item No.	SRP/set
Walnut	550.13.731	\$732.00
Birch	550.13.831	\$636.00

### SMALL BOX SET, OPTIONAL

- Used on the adjustable trays of the LAVIDO Pantry Pull-Out Tray Set or the Individual Trays
- Sized to fit perfectly into the back of the Tray Frame storage area
- W x D x H: 4 7/16" x 8 15/16" x 1 13/16"

#### Supplied With

- 2 Boxes



Material	Item No.	SRP/set
Walnut	550.13.711	\$240.00
Birch	550.13.811	\$234.00


# FINELINE™ LAVIDO

## ROCKENHAUSEN

- Used on the adjustable trays of the LAVIDO Pantry Pull-Out tray set or the individual trays
- Tray frame must be ordered, refer to page **72**

### LARGE CROSS DIVIDER, OPTIONAL

- We suggest ordering the felt mat to use under the divider
- W x D x H: 20 11/16" x 9 1/2" x 2 5/8"



Material	Item No.	SRP/pc.
Walnut	550.13.795	\$468.00
Birch	550.13.895	\$234.00

### BOTTLE HOLDER, OPTIONAL

- The peg board must also be ordered
- W x D x H: 20 11/16" x 5/16" x 2"



Material	Item No.	SRP/pc.
Walnut	550.13.701	\$192.00
Birch	550.13.801	\$150.00

### PEG BOARD, OPTIONAL

- Holes on 32 mm centers for maximum adjustability
- W x D x H: 20 11/16" x 12 3/4" x 1/4"



Material	Item No.	SRP/pc.
Walnut	550.13.741	\$114.00
Birch	550.13.841	\$114.00

### FELT MAT, OPTIONAL

- High quality; 5 mm thick
- W x D x H: 20 11/16" x 12 3/4" x 3/16"

**Material**  
Felt




Color	Item No.	SRP/pc.
black	550.13.398	\$60.00

# FINELINE™ LAVIDO

- Used on the adjustable trays of the LAVIDO Pantry Pull-Out Tray Set or the Individual Trays
- Tray frame must be ordered

## PLATE HOLDER, OPTIONAL

- The peg board must also be ordered
- W x D x H: 20 11/16" x 5/16" x 3 9/16"




Material	Item No.	SRP/pc.
Walnut	550.13.761	\$246.00
Birch	550.13.861	\$180.00

## DIVIDER SET, OPTIONAL

- The peg board must also be ordered

### Supplied With


- 2 Dividers - 12 3/4" x 5/16" x 2"
- 3 Dividers - 4 15/16" x 5/16" x 3 9/16"



Material	Item No.	SRP/set
Walnut	550.13.793	\$516.00
Birch	550.13.893	\$408.00

## SMALL CROSS DIVIDER, OPTIONAL

- Typically used together with the divider set
- W x D x H: 5 7/8" x 12 3/4" x 3 9/16"



Material	Item No.	SRP/pc.
Walnut	550.13.794	\$222.00
Birch	550.13.894	\$180.00

## ANTI-SLIP BUMPER, OPTIONAL


- The peg board must also be ordered
- For Ø 3/16" holes

### Material

Rubber

### Supplied With

- 1 Bag (25 pcs.)



Color	Item No.	SRP/pkg.
black	556.87.399	\$22.00

# TANDEM CHEF'S PANTRY

KESSEBÖHMER

- The ultimate in pantry storage solutions, the Tandem Chef's Pantry allows for easy, total access to everything you might typically need or store in a chef's kitchen environment
- Right or left door mounted
- Back frame is unhandled
- Door load is supported by special frame brackets



*soft&silent)))*

## FRAME

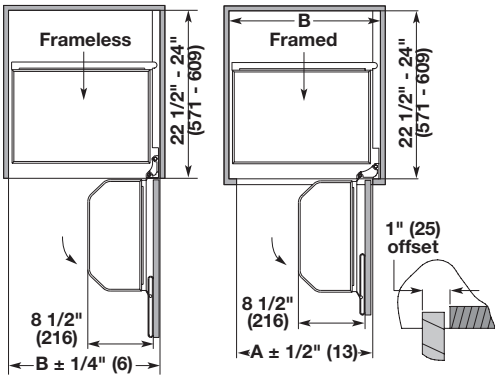
- Weight capacity: Back: 130 lbs.  
Door: 55 lbs.

### Material

Steel, powder-coated

### Note

68" available in champagne finish only.  
Order 2 frame sets and 2 sets of trays for a double door application. Tray sets must be ordered separately, refer to opposite page.



Frame clearance	Interior clearance	Champagne Height: 46"	Silver Height: 46"	SRP/pc.	Champagne Height: 68"	SRP/pc.
15"	16 1/2"	546.64.811	546.64.911	\$1,112.00	546.64.821	\$1,112.00
18"	19 1/2"	546.64.812	546.64.912	\$1,112.00	546.64.822	\$1,112.00
21"	22 1/2"	546.64.813	546.64.913	\$1,112.00	546.64.823	\$1,112.00



# TANDEM CHEF'S PANTRY

## ARENA PLUS TRAY SET FOR BACK FRAME

### Material


Melamine; Surround: Steel

### Supplied With

4 Trays

### Note


Order 2 sets of trays for 68" version



Maple/Champagne



Maple/Chrome



White/Chrome

Frame clearance	Interior clearance	W X D X H	Maple/Champagne	SRP/set	Maple/Chrome	SRP/set	White/Chrome	SRP/set
15"	16 1/2"	14 7/8" x 12" x 3 1/2"	546.64.871	\$450.00	546.64.171	\$450.00	546.64.271	\$450.00
18"	19 1/2"	17 7/8" x 12" x 3 1/2"	546.64.872	\$450.00	546.64.172	\$450.00	546.64.272	\$490.20
21"	22 1/2"	20 7/8" x 12" x 3 1/2"	546.64.873	\$490.20	546.64.173	\$450.00	546.64.273	\$490.20

## ARENA PLUS TRAY SET FOR DOOR

### Material



Melamine; Surround: Steel

### Supplied With


4 Trays

### Note


Order 2 sets of trays for 68" version



Maple/Champagne



Maple/Chrome



White/Chrome

Interior clearance	W X D X H	Maple/Champagne	Maple/Chrome	SRP/set	White/Chrome	SRP/set
16 1/2"	11 1/8" x 6 3/4" x 3 1/2"	546.64.891	546.64.191	\$390.00	546.64.291	\$425.00
19 1/2"	14 1/8" x 6 3/4" x 3 1/2"	546.64.892	546.64.192	\$390.00	546.64.292	\$425.00
22 1/2"	17 1/8" x 6 3/4" x 3 1/2"	546.64.893	546.64.193	\$390.00	546.64.293	\$390.00

# TANDEM SOLO PANTRY

KESSEBOHMER

- Easy fit for tall frameless cabinets
- Height adjustable shelves to be positioned above or below door hinges
- Transparent sides for a clear view of contents
- Smooth gliding roller with soft open and close
- For cabinet widths: 18"-24"
- Standard angle hinges are recommended



## FRAME

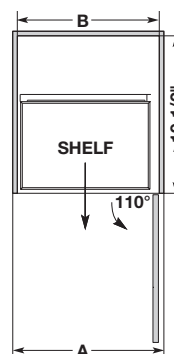
- Weight capacity: 220 lbs.

### Material

Steel, powder-coated

### Note

Only to be used with frameless cabinets.



- Height: 44 3/4"
- Minimum internal cabinet height: 51"

Width	B	Champagne	Silver	SRP/pc.
18"	16 1/2"–16 3/4"	546.92.801	546.92.901	\$1,020.00
21"	18 1/2"–18 3/4"	546.92.802	546.92.902	\$1,020.00
24"	22 1/2"–22 3/4"	546.92.803	546.92.903	\$1,020.00

- Height: 64 3/8"
- Minimum internal cabinet height: 71"

Width	B	Champagne	Silver	SRP/pc.
18"	16 1/2"–16 3/4"	546.92.831	546.92.931	\$1,020.00
21"	18 1/2"–18 3/4"	546.92.832	546.92.932	\$1,020.00
24"	22 1/2"–22 3/4"	546.92.833	546.92.933	\$1,020.00



# TANDEM SOLO PANTRY




## ARENA PLUS STYLE TRAY SETS

- D x H: 16 1/2" x 3 1/2"
- Material: Melamine; Surround: Steel


**Supplied With**  
2 trays

### Note


We recommend ordering 2 tray sets for the 44 3/4" frame and 3 sets for the 64 3/4" frame.




Maple/Champagne




Maple/Chrome



White/Chrome



Gray/Chrome



Frame	Width	Maple/Champagne	Maple/Chrome	White/Chrome	Gray/Chrome	SRP/set
18"	12 7/8"	546.92.881	546.92.281	546.92.781	546.92.581	\$300.00
21"	14 7/8"	546.92.882	546.92.282	546.92.782	546.92.582	\$300.00
24"	18 7/8"	546.92.883	546.92.283	546.92.783	546.92.583	\$300.00

# PANTRY PULL-OUT

KESSEBÖHMER

- This extremely flexible pantry storage solution provides high visibility and easy-to-reach access from three sides
- Hooks on one side
- Left or right mounting to top and bottom panels



## PANTRY FRAME - SINGLE EXTENSION

- Inside cabinet depth: 20 1/4"
- Height: 45 11/16" - 58 7/8"
- Minimum inside cabinet width = tray/basket + 1 7/8"
- Weight capacity: 88 lbs.

**Material**

Steel, powder-coated



Finish	Item No.	SRP/pc.
silver RAL 9006	545.78.200	\$436.00





# PANTRY PULL-OUT

## ARENA PLUS STORAGE TRAY


- D x H: 18 1/2" x 3 1/2"

### Material

Melamine; Surround: Steel



Maple/Chrome



White/Chrome

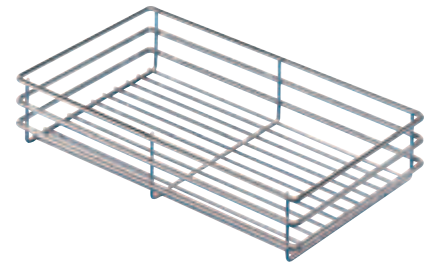
Width	Maple/Chrome	SRP/pc.	White/Chrome	SRP/pc.
4 3/8"	545.60.175	\$122.00	545.60.275	\$112.00
6 1/4"	545.60.176	\$126.36	545.60.276	\$116.00
9"	545.60.177	\$135.08	545.60.277	\$124.00
11 5/8"	545.60.178	\$145.98	545.60.278	\$134.00

## STORAGE BASKET

- D x H: 18 1/2" x 3"

### Material

Steel; Finish: chrome



Width	Item No.	SRP/pc.
4 3/8"	545.60.208	\$84.98
6 1/4"	545.60.217	\$93.68
8 1/4"	545.60.244	\$100.22
12 1/2"	545.60.253	\$117.66

# PULL-OUT CABINET SLIDES

EKU

- These heavy duty slides are specifically designed for pantry shelf applications and come in a variety of lengths to suit your needs
- Mounted to customer supplied wood pull-out pantry
- Eleven different lengths allow you to optimize your storage space and bring your goods into easy reach

*soft&silent*)))



## EKU-FORTE 170/340

- Partial extension
- Top/bottom mounted
- Weight capacity: 374 lbs.
- 3 mm (+2/-1) height adjustment with adjusting screw, permitting alignment of the front panel

### Material


Steel; Finish: gray RAL 7035

### Supplied With

Bottom runner

Top guide

Mounting instructions



## EASY CLOSE MECHANISM

### Material

Steel and Plastic

### Note

Damping is not possible with the shortest length.



Installation length	Extension length	Item No.	SRP/pc.
15 3/16"	14 15/16"	421.48.381	\$620.00
17 1/8"	16 15/16"	421.48.431	\$630.00
19 1/16"	18 7/8"	421.48.481	\$600.00
21 1/16"	20 7/8"	421.48.531	\$630.00
23"	22 13/16"	421.48.581	\$690.00
25"	24 13/16"	421.48.631	\$740.00
27"	26 3/4"	421.48.681	\$790.00
30 15/16"	30 11/16"	421.48.781	\$860.00
34 13/16"	34 5/8"	421.48.881	\$910.00
38 3/4"	39 9/16"	421.48.981	\$1,030.00
42 3/4"	42 1/2"	421.48.991	\$1,120.00

	Item No.	SRP/pc.
	421.48.021	\$170.00

# PULL-OUT CABINET GUIDES/SLIDES

FULTERER

## TOP/BOTTOM MOUNTED

- Partial extension; for floor mounting
- Ceiling guide for lateral stability
- U-profile is closed on one end to function as an end stop for the guide roller
- Weight capacity including cabinet and useful load: 440 lbs.

### Material

Steel, epoxy-coated; Color: white; Rollers: Steel, Polyamide

### Supplied With

4 Steel ball bearing rollers  
6 Plastic rollers  
Ball guide with rollers  
U-profile

### Note

The running tracks of these guides should not be lubricated.



Installed length	Extension length	Item No.	SRP/pc.
21 5/8"	21 1/16"	421.50.756	\$640.00
23 5/8"	23"	421.50.761	\$680.00

## EASY CLOSE MECHANISM

### Material

Plastic



Color	Item No.	SRP/pc.
gray	421.50.000	\$120.00


## TOP/BOTTOM MOUNTED

- Soft close
- Full extension
- Horizontal and vertical adjustment
- Rear stop
- Maximum H x W: 72" x 18"
- Slide length: 22 5/8"
- Weight capacity: 275 lbs.

### Material

Steel; Rollers: Delrin

*soft&silent)))*



Finish	Item No.	SRP/pc.
silver powder-coated	421.46.958	\$450.00

# ROLL-OUT TRAYS

- 5/8" solid maple with dovetail construction
- Two height options: 3 1/2" and 7 3/4"
- For face frame and frameless cabinets
- Depth: 21 1/8"

**Material**

Maple

**Note**

The sizes listed are the outside cabinet widths with the option for face frame or frameless in each.

**There are 3 steps in order to order the Roll-Out Trays**

1. Choose your tray, below
2. Choose your drawer slide, refer to page **84**
3. Choose your pilaster system, refer to page **85**



Cabinet width	Tray height	Tray width	Face frame	SRP/pc.	Tray width	Frameless	SRP/pc.
15"	3 1/2"	10 9/16"	557.59.112	\$54.00	11 1/16"	557.59.122	\$54.00
18"	3 1/2"	13 9/16"	557.59.113	\$60.00	14 1/16"	557.59.123	\$60.00
21"	3 1/2"	16 9/16"	557.59.115	\$66.00	17 1/16"	557.59.125	\$66.00
24"	3 1/2"	19 9/16"	557.59.117	\$72.00	20 1/16"	557.59.127	\$72.00
15"	7 3/4"	10 9/16"	557.59.132	\$108.00	11 1/16"	557.59.142	\$108.00
18"	7 3/4"	13 9/16"	557.59.133	\$120.00	14 1/16"	557.59.143	\$120.00
21"	7 3/4"	16 9/16"	557.59.135	\$132.00	17 1/16"	557.59.145	\$132.00
24"	7 3/4"	19 9/16"	557.59.137	\$144.00	20 1/16"	557.59.147	\$144.00

# ROLL-OUT TRAYS

## DRAWER SLIDES

### Note

Order 1 pair of slides and clips for each tray.



### GRASS ELITE PLUS 16

#### Material

Steel; Finish: zinc-plated




Description	Item No.	SRP/pc.
21" Slide	433.25.114	\$31.03
RH Clip	433.30.000	\$0.89
LH Clip	433.30.001	\$0.89

### GRASS DYNAPRO 16-2D

#### Material

Steel; Finish: zinc-plated



Description	Item No.	SRP/pc.
21" Slide	433.19.455	\$35.78
RH Clip	433.19.044	\$1.32
LH Clip	433.19.043	\$1.32

### SALICE FUTURA

#### Material

Steel; Finish: zinc-plated



Description	Item No.	SRP/pc.
21" Slide	433.17.753	\$36.00
Clip Set	421.23.000	\$2.16



# ROLL-OUT TRAYS

## PILASTER SYSTEM

**Note**  
Order 1 pilaster kit for each cabinet.



### QUICK TRAY

- Height: 20 1/8"

**Material**  
Plastic; Color: white

**Supplied With**  
4 Pilasters  
20 Mounting screws  
8 Hook dowels with mounting screws




Version	Width	Item No.	SRP/pc.
Frameless	1"	431.01.710	\$34.80
Face Frame	1 1/4"	431.01.711	\$36.55

### X BRACKETS

- Width: 1 1/4"

**Material**  
Maple; Brackets: Metal

**Supplied With**  
4 Pilasters  
8 Brackets with screws



Height	Item No.	SRP/pc.
20 7/8"	431.01.800	\$119.23
28"	431.01.810	\$124.99
58 5/8"	431.01.820	\$267.34

# INTERNAL DRAWER PULL-OUT

KESSEBÖHMER

- Attractive pull-out trays offer increased usability and maximize base cabinet storage potential
- Position above or below door hinges
- Mount with 21" undermount slides (Salice Futura, Grass Dynapro or Grass Elite), sold separately, refer to page **84**
- Consider door and hinge protrusion for clearance
- Opening should be 1/2" wider than pull-out

## Note

Can be blocked out with "Quik Tray" or X Bracket for face frame applications, refer to page **85**.

*Non*  
**Slip**


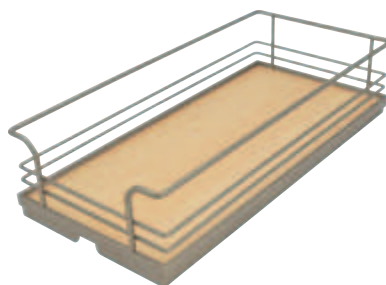


## ARENA PLUS PULL-OUT TRAYS


- D x H: 20 5/8" x 4 5/16"

## Material


Melamine; Surround: Steel



Maple/Champagne



Maple/Chrome



White/Chrome

Width	Maple/Champagne	SRP/pc.	Maple/Chrome	SRP/pc.	White/Chrome	SRP/pc.
9 7/8"	547.12.821	\$324.00	547.12.121	\$324.00	547.12.221	\$324.00
11 1/16"	547.12.801	\$324.00	547.12.101	\$288.00	547.12.201	\$324.00
12"	547.12.811	\$324.00	547.12.111	\$324.00	547.12.211	\$324.00
12 7/8"	547.12.822	\$324.00	547.12.122	\$324.00	547.12.222	\$324.00
14 1/16"	547.12.802	\$324.00	547.12.102	\$324.00	547.12.202	\$324.00
15"	547.12.812	\$324.00	547.12.112	\$324.00	547.12.212	\$324.00
15 7/8"	547.12.823	\$324.00	547.12.123	\$324.00	547.12.223	\$288.00
17 1/16"	547.12.803	\$324.00	547.12.103	\$288.00	547.12.203	\$324.00
18"	547.12.813	\$324.00	547.12.113	\$324.00	547.12.213	\$324.00
18 7/8"	547.12.824	\$324.00	547.12.124	\$324.00	547.12.224	\$324.00
20 1/16"	547.12.804	\$324.00	547.12.104	\$324.00	547.12.204	\$324.00
21"	547.12.814	\$324.00	547.12.114	\$324.00	547.12.214	\$324.00

# SPICE RACK

KESSEBÖHMER

- Available in two sizes to accommodate a wide variety of sizes of spice jars
- For left and right installation
- Frame can be used behind doors or with optional slide for pull-out
- Integrated soft close

## Note

Shown with optional slides.

*soft&silent*)))



## PULL-OUT SLIDES, OPTIONAL

- 35 mm ball bearing, side mounted, full extension
- Installed length: 9 7/8"
- Extension length: 10"

## Material

Steel, powder-coated, galvanized  
Brackets: Steel

## Supplied With

Brackets



Finish	Item No.	SRP/set
champagne	543.34.800	\$114.00

## ARENA PLUS TRAY SET


- D x H: 9 7/8" x 2 3/4"

## Material

Melamine  
Surround: Steel, powder-coated


## Supplied With

2 Trays



Maple/Champagne

White/Chrome



Maple/Chrome

Width	Maple/Champagne	SRP/set	Maple/Chrome	White/Chrome	SRP/set
3"	543.34.851	\$200.00	543.34.151	543.34.251	\$218.00
5"	543.34.852	\$200.00	543.34.152	543.34.252	\$218.00

## FRAME

- W x D x H: 3/4" x 10" x 23 1/2"

## Material

Steel, powder-coated

## Supplied With

Mounting hardware for door mounting



Champagne

Silver

Finish	Item No.	SRP/pc.
champagne	543.34.830	\$254.00
silver	543.34.930	\$254.00

# WALL PULL-OUTS

- Available in a variety of widths and heights, our selection of wall pull-outs adds functional storage behind cabinet doors



## WALL FILLER PULL-OUT

- With case
- With 3 shelves
- For use between cabinets as a filler
- Depth: 11 1/4"

### Material

Maple and Birch



## WALL PULL-OUT

- Without case
- For use as a pull-out in 9"-12" framed cabinets
- Adjustable shelves
- Full extension 100 lb. capacity ball bearing slides
- Top shelf is open for easy access
- D x H: 11" x 26"

### Material

Maple and Birch



W x H	Item No.	SRP/pc.
3" x 30"	545.47.256	\$162.00
3" x 36"	545.47.257	\$174.00
3" x 42"	545.47.258	\$186.00
6" x 30"	545.47.266	\$204.00
6" x 36"	545.47.267	\$210.00
6" x 42"	545.47.268	\$228.00

Width	Item No.	SRP/pc.
4 7/8"	545.47.212	\$150.00
7 7/8"	545.47.214	\$174.00

# SPICE AND DOOR RACKS




## PULL-OUT SPICE RACK

- Installs in under 5 minutes
- 2" and 3" width compartments hold up to 7 lbs.
- 4", 5" and 6" compartment widths hold up to 20 lbs.
- Unique upper cabinet design keeps supplies close to cooking and prep areas

**Material**

Textured ABS, Stainless and Birch



W x D x H	Item No.	SRP/pc.
10 3/4" x 14 3/8" x 10 3/4"	545.06.101	\$242.00
10 3/4" x 19 1/4" x 10 3/4"	545.06.102	\$350.00

## DOOR RACK

- Mounts to back of door in a base cabinet
- Holds cleaning supplies or other lightweight products
- Versatile storage for kitchen or bath
- For 15", 18" and 21" width overlay or inset doors

**Material**

Birch and Metal; Finish: chrome



Door size (W x H) nominal	Door type	Rack size	Item No.	SRP/pc.
15" x 24"	overlay	3 1/4" x 8 1/4" x 20 5/8"	543.17.200	\$34.00
15" x 24"	inset	3 1/4" x 8 1/4" x 18"	543.17.210	\$34.00
18" x 24"	overlay	3 1/4" x 11 1/4" x 20 5/8"	543.17.201	\$38.00
18" x 24"	inset	3 1/4" x 11 1/4" x 18"	543.17.211	\$38.00
21" x 24"	overlay	3 1/4" x 14 1/4" x 20 5/8"	543.17.202	\$46.00
21" x 24"	inset	3 1/4" x 14 1/4" x 18"	543.17.212	\$46.00



# BASE PULL-OUT II

KESSEBÖHMER

- Maximize lower cabinet storage with this handy base cabinet pull-out
- Height adjustable frame mounts behind full door
- For overlay and inset doors
- Trays/boxes are height adjustable
- Top/bottom mounting with full extension frames provide full access

*soft&silent* )))



## FULL EXTENSION FRAME

- W x D: 3 3/4" x 21 3/8"
- Installed height: 26 3/8" - 32"
- Weight capacity: 60 lbs.

### Material

Steel, powder-coated

### Supplied With

Slides

Front brackets

### Note

Optional wide door brackets must be ordered separately, below.

Finish	Item No.	SRP/pc.
champagne	546.62.826	\$348.00
silver	546.62.926	\$348.00



## WIDE BOTTOM DOOR BRACKET, OPTIONAL

- W x H: 5 1/2" x 1 7/16"

### Material

Steel

### Note

Required for doors 15" or wider.

Replaces standard bottom bracket only.



Finish	Item No.	SRP/pc.
champagne	545.09.890	\$20.00
silver	545.09.990	\$20.00

## METAL TRAY SET

- D x H: 20 3/8" x 4 1/2"

### Material

Steel, powder-coated

### Supplied With


2 Trays



Width	Champagne	Silver	SRP/set
3.3"	545.09.800	545.09.900	\$126.00
4"	545.09.810	545.09.910	\$132.00
5"	545.09.821	545.09.921	\$138.00
7"	545.09.832	545.09.932	\$150.00

# BASE PULL-OUT II

## ACCESSORIES



### TRAY SET 3 5/16" WIDE

**Material**

Metal, Wire and Plastic

**Supplied With**

- 1 Metal shelf
- 4 Elastic bumpers
- 2 Wire racks (3 wires)
- 4 Plastic clips



Finish	Item No.	SRP/pc.
champagne	545.09.850	\$128.00
silver	545.09.950	\$128.00


### TRAY SET 5" WIDE

**Material**

Metal, Wire and Plastic

**Supplied With**

- 1 Metal shelf
- 4 Elastic bumpers
- 2 Wire racks (4 wires)
- 6 Plastic clips



Finish	Item No.	SRP/pc.
champagne	545.09.851	\$142.00
silver	545.09.951	\$142.00


### TRAY SET 7" WIDE

**Material**

Metal, Wire and Plastic

**Supplied With**

- 1 Metal shelf
- 4 Elastic bumpers
- 2 Wire racks (5 wires)
- 8 Plastic clips



Finish	Item No.	SRP/pc.
champagne	545.09.852	\$156.00
silver	545.09.952	\$156.00

# BASE PULL-OUT II

YOUBOXX



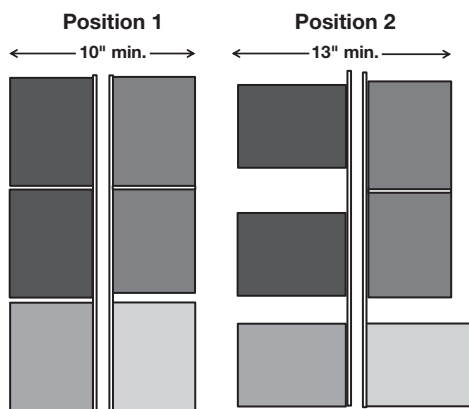
## YOUBOXX SET 1

### Material

Plastic; Color: white; Rails: Steel, powder-coated

### Supplied With

- 2 – 1 L boxes
- 1 – 2.1 L box
- 2 – 2 L boxes
- 1 Slotted knife block
- 2 Lids
- 2 Traverse rails



Finish	Item No.	SRP/set
champagne	545.09.861	\$160.00
silver	545.09.961	\$160.00

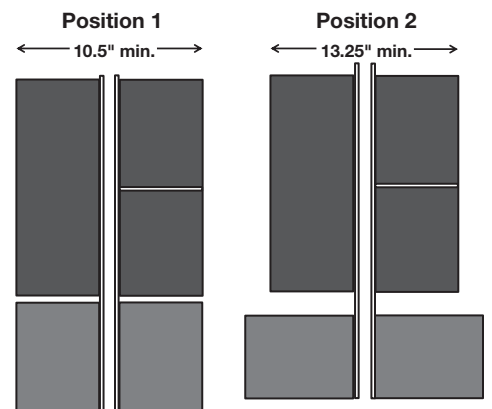
## YOUBOXX SET 2

### Material

Plastic; Color: white; Rails: Steel, powder-coated

### Supplied With

- 2 – 1 L boxes
- 2 – 2.1 L boxes
- 2 Lids
- 1 Large divider
- 2 Traverse rails



Finish	Item No.	SRP/set
champagne	545.09.872	\$130.00
silver	545.09.972	\$130.00

# BASE PULL-OUT II

FINELINE™ BOXES

**Supplied With**

1 Box




Width	Birch	SRP/pc.	Walnut	SRP/pc.
4"	545.96.880	\$40.62	545.96.780	\$79.00
5"	545.96.881	\$42.88	545.96.781	\$88.02
7"	545.96.882	\$49.66	545.96.782	\$97.06
8"	545.96.883	\$54.18	545.96.783	\$101.58
10"	545.96.884	\$63.20	545.96.784	\$112.86
11"	545.96.885	\$65.46	545.96.785	\$117.38
13"	545.96.886	\$74.48	545.96.786	\$128.66
14"	545.96.887	\$76.74	545.96.787	\$133.18
16"	545.96.888	\$88.02	545.96.788	\$144.46
17"	545.96.889	\$90.28	545.96.789	\$148.98
19"	545.96.890	\$97.06	545.96.790	\$162.52

## BRACKET SET

**Supplied With**

1 Set



Width	Steel/silver	Steel/champagne	SRP/set	304 Stainless Steel/ brushed	SRP/set
4"	545.96.900	545.96.800	\$26.00	545.96.000	\$31.00
5"	545.96.901	545.96.801	\$27.00	545.96.001	\$32.00
7"	545.96.902	545.96.802	\$28.00	545.96.002	\$34.00
8"	545.96.903	545.96.803	\$30.00	545.96.003	\$36.00
10"	545.96.904	545.96.804	\$31.00	545.96.004	\$38.00
11"	545.96.905	545.96.805	\$32.00	545.96.005	\$40.00
13"	545.96.906	545.96.806	\$33.00	545.96.006	\$42.00
14"	545.96.907	545.96.807	\$34.00	545.96.007	\$44.00
16"	545.96.908	545.96.808	\$35.00	545.96.008	\$60.00
17"	545.96.909	545.96.809	\$36.00	545.96.009	\$62.00
19"	545.96.910	545.96.810	\$38.00	545.96.010	\$64.00

# BASE PULL-OUT II

## TRAYS



### ARENA PLUS TRAY SET

- Height: 4 1/8"

#### Material


Melamine; Surround: Steel

#### Supplied With


2 Trays

#### Note


Cross dividers included on 4", 5" and 7" trays only.



Maple/Champagne




Maple/Chrome



White/Chrome



Gray/Chrome



W x D	Cabinet opening	Maple/Champagne	Maple/Chrome	White/Chrome	SRP/set	Gray/Chrome	SRP/set
4" x 19 3/4"	4 1/2"	546.63.878	546.63.178	546.63.278	\$330.00	546.63.578	\$359.52
5" x 19 3/4"	5 1/2"	546.63.877	546.63.177	546.63.277	\$348.00	-	-
7" x 19 3/4"	7 1/2"	546.63.859	546.63.159	546.63.259	\$354.00	546.63.559	\$385.68
8" x 20 3/8"	8 1/2"	546.63.812	546.63.112	546.63.212	\$216.00	-	-
10" x 20 3/8"	10 1/2"	546.63.832	546.63.132	546.63.232	\$216.00	546.63.532	\$235.30
11" x 20 3/8"	11 1/2"	546.63.813	546.63.113	546.63.213	\$222.00	-	-
13" x 20 3/8"	13 1/2"	546.63.833	546.63.133	546.63.233	\$252.00	546.63.533	\$274.56
14" x 20 3/8"	14 1/2"	546.63.814	546.63.114	546.63.214	\$252.00	-	-
16" x 20 3/8"	16 1/2"	546.63.834	546.63.134	546.63.234	\$288.00	546.63.534	\$313.92
17" x 20 3/8"	17 1/2"	546.63.815	546.63.115	546.63.215	\$336.00	-	-
19" x 20 3/8"	19 1/2"	546.63.835	546.63.135	546.63.235	\$342.00	-	-



# BASE UNIT PULL-OUT

- Full base unit pull-outs with soft close for cabinets with hinged doors
- Compact design for efficiently storing your everyday kitchen utensils
- Automatically glides out when opening the cabinet door
- Items are accessible from 3 sides
- Removable dispenser with a transparent lid for storage of spices or other small items
- Special sections for knives, wooden spoons and chopping boards
- Mounts left or right

*soft&silent*)))



## KITCHEN TOWER 600

- For 24" frameless cabinets with a door/drawer
- Minimum inside cabinet dimensions:  
W x D x H: 22 1/8" x 19 11/16" x 22 1/16"

### Material

Steel, powder-coated; Boxes: ABS, UV resistant

### Supplied With

3 Upper level trays with dividers and a 4-section spice dispenser\*  
4 Magnetic dividers  
Non-slip mat  
Chopping board holder  
Full extension slide  
Door fitting

### Note

\*Food and dishwasher safe.

Finish	Item No.	SRP/pc.
silver	545.17.956	\$754.00
anthracite	545.17.356	\$792.00



## KITCHEN TOWER 450

- For 18" frameless cabinets with a door/drawer
- Minimum inside cabinet dimensions:  
W x D x H: 16 1/4" x 19 11/16" x 22 1/16"

### Material

Steel, powder-coated; Boxes: ABS, UV resistant

### Supplied With

2 Upper level trays with dividers and a 4-section spice dispenser\*  
2 Magnetic dividers  
Non-slip mat  
Chopping board holder  
Full extension slide  
Door fitting

### Note

\*Food and dishwasher safe.

Finish	Item No.	SRP/pc.
silver	545.17.954	\$670.00
anthracite	545.17.354	\$704.00

# BASE PULL-OUT

KESSEBÖHMER

- Bring your storage to you with this handy base cabinet shelving unit pull-out
- Full extension frames provide full access
- Trays/baskets adjustable every 4"



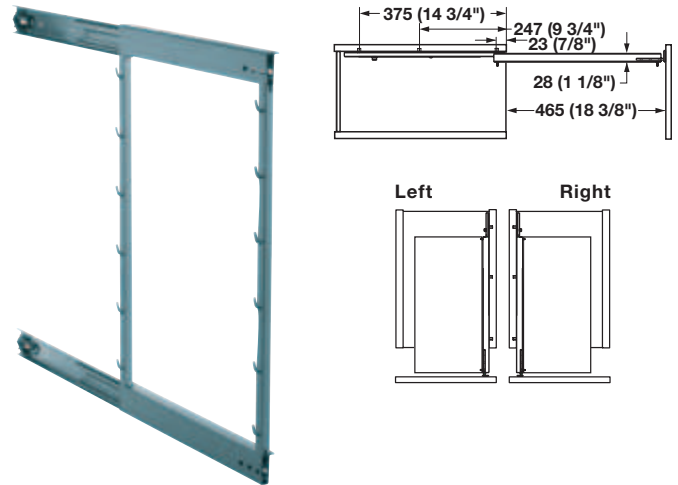
*soft&silent*)))

## FULL EXTENSION FRAME

- Minimum inside cabinet depth: 19 1/8"
- Inside cabinet width: basket width + 1 5/16"
- Weight capacity: 53 lbs.

### Material

Steel, powder-coated; Finish: silver RAL 9006



Inside cabinet height min.	Frame height	Left access	Right access	SRP/pc.
19 5/8"	19 1/2"	545.59.268	545.59.278	\$168.00
23 5/8"	23 1/2"	545.59.266	545.59.276	\$168.00
26 1/8"	26"	545.59.267	545.59.277	\$168.00



# BASE PULL-OUT

## ARENA PLUS STORAGE TRAY

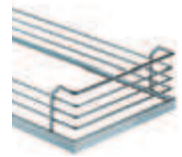
- D x H: 18 1/2" x 3 1/2"

### Material

Melamine; Surround: Steel



Maple/Chrome



White/Chrome


Width	Maple/Chrome	SRP/pc.	White/Chrome	SRP/pc.
4 3/8"	545.60.175	\$122.00	545.60.275	\$112.00
6 1/4"	545.60.176	\$126.36	545.60.276	\$116.00
9"	545.60.177	\$135.08	545.60.277	\$124.00
11 5/8"	545.60.178	\$145.98	545.60.278	\$134.00

## STORAGE BASKET

- D x H: 18 1/2" x 3"

### Material

Steel; Finish: chrome



Width	Item No.	SRP/pc.
4 3/8"	545.60.208	\$84.98
6 1/4"	545.60.217	\$93.68
8 1/4"	545.60.244	\$100.22
12 1/2"	545.60.253	\$117.66

## FRONT BRACKET 90°

- For base unit pull-outs

### Material

Steel, powder-coated

### Note

2 per frame required



Finish	Item No.	SRP/pc.
silver	545.59.298	\$20.00

# BASE PULL-OUT

KESSEBÖHMER

- Maximize storage in even the narrowest of spaces, these base pull-outs offer wire sides to keep your items on the shelf and intact
- Mounts on the right hand side
- Full extension soft closing slides
- Shelves accommodate items with 3 1/2" diameter
- Weight capacity: 26 lbs.

*soft&silent* )))



## 90° 2-TIER PULL-OUT

- Min. inside cabinet W x D x H:  
4 1/2" x 19" x 22 1/4"

### Material

Steel

### Supplied With

Textured surface metal trays  
Full extension slides



Finish	Item No.	SRP/pc.
chrome	545.61.232	\$240.00

## 90° 3-TIER PULL-OUT

- Min. inside cabinet W x D x H:  
4 1/2" x 19" x 29 3/4"

### Material

Steel

### Supplied With

Textured surface metal trays  
Full extension slides



Finish	Item No.	SRP/pc.
chrome	545.61.233	\$336.00

# BASE PULL-OUT

- Use all the spaces in your kitchen, even the narrow ones
- Configurable with a towel rail, baking tray and divider, these base pull-outs are a great addition to any kitchen
- Mounts on the right hand side
- Weight capacity: 26 lbs.

*soft&silent*)))



## 90° TOWEL RAIL

- Min. inside cabinet W x D x H:  
4 1/2" x 19" x 23 1/4"

### Material

Steel

### Supplied With

Full extension slides



Finish	Item No.	SRP/pc.
chrome	545.61.262	\$212.00

## 90° BAKING TRAY


- Min. inside cabinet W x D x H:  
4 1/2" x 19" x 21 1/4"

### Material

Steel

### Supplied With

Full extension slides



Finish	Item No.	SRP/pc.
chrome	545.61.272	\$224.00

## MOVABLE DIVIDER

- For use on bottom tray

### Material

Steel; Clip holder: Plastic



Finish/Color	Item No.	SRP/pc.
chrome/black	545.61.250	\$16.00



# BASE PULL-OUT

- Ideal for storing sponges, cleaning chemicals and anything you may need to carry from room-to-room as it serves as a detachable cleaning caddy
- For left or right hand use
- Integrated soft close on 3/4 extension undermount slides
- Rubber feet on the base prevent marring or sliding when you set it down
- Frame mounts to the base with 4 machine screws
- Mounted to the cabinet floor with 4 wood screws



*soft&silent*)))

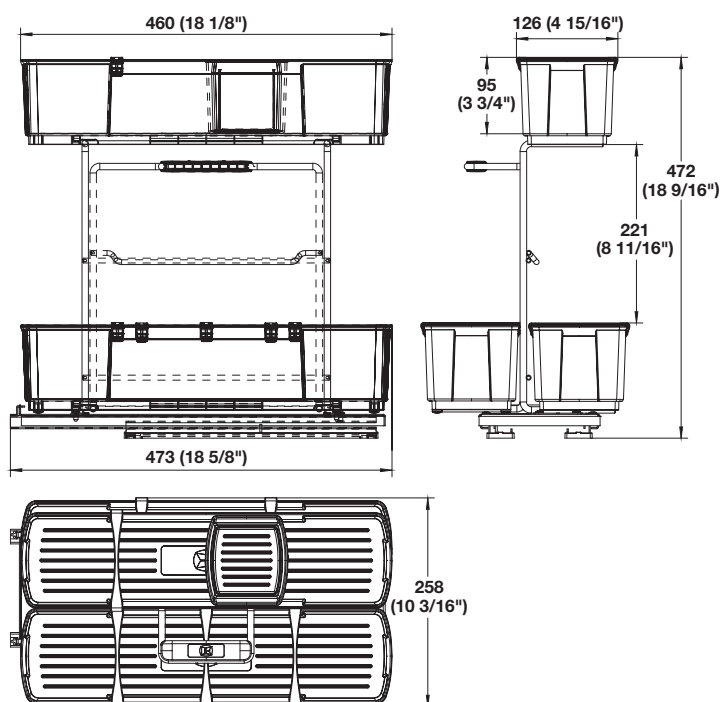
## CLEANING CADDY

### Material

Steel, powder-coated; Finish: silver  
Rack: Steel; Finish: chrome-plated  
Trays: Plastic

### Supplied With

4 Machine screws  
4 Wood screws  
6 Removable dividers  
Mounting instructions



Color	Item No.	SRP/pc.
gray	549.23.502	\$156.00
white	549.23.702	\$156.00

# BASE PULL-OUT

KESSEBÖHMER

- Under sink storage for often-used cleaning items
- Slides out for easy access, and the removable basket section travels from room to room
- Integrated slide
- Acid resistant plastic trays are dishwasher safe
- Top swivel basket can be pushed to the left or right
- Bottom mounted full extension slides
- Removable caddy for easy transport of cleaning supplies
- Included dividers keep containers from falling over

*soft&silent* )))



## PORTERO

- 3 baskets (1 removable)
- W x D x H: 11" x 19 1/2" x 20"

### Material

Steel; Baskets: Plastic

### Supplied With

Base

1 Removable basket with handle

1 Basket without handle

1 Swivel basket

8 Dividers



Finish/Color	Item No.	SRP/set
champagne/white	545.48.862	\$420.00
chrome/white	545.48.262	\$420.00

## PORTERO

- 1 removable basket
- W x D x H: 6 3/8" x 19 1/2" x 15 3/4"

### Material

Steel; Basket: Plastic

### Supplied With

Base

1 Removable basket with handle

4 Dividers



Finish/Color	Item No.	SRP/set
champagne/white	545.48.860	\$282.00
chrome/white	545.48.260	\$282.00

# UNDERSINK PULL-OUTS

KESSEBÖHMER

- Undersink pull-outs are available in a lockable pull-out compartment (ideal for childproofing cleaning chemicals or other controlled items), or a two-tiered pull-out



## LOCKABLE PULL-OUT COMPARTMENT

- A lockable storage unit to keep dangerous household chemicals stored safely
- Installs left or right
- D x W x H: 8" x 17" x 17 3/8"

### Material

Steel

### Supplied With

Runners



Finish	Item No.	SRP/pc.
chrome	545.48.248	\$466.00

## UNDERSINK STORAGE UNIT

- D x W x H: 8 9/16" x 18 1/2" x 16 9/16"

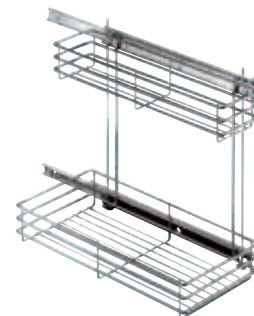
### Material

Steel

### Supplied With

Upper runners

Lower runners



Finish	Item No.	SRP/pc.
chrome	545.48.239	\$232.00

# PULL-OUT TOWEL RACK

- A great, extending option for storing and drying kitchen towels
- Available in two and three towel bar varieties
- Length of mounting bracket: 15 3/4"
- Length of extending rails: 17"



## 2 BARS, EXTENDABLE

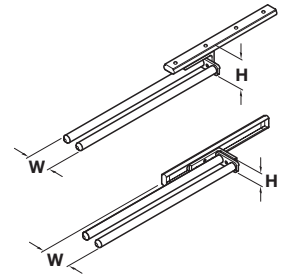
- W x H: Under mount: 2 1/2" x 3"; Side mount: 3 5/8" x 1 1/2"
- Installed length: 18 1/8"; Extended length: 11 1/4"

### Material

Aluminum anodized or powder-coated

### Supplied With

- 2 Precision plastic rollers
- 2 Plastic end caps



Finish	Item No.	SRP/pc.
chrome	510.54.221	\$39.26
silver anodized	510.54.921	\$39.26

## 3 BARS, EXTENDABLE

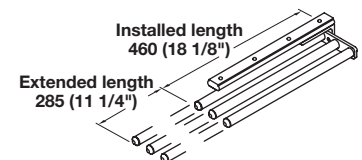
- W x H: Under mount: 5" x 3"; Side mount: 6" x 1 1/2"
- Installed length: 18 1/8"; Extended length: 11 1/4"

### Material

Aluminum anodized or powder-coated

### Supplied With

- 3 Precision plastic rollers
- 3 Plastic end caps



Finish	Item No.	SRP/pc.
chrome	510.54.232	\$43.62
silver anodized	510.54.932	\$43.62



# MATS

## AGOFORM


- Protect your cabinet investment with these water-resistant, durable, cut-to-size mats in a variety of colors and styles




## CABINET PROTECTOR MATS




White



Gray/stainless



Maple



Gray/Flexible Rubber

- Cut-to-size to fit in sink cabinet
- Unique dimples collect up to 1 gallon water per 6 square feet
- Stainless mat adds a beautiful and durable protective surface for your cabinet
- Maple and white mats are designed to blend with your interior cabinet finish
- Width: 45 1/4"

### Material

Polystyrene

- Flexible rubber mat ships rolled to save shipping costs
- Designed to be easier to trim with scissors for fitting around existing pipes in retrofit and remodel applications
- Easy to insert into a cabinet with a front stile
- W x D: 24 5/8" x 45 1/4"

### Material

Flexible Rubber

### Note

Once rolled out the flexible rubber mat will lay completely flat. If needed, warm slightly with a blow dryer or heat gun on initial installation. Be careful not to overheat or melt the mat.

Color	Depth	Item No.	SRP/pc.
white	24 5/8"	547.91.703	\$86.00
gray/stainless	24 5/8"	547.91.550	\$86.00
maple	23 5/8"	547.91.705	\$106.00

Color	Item No.	SRP/pc.
gray	547.91.563	\$106.00



# SMARTCAB II

## STORAGE SYSTEM

- The perfect customizable solution for kitchen cabinet organization in base cabinets with a door/drawer configuration
- Designed to fit in a 15" or 18" (with a 3" Side Caddy on page 106) base cabinet with a drawer above the door
- Can be installed behind a hinged door or with included adjustable door mount brackets
- Simple to install; screws to floor of cabinet with 4 screws



*soft&silent )))*

### BASE PULL-OUT

- W x D x H: 10 3/4" x 22 1/8" x 19 1/2"
- Features Salice Futura undermount soft close slides with 75 lb. weight capacity

**Material**

Birch Plywood/North American Maple Solids

**Supplied With**

- Horizontal shelf
- Vertical shelf
- Half Shelf

**Note**

Apps can be ordered separately to drop into the top of the pull-out (drop in tray required—order separately), refer to page 106.



	Item No.	SRP/set
	546.31.801	\$328.00

# SMARTCAB II



## FULL SIZE APP HOLDER / STORAGE TRAY

- Drops into the top of the SmartCab II base pull-out to expand your storage and organizational options

### Material

Birch



	Item No.	SRP/pc.
	546.31.863	\$103.00

## SIDE CADDY

- A convenient way to store your baking sheets
- Mounts to side of SmartCab II base pull-out with included hardware
- Adds 3" to the width of the unit
- W x D x H: 3" x 22 1/8" x 19"

### Material

Birch/North American Maple



	Item No.	SRP/pc.
	546.32.811	\$146.00

# SMARTCAB II

## APPS



### FULL-SIZE CUTTING BOARD APP

**Material**

North American Maple




	Item No.	SRP/pc.
	546.31.852	\$71.00

### KNIFE BLOCK APP

- Allows you to store your knives under your cutting board

**Material**

Birch/North American Maple




	Item No.	SRP/pc.
	546.31.881	\$82.00

### ROLL MANAGER APP

- Keep all your wraps right at your fingertips

**Material**

Birch



	Item No.	SRP/pc.
	546.32.801	\$49.00

# HÄFELE BASE PULL-OUTS

- Offered for both standard base cabinet and filler base cabinet sizes, these base pull-outs offer adjustable shelves on smooth-operating Grass Elite undermount slides

## PULL-OUT

- For use as a pull-out in 9", 12" and 15" framed cabinets
- Full extension 80 lb. weight capacity undermount slides
- Top shelf is open for easy access
- Door mount brackets provide micro adjustment
- With adjustable guide bushings for stability
- D x H: 22 7/8" x 25 3/8"

### Material

Maple



Width of Pull-out	Width of base	Item No.	SRP/pc.
5 1/4"	5 7/8"	545.47.272	\$240.00
7 7/8"	8 3/8"	545.47.274	\$264.00
10 7/8"	11 5/8"	545.47.275	\$336.00

## FILLER PULL-OUT

- For use between cabinets as a full height filler
- Use fillers behind posts and turnings
- Full extension 80 lb. weight capacity undermount slides
- D x H: 23 3/4" x 30"

### Material

Maple and Birch



Width	Item No.	SRP/pc.
3"	545.47.241	\$204.00
6"	545.47.243	\$246.00

# BOX MILANO

- Discreet way to capture small appliances and create additional enclosed storage space in the kitchen
- Unit height can be trimmed down by simply cutting the bottom of the front rails to the needed height
- Dimensions listed are outside cabinet dimension; unit is designed for 3/4" panels



## STANDARD SLATS

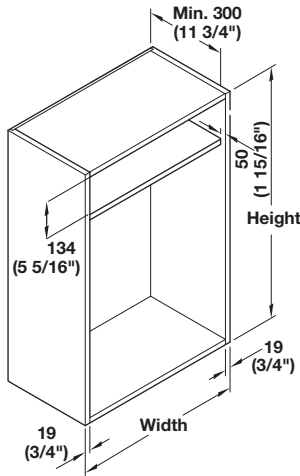
- Slat height: 1"

**Material**

Aluminum

**Note**

Custom sizes of the Box Milano can be special ordered for a minimum of 5 kits (allow 4–6 weeks for delivery).



	24" Height			60" Height			
Width	Brushed	Stainless Steel	SRP	Brushed	Stainless Steel	Matt Aluminum	SRP/pc.
18"	443.17.290	443.17.090	\$1,287.12	443.17.295	443.17.095	-	\$1,938.00
21"	443.17.314	443.17.096	\$1,287.12	443.17.319	443.17.101	-	\$1,938.00
24"	443.17.296	443.17.102	\$1,287.12	443.17.301	443.17.107	443.17.321	\$1,938.00
30"	443.17.302	443.17.108	\$1,287.12	443.17.307	443.17.113	443.17.322	\$1,938.00
36"	443.17.308	443.17.114	\$1,287.12	443.17.313	443.17.119	443.17.323	\$1,938.00



# BOX MILANO

## APPLIANCE GARAGE KIT

- A sleek alternative for countertop appliances and related accessories

### Material

Aluminum

### Note

Kit components will construct approximately 5 roller shutters:

W x H: 24" x 18"

Finish	Item No.	SRP/kit
brushed aluminum	443.18.900	\$4,026.00
stainless steel	443.18.901	\$4,628.00
matt aluminum	443.18.902	\$2,632.00



## KIT COMPONENTS

Description	Finish	Length/Ø	Qty.
Slats	aluminum	118 1/8"	36 pcs., 354'
Top valance	–	118 1/8"	1 pc.
Handle slat	–	118 1/8"	1 pc.
Surface mount track housing	aluminum	118 1/8"	5 pcs., 49'
Internal guide track for mounting inside track	–	118 1/8"	5 pcs., 49'
End cap for slat	–	–	250 pcs.
Handle cap with stop	–	–	10 pcs.
Surface mount 90° corner track	–	Ø2"	20 pcs.
Guide wheels	–	Ø4"	20 pcs.
Flat screws for attaching wheels	–	–	20 pcs.
Washer for attaching wheels	–	–	20 pcs.
Countersunk screws for attaching corner track	–	–	40 pcs.
Flat screws for attaching guide track to cabinet	–	–	75 pcs.

# TIP OUT TRAYS

- Tip Out Trays are about capturing unused space—specifically in front of sinks—for storage and quick access to sponges and other day-to-day use items



## 2-TRAY SET

- D x H: 2 3/16" x 3 7/8"

**Material**  
Plastic

**Supplied With**

- 1 Plain tray
- 1 Divided tray
- 2 Pairs of hinges



Color	Length	Item No.	SRP/set
white	11"	545.29.721	\$42.00
white	14"	545.29.722	\$42.00
silver	11"	545.29.521	\$44.00
silver	14"	545.29.522	\$44.00
maple	11"	545.29.121	\$44.00
maple	14"	545.29.122	\$44.00

## CUT-TO-SIZE TRAYS

- L x D x H: 72" x 2 3/8" x 3 11/16"

**Material**  
Plastic



Color	Item No.	SRP/pc.
white	545.29.708	\$54.00
maple	545.29.108	\$54.00

## END CAPS

- For cut-to-size trays

**Material**  
Plastic



Color	Item No.	SRP/pr.
white	545.29.710	\$7.00
maple	545.29.110	\$7.00

## HINGE SET

**Material**  
Steel

**Supplied With**  
1 Pair of hinges  
Mounting hardware



	Item No.	SRP/pr.
	545.29.990	\$12.00

# APPLIANCE LIFT

KV

- Regain use of all your countertop with our Appliance Lift that brings items to your level when in use and discreetly stores them for when company shows up
- Kitchen appliances raise effortlessly with a gas cylinder assist and then lock securely into place
- Soft down function to prevent mixer from damaging cabinet interior when released
- Can be outfitted with a custom platform or a quality pre-made maple wood platform
- Lift can be positioned at two different levels: flush with counter or 2" below counter

## Note

Install 1/2" down and 1/2" back from upper face frame (as shown).



## HARDWARE MECHANISM

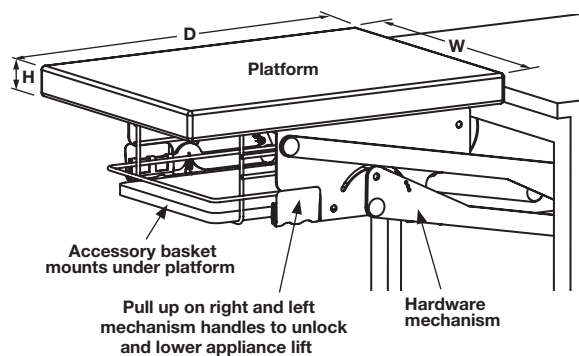
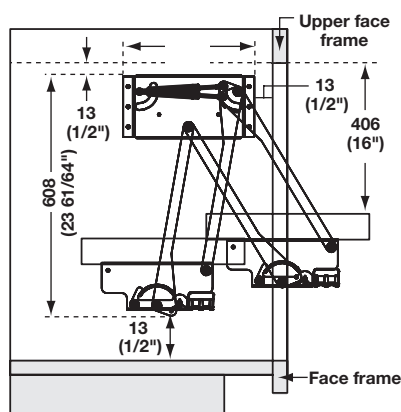
- Width: Platform surface + 2 1/2"
- Height: 23 61/64"
- Depth: Maximum 13" or platform depth
- Weight capacity: 30 lbs.

## Material

Steel

## Supplied With

- 1 Right arm
- 1 Left arm




Finish	Item No.	SRP/set
platinum	504.20.900	\$266.00

## ACCESSORY BASKET

- W x D x H: 9 7/8" x 4 7/8" x 12 7/8"

## Material

Maple; Surround: Steel




## BLOCK PLATFORM

- H x D: 1 1/2" x 18"

## Material

Maple



Finish	Item No.	SRP/pc.
black	504.20.199	\$86.00

Width	Item No.	SRP/pc.
13 1/2"	504.20.190	\$92.00
16 1/2"	504.20.191	\$106.00

# MOVE PULL DOWN UNIT

KESSEBÖHMER

- Cabinet items are easily reachable
- Pulling gently on the handle delivers a perfect sequence of movement
- Suitable for hinged doors and lift-up fittings
- Shelf stays where you let go when loaded
- Loading function: Pull shelf all the way down and it will hold in place for loading, only needed when empty
- A perfect fit for every wall cabinet, even those impossible to reach top shelves
- Weight capacity: up to 17.64 lbs.



## Material

Melamine; Surround: Steel

## Supplied With

Mounting material and instructions



Single, Silver/Gray



Double, Silver/Maple



Shim

## FACE FRAME, WITH SHIM

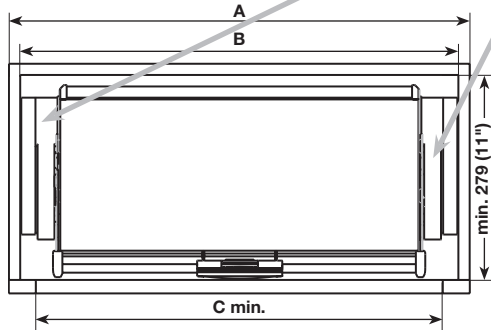
Shelf #	A	B	C min	Champagne/Maple	Silver/Maple	Silver/White	Silver/Gray	SRP/pc.
Single	21"	19 1/2" – 19 3/4"	18"	504.69.812	504.69.912	504.69.712	504.69.512	\$399.00
Single	24"	22 1/2" – 22 3/4"	21"	504.69.813	504.69.913	504.69.713	504.69.513	\$399.00
Single	27"	25 1/2" – 25 3/4"	24"	504.69.814	504.69.914	504.69.714	504.69.514	\$399.00
Single	30"	28 1/2" – 28 3/4"	27"	504.69.815	504.69.915	504.69.715	504.69.515	\$399.00
Single	33"	31 1/2" – 31 3/4"	30"	504.69.816	504.69.916	504.69.716	504.69.516	\$419.00
Single	36"	34 1/2" – 34 3/4"	33"	504.69.817	504.69.917	504.69.717	504.69.517	\$419.00
Double	21"	19 1/2" – 19 3/4"	18"	504.69.822	504.69.922	504.69.722	504.69.522	\$469.00
Double	24"	22 1/2" – 22 3/4"	21"	504.69.823	504.69.923	504.69.723	504.69.523	\$469.00

## FRAMELESS

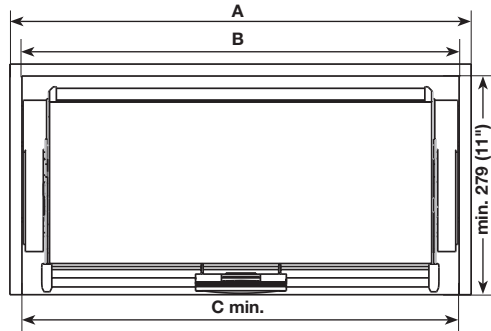
Shelf #	A	B	C min	Champagne/Maple	Silver/Maple	Silver/White	Silver/Gray	SRP/pc.
Single	21"	19 1/2" – 19 3/4"	19 1/2" – 19 3/4"	504.69.832	504.69.932	504.69.732	504.69.532	\$399.00
Single	24"	22 1/2" – 22 3/4"	22 1/2" – 22 3/4"	504.69.833	504.69.933	504.69.733	504.69.533	\$399.00
Single	27"	25 1/2" – 25 3/4"	25 1/2" – 25 3/4"	504.69.834	504.69.934	504.69.734	504.69.534	\$399.00
Single	30"	28 1/2" – 28 3/4"	28 1/2" – 28 3/4"	504.69.835	504.69.935	504.69.735	504.69.535	\$399.00
Single	33"	31 1/2" – 31 3/4"	31 1/2" – 31 3/4"	504.69.836	504.69.936	504.69.736	504.69.536	\$419.00
Single	36"	34 1/2" – 34 3/4"	34 1/2" – 34 3/4"	504.69.837	504.69.937	504.69.737	504.69.537	\$419.00
Double	21"	19 1/2" – 19 3/4"	19 1/2" – 19 3/4"	504.69.842	504.69.942	504.69.742	504.69.542	\$469.00
Double	24"	22 1/2" – 22 3/4"	22 1/2" – 22 3/4"	504.69.843	504.69.943	504.69.743	504.69.543	\$469.00

## Technical Information

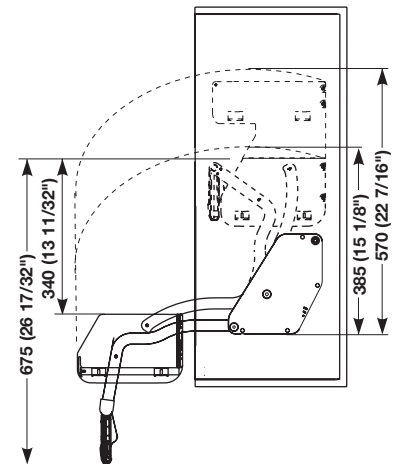
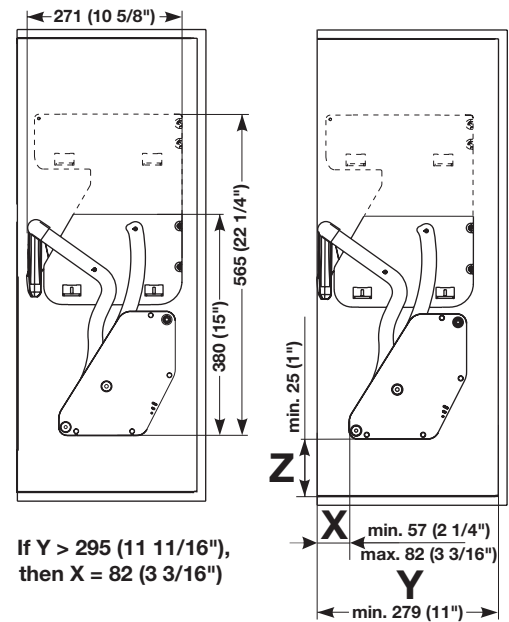
### Framed cabinet



### Frameless cabinet



A: cabinet size  
B: cabinet interior dimension  
C: clear door opening



## INSTALLATION GUIDE IMOVE SINGLE SHELF

Dimensions	Hinged door	Hinged door
Hinge protrusion	< 1"	> 1"
Installation height, hinge	2 9/16"	2 9/16"
Installation height, iMove	1"	3 5/32"
Installation depth, iMove	2 1/4"	2 1/4"
Clear inside cabinet depth	y min 11"	y min 11"
Minimum cabinet height*	20 7/16"	22 7/8"

\*Cabinet heights vary with the individual installation situations.

## INSTALLATION GUIDE IMOVE DOUBLE SHELF

Dimensions	Hinged door	Hinged door
Hinge protrusion	< 1"	> 1"
Installation height, hinge	2 9/16"	2 9/16"
Installation height, iMove	1"	3 5/32"
Installation depth, iMove	2 1/4"	2 1/4"
Clear inside cabinet depth	y min 11"	y min 11"
Minimum cabinet height*	27 29/32"	30 5/16"

\*Cabinet heights vary with the individual installation situations.



# RACKS AND FENCES

- A wide selection of stylish, purposeful racks and baskets that maintain your design vision



## BAKING RACK SUPPORT KESSEBÖHMER

- Screw mounted to cabinet base
- W x D x H: 3" x 12" x 10"

**Material**  
Steel




Finish	Item No.	SRP/pc.
champagne	540.42.800	\$48.00
chrome	540.42.200	\$48.00

## FENCE, FOR WOOD SHELVES KESSEBÖHMER

- Press-fits in 5 mm diameter drilled holes
- Height: 1 1/2"

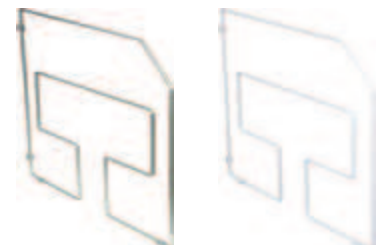
**Material**  
Steel; Finish: chrome



Length	# Press Fit Plugs	Item No.	SRP/pc.
9 3/4"	2	547.51.218	\$22.00
11 3/4"	2	547.51.227	\$24.00
13 11/16"	2	547.51.236	\$26.00
15 11/16"	2	547.51.245	\$30.00
17 5/8"	3	547.51.254	\$32.00
21 9/16"	3	547.51.263	\$36.00

## TRAY DIVIDER KV

- Installs easily with four attachment clips
- W x D: 15/16" x 19 1/2"



Finish	Height	KV No.	Item No.	SRP/pc.
frosted nickel	12"	TD12-FN	520.18.601	\$30.00
frosted nickel	18"	TD18-FN	520.18.602	\$36.00
white	12"	TD12-W	520.18.701	\$24.00
white	18"	TD18-W	520.18.702	\$30.00

# RACKS AND BASKETS

KESSEBÖHMER



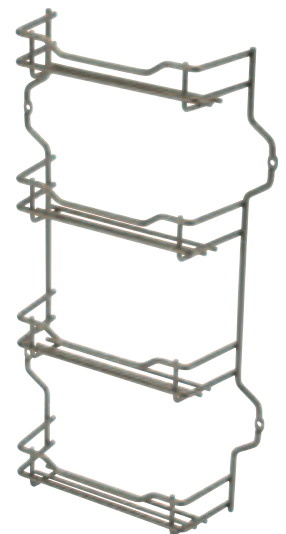
## SPICE RACK

- With screw mounting eyes
- 4 shelves
- Depth: 2 5/8"

### Material

Steel

Finish	W x H	Item No.	SRP/pc.
champagne	9 5/8" x 15 9/16"	543.19.860	\$60.00
chrome	9 5/8" x 15 9/16"	543.19.260	\$60.00
champagne	15 3/8" x 15 9/16"	543.19.880	\$66.00
chrome	15 3/8" x 15 9/16"	543.19.280	\$66.00




## MULTI-PURPOSE BASKET

- Three-sided
- With screw mounting eyes
- W x D x H: 12 1/4" x 4" x 4 1/2"

### Material

Steel

Finish	Item No.	SRP/pc.
champagne	540.36.807	\$33.00
chrome	540.36.207	\$33.00



# PULL-OUT TABLE SYSTEMS

- Extend kitchen prep areas when you need them and quickly hideaway when you don't



## RAPID, PULL-OUT TABLE HAILO

- Cantilevered
- Self supporting table
- A drawer front panel can be screw mounted directly onto the table front panel
- The system can be subsequently installed in place of a drawer or between two cabinets
- Fitting is not visible when installed
- Extended length: 31 1/2"
- Minimum interior width: 22 1/8"
- Table width: 20 1/2"
- Weight capacity: 220 lbs. (evenly distributed)

### Material

Wood; Table top: Melamine, plastic-coated; Telescopic guides: Beech

### Supplied With

Housing, Guides, Front panel

Finish	Item No.	SRP/pc.
white/gray dotted	505.58.703	\$558.00
maple	505.58.103	\$558.00

## TOP FLEX KESSEBÖHMER

- Recommended table top thickness: 5/8"
- Extended length: 32"
- Cabinet width: 17 3/4" - 35 1/2"
- Interior cabinet opening height: 4 3/4"
- Minimum cabinet depth: 20"
- Weight capacity: 66 lbs.

### Material

Steel, plated

### Supplied With

Extension fittings

### Note

Table top and front panel are customer supplied.



	Item No.	SRP/pc.
	505.70.200	\$584.00

# LATTICE GRILLS

## ROCKENHAUSEN

- Both functional and decorative, lattice grills add texture, warmth and style to any kitchen
- Slats are shaped and sanded prior to assembly, so that the grill can be varnished without further treatment
- Glued, triple-laminated slats are exceptionally resistant to warping
- Double-sided, sanded, and ready to stain

## DECORATIVE AND VENTILATION GRILLS

- Rounded on one side
- Slats are arranged at 45° to the panel edges
- Panel dimensions: 47 1/4" x 23 5/8"
- Spacing: 1/2" staves with 1/2" gaps

### Material

Natural Wood




Wood Species	Thickness (mm)	Item No.	SRP/pc.
beech	3.0	574.90.301	\$250.00
oak	3.4	574.90.409	\$282.00
maple	3.4	574.90.101	\$358.00
pine	3.0	574.90.001	\$250.00
cherry	2.0	574.90.601	\$408.00

## DECORATIVE AND VENTILATION GRILLS

- 5 mm thickness
- Spacing: 9/16" staves with 9/16" gaps
- Slats are arranged at 90° to the panel edges (square)
- Panel dimensions: 78 3/4" x 31 1/2"

### Material

Natural Wood




Wood Species	Item No.	SRP/pc.
maple	574.93.110	\$1,174.00
cherry	574.93.610	\$1,368.00
oak	574.93.410	\$1,102.00
pine	574.93.010	\$1,050.00
walnut	574.93.710	\$1,304.00

## DECORATIVE AND VENTILATION GRILLS

- 5 mm thickness
- Spacing: 9/16" staves with 9/16" gaps
- Slats are arranged diagonal at 45° to the panel edges
- Panel dimensions: 78 3/4" x 31 1/2"

### Material


Natural Wood



Wood Species	Item No.	SRP/pc.
maple	574.93.100	\$1,174.00
cherry	574.93.600	\$1,368.00
oak	574.93.400	\$1,102.00
walnut	574.93.700	\$1,304.00

# WOOD STORAGE

- With wooden storage options so pretty you'll want to show them off—regardless of whether they live in front of or behind cabinet doors




## WINE LATTICE

- Cut-to-size
- Stave width: 3/4"
- Stave opening: 4" x 4"
- Stores 14, 17, 22, or 31 bottles
- Depth: 7/8"

**Material**  
Maple

**Supplied With**  
Front and back racks




W x H	Item No.	SRP/pr.
17" x 29"	541.98.170	\$102.00
17" x 36"	541.98.171	\$126.00
23" x 29"	541.98.172	\$138.00
23" x 42"	541.98.173	\$162.00

## BOTTLE RACK

- Can be trimmed to fit 18" or 30" spaces
- 24" width stores 5 bottles
- 48" width stores 10 bottles
- D x H: 3/4" x 2"

**Material**  
Maple

**Supplied With**  
Front and back racks




Width	Item No.	SRP/pr.
24"	541.98.196	\$51.00
48"	541.98.199	\$78.00

## STEMWARE RACK

- Accommodates most stemware styles
- Glass hangs from base
- D x H: 12" x 1 1/2"

**Material**  
Maple



Width	Item No.	SRP/pc.
18"	541.98.184	\$78.00
30"	541.98.187	\$102.00
36"	541.98.188	\$114.00



# WOOD STORAGE



## PLATE RACK


- Accommodates up to 13 plates
- Spacing between rails is 1 5/8" or 2" on center
- 3 middle rails are removable for easy access
- Can be trimmed to any size
- Rail Ø: 3/8"
- W x D x H: 36" x 3/4" x 12 1/4"

### Material

Maple

### Supplied With

Front and back rails




	Item No.	SRP/set
	541.98.160	\$126.00

## DOOR MOUNT SPICE RACK

- For left or right hand installation
- Mount behind 12", 15", 18" or larger doors
- Store containers up to Ø1 1/2"
- D x H: 3 1/8" x 23"

### Material

Maple



Width	Item No.	SRP/pc.
9 1/2"	543.39.100	\$78.00
12 1/2"	543.39.101	\$90.00
15 1/2"	543.39.102	\$102.00

## TRAY DIVIDER

- For 12" cabinet
- Convenient dividers for baking sheets, platters, pans and lids
- Spacing between dividers: 3"
- W x D x H: 11 3/4" x 22 1/4" x 16"

### Material

Birch

### Supplied With

3 Dividers



	Item No.	SRP/pc.
	545.47.199	\$114.00

# WICKER BASKETS

- Designed for both framed and frameless cabinets in various sizes, wicker baskets offer ample storage for practically any dry goods that need to be organized



## WICKER BASKET


- Install in or between two cabinets
- Baskets are woven over solid beech frames which slide on runners (sold separately below)
- For installation, calculate frame width less 1/4" for ease of use of runners
- Two handles drilled into frame
- D x H: 21 1/4" x 7 7/8"

### Material

Wicker, natural, dipped  
Frame: Beech, lacquered

### Note

Order runners separately.  
Custom sizes available with  
minimum order of 200 pcs.




Width	Item No.	SRP/pc.
11 5/16"	540.55.001	\$134.00
14 5/16"	540.55.002	\$134.00

## RUNNERS

- For wicker baskets shown above

### Material

Beech, lacquered



Description	Item No.	SRP/pc.
For 11 5/16" basket	540.55.991	\$30.00
For 14 5/16" basket	540.55.992	\$30.00

## WICKER BASKET

- Free standing


### Material

Wicker; Color: natural brown



W x D x H	Item No.	SRP/pc.
11 1/4" x 21 1/4" x 7 3/4"	540.57.081	\$106.00
14 1/4" x 21 1/4" x 7 3/4"	540.57.082	\$112.00

# WINE POSTS, PEGS AND RODS



Wine Peg



Wine Post




Parallel Rods

## WINE POST

- Stores and displays wine bottles so the label can be viewed from the front
- Posts are threaded and can be expanded to store 1, 2 or 3 wine bottles
- Easily attaches to 3/4" substrate from back

### Material

Anodized Aluminum



Post

Extension

Description	Finish	Item No.	SRP/pc.
Post	black	521.99.300	\$37.40
Extension		521.99.310	\$37.40
Post	silver	521.99.900	\$37.40
Extension		521.99.910	\$37.40

### Supplied With


1/4-20 screws for 3/4" substrate

## WINE PEG

- Stores and displays wine bottles with the neck facing out
- O-rings help cushion and grip wine bottles and are designed for Bordeaux and Burgundy shaped bottles
- Easily attaches to 3/4" substrate from back

### Material

Anodized Aluminum




Finish	Item No.	SRP/pc.
black	521.99.320	\$37.40
silver	521.99.920	\$37.40

### Supplied With

1/4-20 screws for 3/4" substrate

## PARALLEL RODS

- Stores and displays wine bottles so the label can be viewed from the front
- Rods span between two vertical substrates
- Internal splines allow rods to be cut and fastened at any length
- Installs with 1/4-20 screws
- Allows for flexible design options; accommodates multiple cabinet depths and bottle types
- Diameter: 9/16"



### Material

Anodized Aluminum

Finish	Length	Storage	Item No.	SRP/pc.
silver	17"	1 bottle	521.99.931	\$272.00
	27"	2 bottles	521.99.932	\$425.00
	39"	3 bottles	521.99.933	\$612.00
black	17"	1 bottle	521.99.331	\$272.00
	27"	2 bottles	521.99.332	\$425.00
	39"	3 bottles	521.99.333	\$612.00

### Supplied With

18 pcs.

### Note

Screws are not supplied

# FOLDING STEP STOOL

## HAILO

- Great for use in the kitchen, garage or anywhere in the home, these step stools fold to a slim profile for easy storage



## STEPFIX

- Stepfix can be hung on a side panel using the optional hanging bracket
- Safety spring and smooth folding mechanism
- With four built-in rollers permitting it to slide in/out with ease under cabinets when used with optional toekick bracket
- With 2 steps: 7 3/4" x 11 3/4" covered with non-slip rubber treads
- Weight capacity: 330 lbs.

**Material**

Steel, powder-coated; Feet: Plastic



Finish/Color	Item No.	SRP/pc.
silver/black	505.04.210	\$222.00
white/gray	505.04.704	\$222.00

## HANGING BRACKET, OPTIONAL

- Screw mounts to cabinet side panel to stow Stepfix
- L x D x H: 5 1/2" x 1 1/8" x 1 3/8"

**Material**

Steel, powder-coated




Color	Item No.	SRP/pc.
white	505.04.722	\$14.00

## TOEKICK BRACKET, OPTIONAL

- Attaches to Stepfix step stool and toekick to slide under cabinet
- Folds down to 3 3/4"
- A minimum of 4" is required

**Material**

Steel; Finish: zinc-plated



	Item No.	SRP/pc.
	505.04.419	\$26.00

# FOLDING STEP STOOL

HAILO

- Folds down for easy storage—just 2 9/16" wide
- Carry handle features a combined release and go function
- Non-slip rubber treads
- Weight capacity: 330 lbs.



MINI COMFORT

- With 2 steps covered with non-slip ribbing
- L x W x H: 17 23/32" x 2 3/4" x 23 5/8"

Material

Legs: Steel; Steps: Aluminum; Feet: Rubber; Handle: Plastic



Color	Item No.	SRP/pc.
silver/black	505.03.232	\$130.00



# HOLDERS

- Getting cleaning tools off the floor and onto walls makes them easier to access with our range of holders and grommets



## ULTRAHOLD

- Use in kitchen pantry, garage, workshop, office and storage room
- Aluminum rail will not rust
- Non-slip covering on hooks
- Adjustable sliding clamp
- May be removed from rail and fastened independently to wall
- Each clamp holds up to 20 lbs.

**Material**

Rail: Aluminum, anodized; Clip: Steel



Length	Item No.	SRP/pc.
18" (4 hooks)	888.00.015	\$36.00
36" (8 hooks)	888.00.024	\$68.00

# HOLDERS AND GROMMET

## BROOMSTICK HOLDER

- With four holders, for concealed screw mounting
- W x D x H: 12 1/2" x 1 1/16" x 2 15/16"

### Material

Plastic; Hooks: Steel; Finish: nickel-plated, rubber-coated

### Supplied With

Screws



Color	Item No.	SRP/pc.
white	520.44.700	\$36.00
gray	520.44.500	\$36.00

## BROOMSTICK HOLDER

- Screw mounted
- W x D x H: 2" x 1 9/16" x 1 15/16"

### Material

Steel, bright galvanized; Rollers: Rubber

### Supplied With

50 pcs.



	Item No.	SRP/pc.
	520.10.009	\$10.86

## BOTTLE HOLDER GROMMET

- For insertion in round openings of Ø4 1/8"
- Height to lower edge: 15/16"

### Material

Plastic



Color	Item No.	SRP/pc.
black	520.39.620	\$4.50







# INSPIRING KITCHEN ENVY ONE DRAWER AT A TIME

Let's be honest: drawers can be scary, scary places. Beyond the wide variety of utensils, measuring cups and sharp cutlery, disorganization is a rampant problem for many of us. Enter Häfele and its distinctive selection of in-drawer organization options to bring order to the bedlam.

## CONTENTS

FINELINE™ KITCHENWARE AND PLATE ORGANIZER. . . . .	129-132
FINELINE CUTLERY TRAYS. . . . .	133-134
FINELINE INSERTS & ACCESSORIES. . . . .	135-140
FINELINE MOVE. . . . .	141-144
NON-SLIP & CABINET PROTECTOR MATS . . . . .	145-147
CUTLERY TRAYS AND SPICE INSERTS. . . . .	148-155
FELT CLOTH . . . . .	156

# FINELINE™ KITCHENWARE AND PLATE ORGANIZER

ROCKENHAUSEN

- A smartly designed and completely customizable way to organize your kitchen
- Easily trimmed to fit most drawers
- Base plate may be used as drawer bottom
- A large variety of accessories to choose from for increased storage and functionality
- Elegantly tapered dividers for a distinguished look



## BASE PLATE KIT

- L x W x H: 22" x 34" x 3/8"

**Material**

MDF veneer

**Supplied With**

12 Round posts, 12 Locking nuts, 12 Push in pins



Finish	Item No.	SRP/set
Walnut	557.47.701	\$264.08
Birch	557.47.801	\$196.38

## BASE PLATE

- L x H: 22" x 3/8"

**Material**

MDF veneer

**Supplied With**

4 Bumpers



Finish	Width	Item No.	SRP/set
Walnut	22"	556.87.641	\$94.80
Walnut	34"	557.47.710	\$164.00
Walnut	40"	556.87.640	\$214.42
Birch	22"	556.87.941	\$79.00
Birch	34"	557.47.810	\$151.22
Birch	40"	556.87.940	\$176.06
Mahogany	40"	556.87.240	\$160.00
White Oak	40"	556.87.440	\$160.00
Cherry	40"	556.87.540	\$160.00



# FINELINE™

## ANTI-SLIP BUMPER

- For 5 mm holes of pegboard

### Material

Rubber; Color: black

### Supplied With

1 Bag (25 pcs.)



Color	Item No.	SRP/bag
black	556.87.399	\$22.00

## BUMPER

- Self-adhesive backing

### Material

Polyurethane

### Note

Sold in full sheet qty. only, 98 pcs./sheet



Color	Item No.	SRP/pc.
black	356.25.330	\$0.46

## TRIANGLE POST

- Can be pushed or screwed in
- L x W x H: 6 5/16" x 1 1/4" x 1 3/8"

### Supplied With

4 Posts, 4 Locking nuts, 4 Push in pins



Material	Item No.	SRP/set
Walnut	556.87.690	\$68.00
Birch	556.87.990	\$54.00
Mahogany	556.87.290	\$120.00
White Oak	556.87.490	\$116.00
Cherry	556.87.590	\$120.00

## ROUND POST

- Can be pushed or screwed in
- Ø x L: 1" x 6 5/16"

### Supplied With

4 Posts, 4 Locking nuts, 4 Push in pins



Material	Item No.	SRP/set
Walnut	557.47.790	\$54.00
Birch	557.47.890	\$41.48
Mahogany	557.47.290	\$86.00
White Oak	557.47.490	\$50.00
Cherry	557.47.590	\$86.00

# FINELINE™ ACCESSORIES



## PLATE HOLDER

- W x D x H: 13 3/8" x 7 1/16" x 7 1/16"

### Material


Handle: Stainless Steel



Material	Item No.	SRP/pc.
Walnut	557.47.780	\$116.00
Birch	557.47.880	\$119.62
Mahogany	557.47.280	\$160.00
White Oak	557.47.480	\$160.00
Cherry	557.47.580	\$160.00

## PLATE RACK

- W x D x H: 18 13/16" x 1/2" x 4 3/4"



Material	Item No.	SRP/pc.
Walnut	556.87.650	\$130.92
Birch	556.87.950	\$67.72
Mahogany	556.87.250	\$200.00
White Oak	556.87.450	\$162.00
Cherry	556.87.550	\$200.00

## WINE STORAGE RACK

- W x H: 22" x 2"
- Thickness: 1/2"



Material	Item No.	SRP/set
Walnut	557.47.720	\$52.00
Birch	557.47.820	\$45.14
Mahogany	557.47.220	\$142.00
White Oak	557.47.420	\$106.00
Cherry	557.47.520	\$142.00

# FINELINE™ ACCESSORIES

## DIVIDERS

- H x D: 4 3/4" x 1/2"



Material	Length	Item No.	SRP/pc.
Walnut	4 15/16"	556.49.750	\$22.00
Walnut	7 1/2"	556.49.751	\$26.00
Walnut	18 13/16"	556.49.752	\$50.00
Birch	4 15/16"	556.49.850	\$18.06
Birch	7 1/2"	556.49.851	\$22.58
Birch	18 13/16"	556.49.852	\$45.14
Mahogany	4 15/16"	556.49.250	\$58.00
Mahogany	7 1/2"	556.49.251	\$64.00
Mahogany	18 13/16"	556.49.252	\$90.00
White Oak	4 15/16"	556.49.450	\$54.00
White Oak	7 1/2"	556.49.451	\$58.00
White Oak	18 13/16"	556.49.452	\$76.00
Cherry	4 15/16"	556.49.550	\$58.00
Cherry	7 1/2"	556.49.551	\$64.00
Cherry	18 13/16"	556.49.552	\$90.00

## CONTAINER HOLDER

- W x D: 22" x 7 1/16"
- Thickness: 5/8"



Material	Item No.	SRP/pc.
Walnut	557.47.740	\$132.00
Birch	557.47.840	\$112.86
Mahogany	557.47.240	\$194.00
White Oak	557.47.440	\$144.00
Cherry	557.47.584	\$194.00



## OIL PAN

- L x W x H: 9 5/16" x 5 3/4" x 9/16"

**Material**  
Stainless Steel



	Item No.	SRP/pc.
	557.47.130	\$42.00

## CONTAINER

- Ø x H: 4 3/4" x 6 11/16"
- Capacity: 1.76 quarts

**Material**  
Glass; Lid: Stainless Steel



	Item No.	SRP/pc.
	557.47.150	\$25.04

# FINELINE™ CUTLERY TRAY

ROCKENHAUSEN

- Stylish drawer inserts to organize flatware, serving utensils and other kitchen essentials
- Easily trimmed to fit most drawers
- Beautiful mix of natural wood, stainless steel and aluminum
- Elegantly tapered dividers for a distinguished look

**Note**

For outside cabinet widths of 18" and 24" and width and depth spacers, refer to page **134**. Depth extension spacers are required only when width extension spacers are used. One depth extension spacer is included with each cutlery tray, additional spacers must be ordered separately.



## CUTLERY TRAY

- Minimum inside drawer depth: 16 11/16"
- Maximum inside drawer depth: 20 7/8"
- Minimum trim width: 13 3/8"


**Material**

MDF veneer; Dividers: Solid Wood

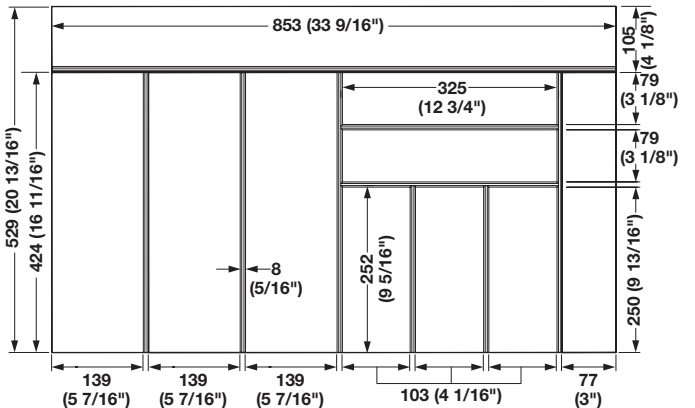
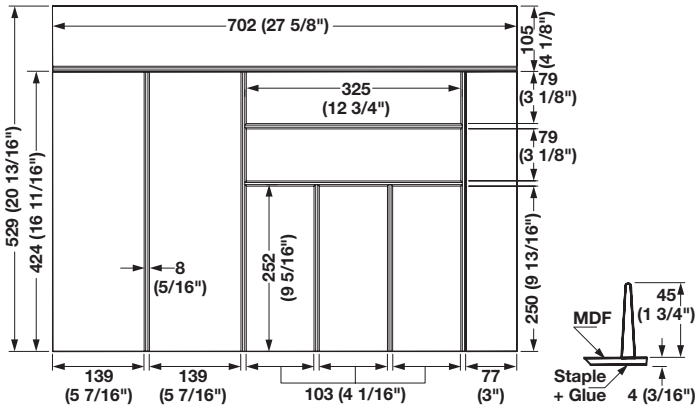
**Supplied with**

Cutlery tray

Depth extension spacer



Finish/ Wood Species	For outside cabinet width	Actual width	Item No.	SRP/pc.
Walnut	30"	27 5/8"	556.87.603	\$216.68
Walnut	36"	33 9/16"	556.87.604	\$241.52
Birch	30"	27 5/8"	556.87.903	\$139.94
Birch	36"	33 9/16"	556.87.904	\$151.22
Mahogany	30"	27 5/8"	556.87.203	\$336.00
Mahogany	36"	33 9/16"	556.87.204	\$370.00
White Oak	30"	27 5/8"	556.87.403	\$310.00
White Oak	36"	33 9/16"	556.87.404	\$336.00
Cherry	30"	27 5/8"	556.87.503	\$336.00
Cherry	36"	33 9/16"	556.87.504	\$370.00



# FINELINE®

## CUTLERY TRAY

- Minimum inside drawer depth: 16 11/16"
- Maximum inside drawer depth: 20 7/8"
- Minimum trim width: 10 1/8"

### Material

MDF Veneer; Dividers: Solid Wood

### Supplied with

Cutlery tray

Depth extension spacer

Finish/ Wood Species	For outside cabinet width	Actual width	Item No.	SRP/pc.
Walnut	18"	15 9/16"	556.87.601	\$128.66
Walnut	24"	21 9/16"	556.87.602	\$173.80
Birch	18"	15 9/16"	556.87.901	\$106.80
Birch	24"	21 9/16"	556.87.902	\$126.40
Mahogany	18"	15 9/16"	556.87.211	\$258.00
Mahogany	24"	21 9/16"	556.87.202	\$292.00
White Oak	18"	15 9/16"	556.87.411	\$240.00
White Oak	24"	21 9/16"	556.87.402	\$266.00
Cherry	18"	15 9/16"	556.87.511	\$258.00
Cherry	24"	21 9/16"	556.87.502	\$292.00

## DEPTH EXTENSION SPACER, OPTIONAL

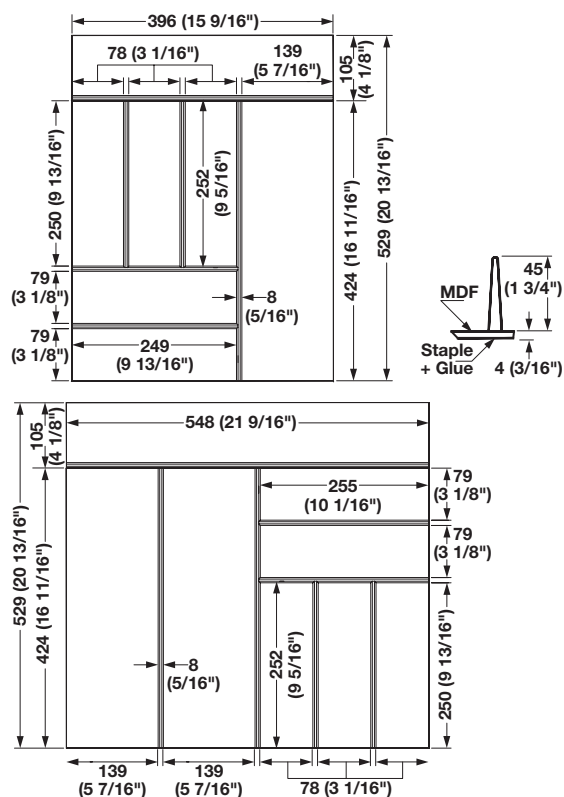
- Depth: 4 1/8"

### Note

One depth extension spacer is included with each cutlery tray. Required only when width extension spacers are used, order separately.



Material	Actual width	Item No.	SRP/pc.
Walnut	23 5/8"	556.91.622	\$42.00
Walnut	47 1/4"	556.91.623	\$85.40
Birch	23 5/8"	556.91.922	\$41.48
Birch	47 1/4"	556.91.923	\$56.00
Mahogany	23 5/8"	556.91.222	\$112.00
Mahogany	47 1/4"	556.91.223	\$124.00
White Oak	23 5/8"	556.91.422	\$112.00
White Oak	47 1/4"	556.91.423	\$124.00
Cherry	23 5/8"	556.91.522	\$112.00
Cherry	47 1/4"	556.91.523	\$124.00



## WIDTH EXTENSION SPACER, OPTIONAL

- W X D: 20 13/16" x 3 1/8"



Material	Item No.	SRP/pc.
Walnut	556.91.611	\$36.00
Birch	556.91.911	\$31.72
Mahogany	556.91.211	\$72.00
White Oak	556.91.411	\$72.00
Cherry	556.91.511	\$72.00

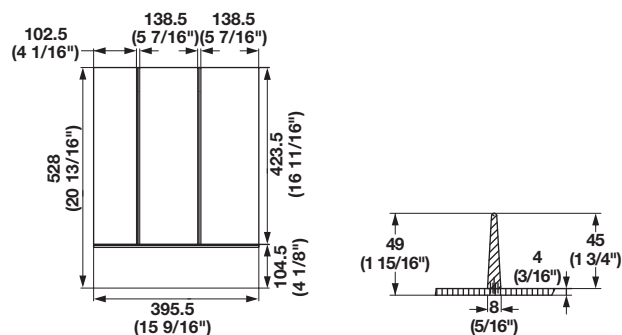


# FINELINE™

- Great for storage of larger utensils, foils, kitchen tools, etc.
- Inserts and accessories from page **139** and **140** can be used
- Allows you to organize all the top drawers in your kitchen – not just your cutlery drawer
- Can be trimmed for width and depth for a custom fit
- One depth extension is included with each Insert, see page **134** if additional spacers are required

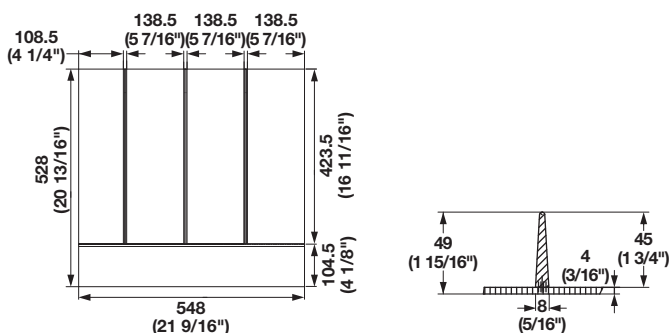


## MULTIPURPOSE INSERT 18"



Material	Item No.	SRP/pc.
Walnut	556.87.621	\$88.02
Birch	556.87.921	\$69.98

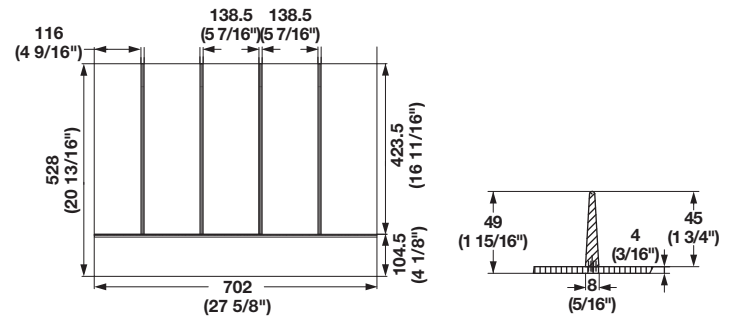
## MULTIPURPOSE INSERT 24"



Material	Item No.	SRP/pc.
Walnut	556.87.622	\$124.14
Birch	556.87.922	\$94.80

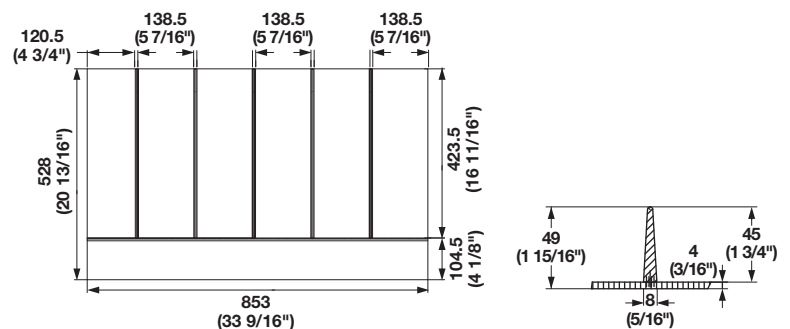
# FINELINE™

## MULTIPURPOSE INSERT 30"



Material	Item No.	SRP/pc.
Walnut	556.87.623	\$158.00
Birch	556.87.923	\$119.62

## MULTIPURPOSE INSERT 36"



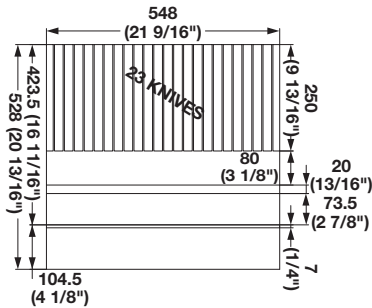
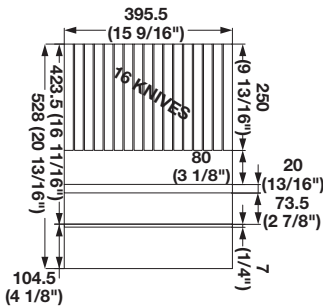
Material	Item No.	SRP/pc.
Walnut	556.87.624	\$198.62
Birch	556.87.924	\$148.98

# FINELINE™ ACCESSORIES



## KNIFE INSERT

- Organize all your knives in one drawer
- Quick, safe, visible, and easy to access
- Can be trimmed for width and depth for a custom fit



Material	18"	SRP/pc.	24"	SRP/pc.
Walnut	556.87.681	\$277.62	556.87.682	\$379.20
Birch	556.87.981	\$128.66	556.87.982	\$176.06

# FINELINE™ ACCESSORIES

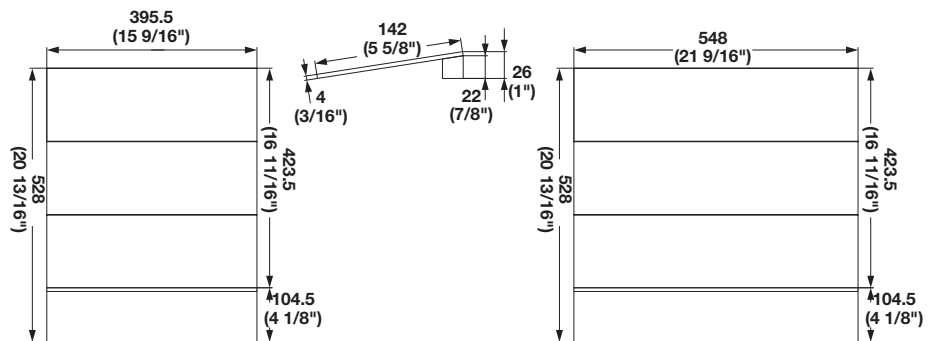


## STEPPED SPICE HOLDER

- Visible and easy to access spices
- Can be trimmed for width and depth for a custom fit

### Note

One depth extension is included with each Insert.  
Refer to page **134** if additional spacers are needed.




Material	18"	SRP/pc.	24"	SRP/pc.
Walnut	556.87.671	\$83.52	556.87.672	\$115.12
Birch	556.87.971	\$51.92	556.87.972	\$69.98

# FINELINE™ ACCESSORIES



## A CONTAINER HOLDER

- W X D: 16 11/16" x 5 7/16"
- Hole Ø: 2 3/8"



Material	Item No.	SRP/pc.
Walnut	556.87.660	\$67.72
Birch	556.87.960	\$45.14
Mahogany	556.87.260	\$60.00
White Oak	556.87.460	\$80.00
Cherry	556.87.560	\$60.00

## CONTAINERS

- Containers fit into the container holder for secure storage
- Ø x H: Ø2 3/8 x 2 3/8"


Supplied With  
6 pcs.



Material	Item No.	SRP/set
stainless steel	556.92.031	\$160.00
glass	556.92.321	\$204.00

## A STEPPED CONTAINER HOLDER

- W X D: 16 11/16" x 5 7/16"



Material	Item No.	SRP/pc.
Walnut	556.91.680	\$30.00
Birch	556.91.980	\$22.58
Mahogany	556.91.280	\$100.00
White Oak	556.91.480	\$86.00
Cherry	556.91.580	\$100.00



# FINELINE™ ACCESSORIES



## A KNIFE BLOCK

- W X D: 16 11/16" x 5 7/16"



Material	Item No.	SRP/pc.
Walnut	556.91.640	\$70.00
Birch	556.91.940	\$65.46
Mahogany	556.91.240	\$180.00
White Oak	556.91.440	\$112.00
Cherry	556.91.540	\$180.00

## A ROLL HOLDER

- W X D: 16 11/16" x 5 7/16"

### Material

Roll cover: Aluminum anodized



Material	Item No.	SRP/pc.
Walnut	556.91.650	\$104.00
Birch	556.91.950	\$108.34
Mahogany	556.91.250	\$156.00
White Oak	556.91.450	\$146.00
Cherry	556.91.550	\$156.00

## A CROSS SLOT DIVIDER

- W X D: 16 11/16" x 5 7/16"



Material	Item No.	SRP/pc.
Walnut	556.87.699	\$33.86
Birch	556.87.999	\$20.32

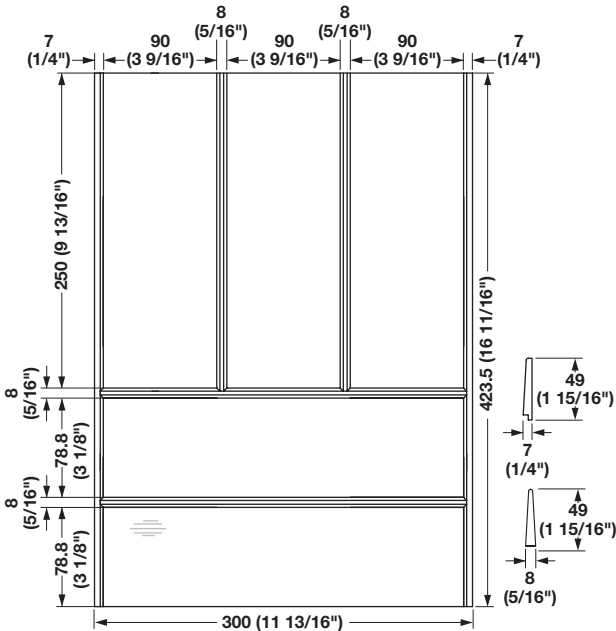
# FINELINE™ MOVE

- Organize drawers to your exacting specifications with these modular trays and inserts
- Compartments can be arranged in a variety of sizes by stepless horizontal movement
- Non-slip mats on the cabinet bottom allow for empty spaces within the drawer
- The Fineline Move is elegant but also very strong. The dividers taper down to a wider base where they are glued and stapled in place resulting in beautiful and durable joinery



## CUTLERY INSERT

- W x D x H: 11 13/16" x 16 11/16" x 1 15/16"



Material	Item No.	SRP/pc.
Birch	556.88.200	\$69.98
Walnut	556.88.700	\$128.66

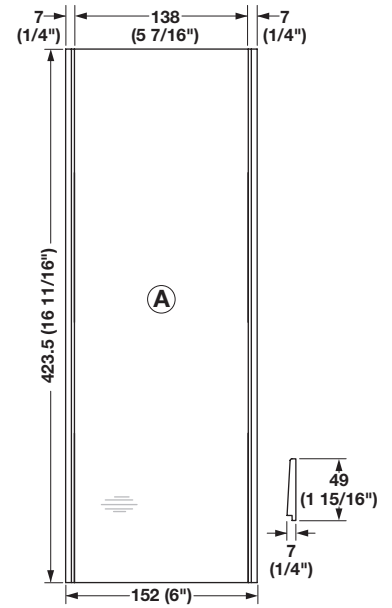
# FINELINE™ MOVE

## MULTIPURPOSE INSERT

- Use for large utensils or to hold an accessory such as a knife block, spice storage or a roll holder
- W x D x H: 6" x 16 11/16" x 1 15/16"

### Note

Fineline accessories from pages **139** and **140** can be used with Multipurpose Insert.



Material	Item No.	SRP/pc.
Birch	556.88.210	\$31.60
Walnut	556.88.710	\$58.68



CUTLERY DRAWER 1



CUTLERY DRAWER 2



CUTLERY DRAWER 3



DEEP DRAWER

# FINELINE™ MOVE

- Cutlery boxes easily organize drawer contents and are perfect when entertaining
- Compartments can be arranged in a variety of sizes by stepless horizontal movement
- Non-slip mats on the cabinet bottom allow for empty spaces within the drawer
- The Fineline Move is elegant but also very strong. The dividers taper down to a wider base where they are glued and stapled in place resulting in beautiful and durable joinery



## CUTLERY BOX 1

- Can be used with a cutlery tray, multipurpose insert or the Cutlery Box 2
- W x D x H:  
4 1/8" x 11 13/16" x 1 15/16"

### Note

A typical 21" deep drawer will use 4 pieces of Cutlery Box 1.



Material	Item No.	SRP/pc.
Birch	556.88.220	\$22.58
Walnut	556.88.720	\$45.14

## CUTLERY BOX 2

- Can be used with a cutlery tray, multipurpose insert or the Cutlery Box 1
- W x D x H:  
8 5/16" x 11 13/16" x 1 15/16"

### Note

A typical 21" deep drawer will use 2 pieces of Cutlery Box 2.



Material	Item No.	SRP/pc.
Birch	556.88.221	\$33.86
Walnut	556.88.721	\$65.46

## DEPTH EXTENSION SPACER, OPTIONAL

- Depth: 4 1/8"



Material	Actual width	Item No.	SRP/pc.
Walnut	23 5/8"	556.91.622	\$42.00
Walnut	47 1/4"	556.91.623	\$85.40
Birch	23 5/8"	556.91.922	\$41.48
Birch	47 1/4"	556.91.923	\$56.00

## CLIP

### Material

304 Stainless Steel



Finish	Item No.	SRP/pc.
brushed	556.88.096	\$2.00

# FINELINE™ MOVE

- Tapered storage boxes with handles make bringing items from drawers to table easy



## KITCHEN STORAGE BOX 1

- Used for organization and storage in deep drawers
- Use with Storage Box 2 for the optimal storage solution
- W x D x H: 8 5/16" x 16 11/16" x 4 3/4"



Material	Item No.	SRP/pc.
Birch	556.88.230	\$90.28
Walnut	556.88.730	\$214.42

## KITCHEN STORAGE BOX 2

- Used for organization and storage in deep drawers
- Use with Storage Box 1 for the optimal storage solution
- W x D x H: 8 5/16" x 8 5/16" x 4 3/4"



Material	Item No.	SRP/pc.
Birch	556.88.231	\$54.18
Walnut	556.88.731	\$130.92



# NON-SLIP MATS

## AGOFORM

- Cushion glassware and dishes with these cut-to-size Non-Slip Mats
- Translucent mat is ideal for glass applications as the surface remains visible but protected, offering slip resistance and noise prevention
- Helps to reduce noise



Gray



Silver



White



Translucent



## STUDED NON-SLIP MAT

- D x W: 59" x 32' 9"

**Material**

Synthetic Rubber

**Note**

Sold in rolls.



Color	Item No.	SRP/roll
white	547.90.719	\$996.00
translucent	547.90.412	\$996.00
silver	547.90.919	\$996.00
gray	547.90.509	\$996.00

## STUDED NON-SLIP MAT


- D x W: 23 5/8" x 59"

**Material**

Synthetic Rubber

**Note**

Sold in sheets.




Color	Item No.	SRP/pc.
white	547.90.761	\$62.00
translucent	547.90.491	\$62.00
silver	547.90.901	\$62.00
gray	547.90.521	\$62.00



# NON-SLIP MAT

## AGOFORM

- Keep items from shifting in drawers with our Non-Slip Mats
- Each sheet is available in variety of depths which can be cut to fit your specific application
- Helps to reduce noise



Black

Umbra Gray  
(RAL 7022)Quartz Gray  
(RAL 7039)

White



Translucent



## FIBER NON-SLIP MAT


- Fiber pattern works great with wood drawers and provides a nice contrast of materials
- Umbra Gray matches Blum Legrabox "Orion Gray", Grass Vianaro "Graphite Gray" and Häfele MX "Champagne" and "Anthracite"
- Width: 46 1/16"

### Material

Face: Rubber; Back: Polystyrene

### Note

Sold in sheets.



## WEAVE NON-SLIP MAT


- Weave pattern provides a modern look
- W x L: 23 5/8" x 46 1/16"

### Material

Face: Rubber; Back: Polystyrene

### Note

Sold in sheets.




Color	Depth	Item No.	SRP/pc.
black	19 3/4"	547.92.325	\$32.00
black	23 5/8"	547.92.326	\$36.00
umbra gray (RAL 7022)	19 3/4"	547.92.525	\$32.00
umbra gray (RAL 7022)	23 5/8"	547.92.526	\$36.00
quartz gray (RAL 7039)	19 3/4"	547.92.625	\$32.00
quartz gray (RAL 7039)	23 5/8"	547.92.626	\$36.00
quartz gray (RAL 7039)	29 1/8"	547.92.627	\$48.00

Color	Item No.	SRP/pc.
black	547.92.336	\$36.00
umbra gray (RAL 7022)	547.92.536	\$36.00
white	547.92.736	\$36.00
translucent	547.93.492	\$36.00

## SAMPLE CHAIN

### Supplied With

5 3/4" x 4 1/8" piece of all of our non-slip mat and cabinet protector mat products.



	Item No.	SRP/pc.
	732.06.790	\$12.00

# CUSTOM DRAWER, SHELF, AND CABINET PROTECTOR MATS

- Made to your exact size and shape with a quick turn-around time
- Choice of Crystal or Riverstone textures
- Durable 2.1 mm thickness
- Sound dampening properties to help reduce noise

## Uses:

- As a drawer liner to protect your drawers and make cleaning a breeze
- As a shelf liner in the pantry to keep your cans from tipping over
- As a shelf liner on a wire shelf in a closet to keep from having lines in your clothes while maintaining visibility to what is stored on the shelf
- On an office desk as a writing surface or to protect your work surface
- On a coffee table to prevent scratching and moisture stains
- Under a sink to help protect the bottom of the cabinet from slow drips or household cleaners
- Under your pet's food and water dish to protect your floor
- Size range from 2" to 200" on the long side and from 2" to 46" on the short side

## Material

Material: FDA Compliant Clear Vinyl



**Riverstone**



**Crystal**



# DOUBLE CUTLERY DRAWER

- This drawer within a drawer saves space and virtually doubles cutlery storage potential
- Squeeze to release inner drawer
- Completely assembled and ready to install
- Finished solid maple silverware dividers installed on both upper and lower drawer box

**Note**

Prepped for Häfele, Blum, Grass or Salice Undermount slides, must order separately. Add your own drawer front, customer supplied.



## DOUBLE CUTLERY DRAWER

- Minimum 5" high drawer opening
- D x H: 21" x 4 3/16"

**Material**

Prefinished 1/2" Maple sides  
Prefinished 1/4" Birch ply bottom



Cabinet size	Width	Item No.	SRP/pc.
15"	11 1/2"	556.48.800	\$252.00
18"	14 1/2"	556.48.801	\$264.00
21"	17 1/2"	556.48.802	\$276.00
24"	20 1/2"	556.48.803	\$288.00



# DRAWER INSERTS

- Keep commonly used spices and cutlery within easy reach
- Can be cut-to-size

## SPICE TRAY DRAWER INSERT

- Designed for spice containers of any size
- D x H: 19 1/2" x 1 3/32"

**Material**  
Birch with durable clear UV coating




Width	Item No.	SRP/pc.
15 1/4"	556.99.114	\$90.00
23 1/2"	556.99.117	\$102.00

## CUTLERY TRAY DRAWER INSERT

- Each cutlery section is 2 3/4" wide
- Minimum trim depth is 14 1/4"
- D x H: 19 1/2" x 2 1/4"

**Material**  
Birch with durable clear UV coating



Width	Item No.	SRP/pc.
15 1/4"	556.99.104	\$66.00
23 1/2"	556.99.107	\$78.00



# SKY CUTLERY TRAYS

## AGOFORM

- Designed with an optional divider for customization of the insert
- Can be trimmed to fit drawer
- Compartments are flared at the bottom for easier cleaning
- Material thickness: 3/32"
- Tray height: 2 1/16"

### Note

Optional divider, refer to page 151.



## TRAY FOR 21" DEEP DRAWER

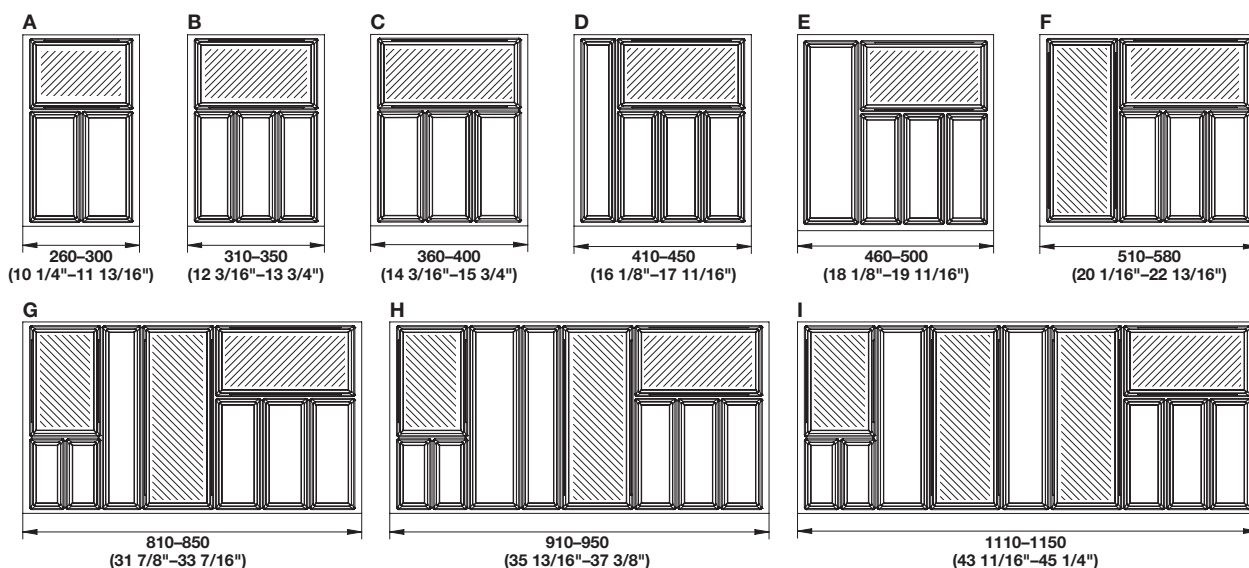
- Trimmable depth: A - D: 18 1/2"–20 1/2"  
E - I: 18 1/2"–20 1/16"

### Material

Polystyrene



Size	Cabinet width (face frame)	Cabinet width (frameless)	Trimmable width	Slate Gray	Textured White	SRP/pc.
A	15"	15"	10 1/4"–11 13/16"	556.55.361	556.55.761	\$16.00
B	18"	-	12 3/16"–13 3/4"	556.55.362	556.55.762	\$18.00
C	21"	18"	14 3/16"–15 3/4"	556.55.363	556.55.763	\$20.00
D	-	21"	16 1/8"–17 11/16"	556.55.364	556.55.764	\$22.00
E	24"	-	18 1/8"–19 11/16"	556.55.365	556.55.765	\$23.00
F	27"	24"	20 1/16"–22 13/16"	556.55.366	556.55.766	\$24.00
G	-	36"	31 7/8"–33 7/16"	556.55.369	556.55.769	\$50.00
H	42"	42"	35 13/16"–37 3/8"	556.55.370	556.55.770	\$52.00
I	-	48"	43 11/16"–45 1/4"	556.55.372	556.55.772	\$58.00




# SKY CUTLERY TRAYS



## TRAY FOR 21 11/16" DEEP DRAWER

- Trimmable depth: 20 1/2"–21 1/4"

**Material**  
Polystyrene




Size	Cabinet width (face frame)	Cabinet width (frameless)	Trimmable width	Slate Gray	Textured White	SRP/pc.
D	21"	18"	14 3/16"–15 3/4"	556.55.383	556.55.783	\$22.00
F	27"	24"	20 1/16"–22 13/16"	556.55.386	556.55.786	\$26.00
G	-	36"	31 7/8"–33 7/16"	556.55.389	556.55.789	\$52.00
H	42"	42"	35 13/16"–37 3/8"	556.55.390	556.55.790	\$54.00
I	-	48"	43 11/16"–45 1/4"	556.55.392	556.55.792	\$60.00

## DIVIDER

- W x D: 6 11/16" x 1 5/8"

**Material**  
Plastic

**Supplied With**  
3 pcs.



	Slate Gray	Textured White	SRP/pc.
	556.55.399	556.55.799	\$10.00

# CUTLERY TRAYS

## AGOFORM

- Designed in a variety of sizes and configurations, these scalloped cutlery tray inserts will keep you organized
- Can be trimmed to fit drawer




## CUTLERY TRAY INSERTS

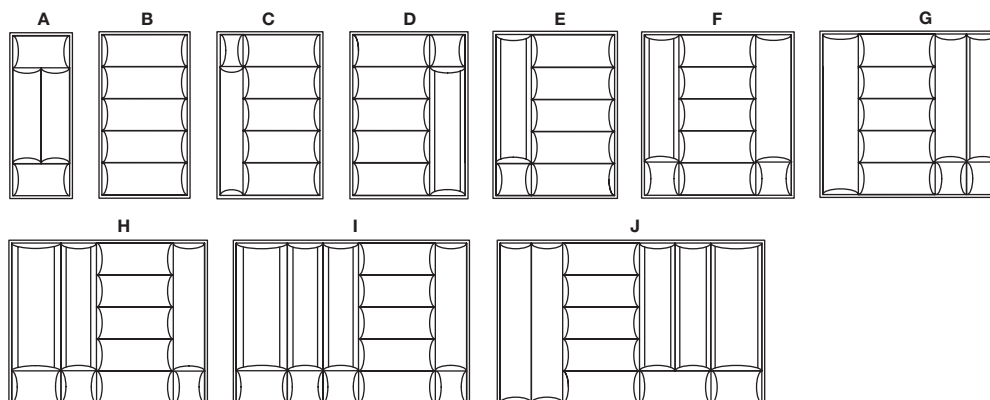
- For drawer depth: 19 1/4"–21 1/4"
- For drawer height: 2"
- Material thickness: 3/32"

### Material

Plastic



For cabinet width (face frame)	Width of tray	Maple	Silver Gray Textured	SRP/pc.
<b>A</b> 15"	8"–12"	556.53.400	556.53.510	\$24.00
<b>B</b> 18"	12"–16"	556.53.401	556.53.511	\$26.00
<b>C</b> 21"	14"–18"	556.53.402	556.53.512	\$30.00
<b>D</b> 24"	16"–20"	556.53.403	556.53.513	\$32.00
<b>E</b> 24"	18"–22"	556.53.404	556.53.514	\$36.00
<b>F</b> 27"	20"–24"	556.53.405	556.53.515	\$38.00
<b>G</b> 30"	24"–28"	556.53.406	556.53.516	\$54.00
<b>H</b> 33"	28"–32"	556.53.407	556.53.517	\$58.00
<b>I</b> 39"	32"–36"	556.53.408	556.53.518	\$62.00
<b>J</b> 42"	36"–40"	556.53.409	556.53.519	\$68.00



# SPICE DRAWER INSERT

AGOFORM




## SPICE DRAWER INSERT

- Can be trimmed to fit drawers up to 51 1/8"
- For storage of average sized spice jars
- Minimum inside drawer height of 3 1/4" required
- Material thickness: 3 mm
- D x W: 51 1/8" x 21 5/8"

**Material**  
Plastic



Maple, matt



Silver, textured



White gloss

Color	Item No.	SRP/pc.
maple, matt	556.79.306	\$142.00
silver, textured	556.79.506	\$126.00
white gloss	556.79.706	\$126.00


# CUTLERY TRAYS

## CUTLERY TRAY

- With large compartments
- Material thickness: 2 mm
- H x D: 2 1/4" x 18"–21 1/4"

### Material

Plastic; Color: white gloss




Tray width min.	Tray width max.	Item No.	SRP/pc.
11 1/4"	13 3/4"	556.64.730	\$18.00
13 1/4"	15 3/4"	556.64.740	\$20.00
15 1/4"	17 3/4"	556.64.750	\$22.00
19 1/4"	21 3/4"	556.64.770	\$24.00

## CUTLERY TRAY

- Can be trimmed to fit drawer
- For drawer inside depths from 18"–21 1/4"
- For drawer inside widths from 7 1/4"–21 3/4"
- Material thickness: 2 mm
- H x D: 2 1/4" x 18" to 21 1/4"

### Material

Plastic; Color: white gloss



Tray width min.	Tray width max.	Item No.	SRP/pc.
7 1/4"	9 3/4"	556.61.710	\$12.00
9 1/4"	11 3/4"	556.61.720	\$14.00
11 1/4"	13 3/4"	556.61.730	\$16.00
13 1/4"	15 3/4"	556.61.740	\$18.00
15 1/4"	17 3/4"	556.61.750	\$20.00
17 1/4"	19 3/4"	556.61.760	\$22.00
19 1/4"	21 3/4"	556.61.770	\$23.00



# DRAWER INSERTS

AGOFORM

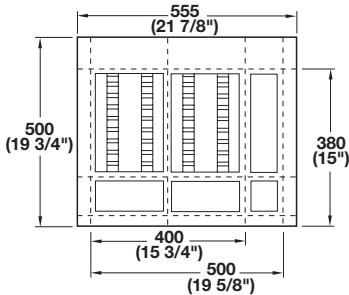
- These shallow inserts offer all the storage you need
- Drawer inserts can be trimmed with a circular saw to the measurements indicated by the broken line

**Note**  
Fixed dimensions: starting at 100 pcs., no extra charge.

## DRAWER INSERT, FLAT

- With partitions for small items
- Height: 1 1/8"

**Material**  
Polystyrene

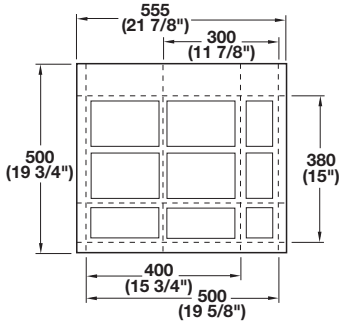



Color	Item No.	SRP/pc.
white gloss	556.66.763	\$40.00

## DRAWER INSERT, FLAT

- With partitions for utensils
- Height: 1 1/8"

**Material**  
Polystyrene

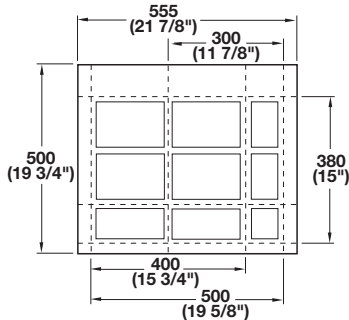



Color	Item No.	SRP/pc.
white gloss	556.66.754	\$40.00

## DRAWER INSERT, DEEP

- With partitions for utensils
- Height: 2 1/8"

**Material**  
Polystyrene



Color	Item No.	SRP/pc.
white gloss	556.66.727	\$40.00

# FELT CLOTH

## FLOCK NON-SLIP MAT

- Add style and personality to your silverware while preventing tarnish

### AGOFORM



- Luxurious, velvety finish
- Noise-dampening and vibration resistant
- Cut-to-size non-slip mats prevent sliding or movement of items on shelves, drawers, etc.
- W x L: 23 1/4" x 46 1/16"

#### Material

Face: Flock, Back: Polystyrene

#### Note

Sold in sheets.



Color	Item No.	SRP/pc.
anthracite gray	547.94.385	\$103.64
black	547.94.485	\$103.64

### FELT CLOTH

- For lining the drawer bottom; self-adhesive
- W x L: 23" x 36"

#### Material

Felt



Green

Brown

Maroon

Black



Color	Item No.	SRP/pc.
green	891.22.000	\$48.00
brown	891.22.100	\$48.00
maroon	891.22.110	\$48.00
black	891.22.300	\$48.00









# STORAGE YOU DIDN'T EVEN KNOW YOU HAD

Hold your cookbook for you. Keep your utensils off the countertop. Display a wine bottle or two. Add countertop space. The storage possibilities are endless. And, let's be honest, this is probably even space you weren't aware you could use to reduce clutter, add utility and make the kitchen your own.

## CONTENTS

BACKSPLASH RAILING SYSTEMS.....	159-161
KITCHEN RAIL SYSTEM.....	162-163
COUNTERTOP SUPPORTS .....	164-165
SHELF SUSPENSION & RAIL SYSTEM.....	166





# BACKSPLASH RAILING SYSTEM

KESSEBÖHMER

- Tasteful and efficient open storage for all you want to display and use in the kitchen
- Easy to clean rail with concealed screw attachment
- Individual components can be positioned separately
- Rails can be cut and connected together with supplied connectors




## RAIL

### Material

Plastic; Color: gray; Cover: Stainless Steel

### Supplied With

Rail, Cover, Fastening material



Length	Item No.	SRP/pc.
23 5/8"	521.60.606	\$122.00
35 1/2"	521.60.609	\$143.80
47 1/4"	521.60.612	\$165.58
59 1/16"	521.60.615	\$187.36

## MULTI-PURPOSE SHELF

- W x D x H: 17 3/8" x 6" x 10 7/8"

### Material

Steel, plated



Finish	Item No.	SRP/pc.
nickel matt/stainless steel	521.61.620	\$156.86

## PAPER TOWEL HOLDER

- Fits standard 11" rolls
- W x D x H: 13 7/8" x 6" x 10"

### Material

Steel, plated



Finish	Item No.	SRP/pc.
nickel matt	521.61.611	\$115.48



# BACKSPLASH RAILING SYSTEM

- Storage can be art with this beautifully functional storage system




## RAIL

- With 6 hooks
- Length: 15"

### Material

Steel, plated




Finish	Item No.	SRP/pc.
nickel matt	521.61.600	\$65.36

## SPICE RACK, WITH 2 SHELVES

- For spice jars up to: Ø x H:  
2 3/8" x 4 3/8"
- W x D x H: 15" x 3 1/8" x 10 7/8"

### Material

Steel, plated



Finish	Item No.	SRP/pc.
nickel matt/stainless steel	521.61.625	\$189.54

## KNIFE HOLDER

- For 8 knives
- W x D x H: 15" x 3 1/8" x 10"

### Material

Steel, plated; Knife block: Beech



Finish	Item No.	SRP/pc.
nickel matt	521.61.633	\$218.00

## LID HOLDER

- Holds 2 pan lids
- W x D x H: 4 1/2" x 3 1/8" x 10"

### Material

Steel, plated



Finish	Item No.	SRP/pc.
nickel matt	521.61.630	\$156.86

# BACKSPLASH RAILING SYSTEM

- A great way to store the things you use on a regular basis and free up cabinet space for everything you don't



## COOKBOOK HOLDER

- W x D x H: 17 3/8" x 1 7/8" x 12 1/2"

### Material

Steel, plated



Finish	Item No.	SRP/pc.
nickel matt/stainless steel	521.61.627	\$178.66

## WINE BOTTLE / GLASS SHELF

- Holds up to 3 wine bottles and 4 glasses
- W x D x H: 15" x 7 1/2" x 10 7/8"

### Material

Steel, plated



Finish	Item No.	SRP/pc.
nickel matt/stainless steel	521.61.626	\$228.80

## UTENSIL HOLDER

- With 1 compartment
- W x D x H: 5 7/8" x 6" x 13 1/8"
- Cup: Ø5 1/2" x 6 1/8"

### Material

Steel, plated



Finish	Item No.	SRP/pc.
nickel matt/stainless steel	521.61.635	\$283.40

# KITCHEN RAIL SYSTEM

- Add beauty, personality and storage potential to your kitchen countertop
- Installs along the front or on top of the countertop or can be wall mounted



## TUBULAR RAIL

- Ø5/8" seamless tubing
- Length: 59 1/16"

**Material**  
Steel



Finish	Item No.	SRP/pc.
chrome polished	522.00.236	\$83.76
stainless steel	522.40.015	\$120.70

## ELBOW SECTION 90°

- Ø5/8" seamless tubing

**Material**  
Steel



Finish	Item No.	SRP/pc.
stainless steel	522.41.010	\$64.04

## RAILING POST

- Press-fit

**Material**  
Zinc



Finish	Item No.	SRP/pc.
chrome polished	522.02.212	\$26.00

## RAILING POST

- Press-fit

**Material**  
Zinc



Finish	Item No.	SRP/pc.
stainless steel	522.42.000	\$40.00

# KITCHEN RAIL SYSTEM

## ACCESSORIES

- Bring character to your kitchen with these fashionable rail system accessories

### DECORATIVE END CAP

- With profile-style head
- Plugs into kitchen rails

#### Material

Brass; Sleeve: Plastic



Cap/Sleeve	Item No.	SRP/pc.
chrome polished/white	522.03.237	\$18.00

### DECORATIVE END CAP

- With flat head
- Plugs into kitchen rails

#### Material

Brass; Sleeve: Plastic



Cap/Sleeve	Item No.	SRP/pc.
chrome polished/white	522.03.228	\$14.00

### DECORATIVE END CAP

- With flat head
- Plugs into kitchen rails

#### Material

Stainless Steel; Sleeve: Plastic



Cap/Sleeve	Item No.	SRP/pc.
matt/white	522.42.050	\$20.00

### DOWEL CONNECTOR

- Plugs into kitchen rails and elbow sections

#### Material

Plastic



Color	Item No.	SRP/pc.
white	520.72.090	\$2.00

### S-HOOK

- Hangs on kitchen rails

#### Material

Steel



Finish	Item No.	SRP/pc.
chrome polished	522.04.207	\$8.00

# COUNTERTOP SUPPORTS

- Increase your countertop area and add personality with these countertop shelf supports
- Maximum distance between supports: 35 1/2"
- Mounts on the countertop
- Maximum weight capacity: 44 lbs. per support



## SQUARE ANGLED SUPPORT

- For solid tops
- Slanted 60°
- W x D: 2" x 2"

### Material

Steel; Finish: stainless steel effect

### Supplied With

Mounting hardware



Height	Item No.	SRP/pc.
6 11/16"	505.23.021	\$168.00
7 1/2"	505.23.022	\$168.00
9 1/16"	505.23.023	\$168.00

## SQUARE SUPPORT

- For solid tops
- W x D: 2" x 2"

### Material

Steel; Finish: stainless steel effect

### Supplied With

Mounting hardware



Height	Item No.	SRP/pc.
6 11/16"	505.23.001	\$98.00
7 1/2"	505.23.002	\$98.00
9 1/16"	505.23.003	\$98.00

## ROUND SUPPORT

- For solid tops
- Ø x H: 2" x 9 1/16"

### Material

Steel

Finish: stainless steel effect

### Supplied With

Mounting hardware



Item No.	SRP/pc.
505.24.003	\$168.00

## SUPPORT

- Mounts on the countertop
- Weight capacity: 55 lbs.
- Height: 6 5/8"


### Material

Aluminum

Finish: silver, matt anodized

### Supplied With

Mounting hardware



Item No.	SRP/pc.
505.14.926	\$124.00

## SUPPORT

- Side mount
- Weight capacity: 110 lbs.
- Height: 12 3/4"

### Material

Aluminum

Finish: silver, matt anodized

### Supplied With

Mounting hardware



Item No.	SRP/pc.
505.14.956	\$124.00



# COUNTERTOP SUPPORTS

KESSEBÖHMER

- Add shelves with functional and beautiful countertop supports
- Maximum distance between supports: 23 1/2"
- Can be trimmed to a minimum height of 4 1/2"
- Interior disc on top is height adjustable
- Maximum weight capacity: 33 lbs. per support

## Note

For the specification of a correct adhesive bond for the fitting of the glass top, please contact your glass supplier.



chrome polished



chrome matt



nickel-plated matt



## 90° COUNTERTOP SUPPORT

- For solid tops
- Ø x H: 2" x 7 7/8"

### Material

Steel

### Supplied With

Mounting hardware



## ANGLED COUNTERTOP SUPPORT

- Slanted 20°
- For solid tops
- Ø x H: 2" x 7 7/8"

### Material

Steel

### Supplied With

Mounting hardware



Finish	Item No.	SRP/pc.
chrome polished	505.15.200	\$210.00
chrome matt	505.15.400	\$210.00
nickel-plated matt	505.15.600	\$212.00

Finish	Item No.	SRP/pc.
chrome polished	505.15.210	\$210.00
chrome matt	505.15.410	\$210.00
nickel-plated matt	505.15.610	\$212.00

## 90° COUNTERTOP SUPPORT

- For glass tops
- Screw mounts to the countertop and is glued to the glass
- Ø x H: 2" x 7 7/8"

### Material

Steel

### Supplied With

Mounting hardware



## ANGLED COUNTERTOP SUPPORT

- Slanted 20°
- For glass tops
- Screw mounts to the countertop and is glued to the glass
- Ø x H: 2" x 7 7/8"

### Material

Steel

### Supplied With

Mounting hardware



Finish	Item No.	SRP/pc.
chrome polished	505.15.201	\$210.00
chrome matt	505.15.401	\$210.00
nickel-plated matt	505.15.601	\$212.00

Finish	Item No.	SRP/pc.
chrome polished	505.15.211	\$210.00
chrome matt	505.15.411	\$210.00
nickel-plated matt	505.15.611	\$212.00

# SHELF SUSPENSION AND METAL RAIL SYSTEMS



## BETA SHELF SUSPENSION SYSTEM

- Reclaim your space and add style
- For shelves suspended from the ceiling
- For attachment through wood or glass, a 9/16" hole is required
- Attachment to structural element is required
- Minimum shelf thickness: 3/8"
- Weight capacity: 110 lbs. per rod
- Rod: M8 x 39 3/8"
- Tube: Ø 13/16" x 35 1/4"

### Material

Steel/Brass, surface-threaded

### Supplied With

Threaded rod, Tube, Upper sleeve, Centering ring, Sleeve nut, Rubber clamping ring

Finish	Item No.	SRP/pc.
chrome	828.50.208	\$174.00
chrome matt	828.50.408	\$174.00



## INTERMEDIATE SUPPORTS

- For additional shelves

### Material

Brass, electroplated

### Supplied With

2 Supports



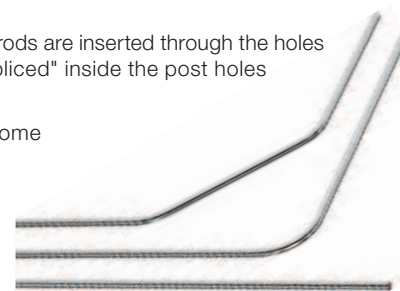
Finish	Item No.	SRP/set
chrome polished	828.50.210	\$28.00
chrome matt	828.50.410	\$28.00

## RAIL SYSTEM

- Add substance and charm to your kitchen with our Metal Rail System
- Straight rod and corner rods are inserted through the holes in the posts and are "spliced" inside the post holes

### Material

Steel; Finish: polished chrome



Description	Item No.	SRP/pc.
rod L x Ø: 39 3/8" x 1/4"	522.15.219	\$36.00
corners, 90° L x H x Ø: 10 1/4" x 10 1/4" x 1/4"	522.16.216	\$36.00

## POSTS, KNOCK IN

- Ø x H: 9/16" x 1 11/16"

### Material

Zinc; Finish: polished chrome



Description	Item No.	SRP/pc.
gallery post	522.17.213	\$12.00
end post	522.17.222	\$12.00

# INDEX

ITEM NO.	PAGE NO.	ITEM NO.	PAGE NO.	ITEM NO.	PAGE NO.	ITEM NO.	PAGE NO.	ITEM NO.	PAGE NO.
251.79.600	14	443.18.900	110	502.73.992	26	503.12.797	38	503.15.821	29
356.25.330	130	443.18.901	110	502.74.212	23	503.13.533	34	503.15.822	30
421.23.000	84	443.18.902	110	502.74.222	23	503.13.540	35	503.15.823	29
421.46.958	82	502.12.023	51	502.74.252	24	503.13.541	35	503.15.824	30
421.48.021	81	502.12.041	51	502.74.571	23	503.13.544	35	503.15.831	29
421.48.381	81	502.12.729	51	502.74.573	24	503.13.547	35	503.15.865	54
421.48.431	81	502.15.033	53	502.74.812	23	503.13.554	36	503.70.922	25
421.48.481	81	502.15.115	26	502.74.813	23	503.13.557	36	503.70.945	26
421.48.531	81	502.15.116	26	502.74.852	24	503.13.558	36	503.70.990	26
421.48.581	81	502.15.250	24	502.74.900	24, 40	503.13.566	36	503.70.991	26
421.48.631	81	502.25.500	41	502.94.000	53	503.13.571	36	503.88.121	28, 43
421.48.681	81	502.27.940	41	503.00.520	31	503.13.706	38	503.88.124	28
421.48.781	81	502.30.718	52	503.00.521	32	503.13.733	34	503.88.189	28, 30
421.48.881	81	502.43.520	40	503.00.522	32	503.13.740	35	503.88.521	28, 43
421.48.981	81	502.43.547	41	503.00.523	32	503.13.741	35	503.88.524	28
421.48.991	81	502.47.183	53	503.08.131	44	503.13.744	35	503.88.589	28, 30
421.50.000	82	502.51.915	42	503.08.132	44	503.13.747	35	503.88.589	48
421.50.756	82	502.56.220	27	503.08.142	44	503.13.754	36	503.88.721	28, 43, 44
421.50.761	82	502.56.222	27	503.08.143	44	503.13.757	36	503.88.724	28, 44
431.01.710	85	502.56.230	27	503.08.144	44	503.13.758	36	503.88.789	28, 30
431.01.711	85	502.56.241	28	503.08.145	44	503.13.766	36	503.88.852	48
431.01.800	85	502.56.242	28	503.11.503	33	503.13.771	36	503.88.853	48
431.01.810	85	502.56.820	27	503.11.513	33	503.13.890	39	503.88.862	48
431.01.820	85	502.56.822	27	503.11.527	34	503.13.891	39	503.88.863	48
433.17.753	84	502.56.830	27	503.11.532	46	503.13.892	39	503.88.990	43
433.19.043	84	502.56.841	28	503.11.535	46	503.13.893	39	503.88.991	43
433.19.044	84	502.56.842	28	503.11.545	46	503.13.990	39	503.88.992	43
433.19.455	84	502.56.920	27	503.11.556	46	503.13.991	39	503.88.999	43
433.25.114	84	502.56.922	27	503.11.558	46	503.13.992	39, 43	504.20.190	112
433.30.000	84	502.56.930	27	503.11.703	33	503.13.993	39	504.20.191	112
433.30.001	84	502.56.941	28	503.11.713	33	503.13.994	39	504.20.199	112
443.17.090	109	502.56.942	28	503.11.727	34	503.13.995	39	504.20.900	112
443.17.095	109	502.56.998	27	503.11.732	46	503.13.996	39	504.69.512	113
443.17.096	109	502.56.999	27	503.11.735	46	503.13.998	49	504.69.513	113
443.17.101	109	502.62.014	51	503.11.745	46	503.14.700	49	504.69.514	113
443.17.102	109	502.62.114	51	503.11.756	46	503.14.750	50	504.69.515	113
443.17.107	109	502.56.710	51	503.11.758	46	503.14.760	50	504.69.516	113
443.17.108	109	502.56.759	52	503.11.990	39	503.14.772	47	504.69.517	113
443.17.113	109	502.56.250	28	503.11.991	39	503.14.773	47	504.69.522	113
443.17.114	109	502.56.850	28	503.12.721	38	503.14.782	47	504.69.523	113
443.17.119	109	502.56.950	28	503.12.722	45	503.14.784	47	504.69.532	113
443.17.290	109	502.70.252	42	503.12.733	45	503.14.785	47	504.69.533	113
443.17.295	109	502.70.522	40	503.12.735	45	503.15.221	29	504.69.534	113
443.17.296	109	502.70.930	24	503.12.746	45	503.15.222	30	504.69.535	113
443.17.301	109	502.70.980	24	503.12.748	45	503.15.223	29	504.69.536	113
443.17.302	109	502.71.755	42	503.12.749	45	503.15.224	30	504.69.537	113
443.17.307	109	502.72.701	55	503.12.750	45	503.15.231	29	504.69.542	113
443.17.308	109	502.72.702	55	503.12.760	37	503.15.365	54	504.69.543	113
443.17.313	109	502.72.705	56	503.12.762	37	503.15.721	29	504.69.712	113
443.17.314	109	502.72.990	56	503.12.764	37	503.15.722	30	504.69.713	113
443.17.319	109	502.72.993	56	503.12.767	37	503.15.723	29	504.69.714	113
443.17.321	109	502.73.900	25	503.12.777	37	503.15.724	30	504.69.715	113
443.17.322	109	502.73.903	25	503.12.784	38	503.15.731	29	504.69.716	113
443.17.323	109	502.73.991	26	503.12.787	38	503.15.765	54	504.69.717	113

ITEM NO.	PAGE NO.	ITEM NO.	PAGE NO.	ITEM NO.	PAGE NO.	ITEM NO.	PAGE NO.	ITEM NO.	PAGE NO.
504.69.722	113	505.15.401	165	521.99.310	122	541.32.145	3	542.58.122	18
504.69.723	113	505.15.410	165	521.99.320	122	541.32.146	3	542.58.123	18
504.69.732	113	505.15.411	165	521.99.331	122	541.32.150	3	542.58.125	18
504.69.733	113	505.15.600	165	521.99.332	122	541.32.151	3	542.58.132	18
504.69.734	113	505.15.601	165	521.99.333	122	541.32.160	3	542.58.133	18
504.69.735	113	505.15.610	165	521.99.900	122	541.32.161	3	542.58.135	18
504.69.736	113	505.15.611	165	521.99.910	122	541.32.440	3	542.58.141	18
504.69.737	113	505.23.001	164	521.99.920	122	541.32.441	3	542.58.142	18
504.69.742	113	505.23.002	164	521.99.931	122	541.32.445	3	542.58.144	18
504.69.743	113	505.23.003	164	521.99.932	122	541.32.446	3	542.58.145	18
504.69.812	113	505.23.021	164	521.99.933	122	541.32.450	3	542.58.151	18
504.69.813	113	505.23.022	164	522.00.236	162	541.32.451	3	542.58.152	18
504.69.814	113	505.23.023	164	522.02.212	162	541.32.460	3	542.58.154	18
504.69.815	113	505.24.003	164	522.03.228	163	541.32.461	3	542.58.155	18
504.69.816	113	505.58.103	117	522.03.237	163	541.32.506	4	542.91.112	6
504.69.817	113	505.58.703	117	522.04.207	163	541.32.740	3	542.91.113	6
504.69.822	113	505.70.200	117	522.15.219	166	541.32.741	3	542.91.114	6
504.69.823	113	510.54.221	103	522.16.216	166	541.32.745	3	542.91.812	6
504.69.832	113	510.54.232	103	522.17.213	166	541.32.746	3	542.91.813	6
504.69.833	113	510.54.921	103	522.17.222	166	541.32.750	3	542.91.814	6
504.69.834	113	510.54.932	103	522.40.015	162	541.32.751	3	542.92.212	6
504.69.835	113	520.06.700	57	522.41.010	162	541.32.760	3	542.92.213	6
504.69.836	113	520.06.701	57	522.42.000	162	541.32.761	3	542.92.214	6
504.69.837	113	520.06.710	60	522.42.050	163	541.32.840	3	542.94.402	19
504.69.842	113	520.06.730	58	540.36.207	116	541.32.841	3	542.94.405	19
504.69.843	113	520.06.740	58	540.36.807	116	541.32.845	3	542.94.701	19
504.69.912	113	520.06.750	59	540.42.200	115	541.32.846	3	542.94.703	19
504.69.913	113	520.06.760	60	540.42.800	115	541.32.850	3	542.94.704	19
504.69.914	113	520.06.770	58	540.55.001	121	541.32.851	3	542.94.705	19
504.69.915	113	520.06.790	57	540.55.002	121	541.32.860	3	542.94.711	19
504.69.916	113	520.06.820	59	540.55.991	121	541.32.861	3	542.94.751	19
504.69.917	113	520.10.009	126	540.55.992	121	541.33.905	4	542.94.752	19
504.69.922	113	520.18.601	115	540.57.081	121	541.39.420	13	542.94.754	19
504.69.923	113	520.18.602	115	540.57.082	121	541.39.421	13	542.96.401	20
504.69.932	113	520.18.701	115	541.11.112	15	541.39.422	13	542.96.405	20
504.69.933	113	520.18.702	115	541.11.113	15	541.39.720	13	542.96.701	20
504.69.934	113	520.39.620	126	541.11.152	17	541.39.721	13	542.96.702	20
504.69.935	113	520.44.500	126	541.11.153	17	541.39.722	13	542.96.704	20
504.69.936	113	520.44.700	126	541.11.212	15	541.46.197	14	542.96.705	20
504.69.937	113	520.72.090	163	541.11.213	15	541.46.291	16	542.96.711	20
504.69.942	113	521.60.606	159	541.11.252	17	541.46.297	14	543.17.200	89
504.69.943	113	521.60.609	159	541.11.253	17	541.46.597	14	543.17.201	89
505.03.232	124	521.60.612	159	541.11.263	17	541.46.997	14	543.17.202	89
505.04.210	123	521.60.615	159	541.11.812	15	541.56.891	16	543.17.210	89
505.04.419	123	521.61.600	160	541.11.813	15	541.98.160	120	543.17.211	89
505.04.704	123	521.61.611	159	541.11.852	17	541.98.170	119	543.17.212	89
505.04.722	123	521.61.620	159	541.11.853	17	541.98.171	119	543.19.260	116
505.14.926	164	521.61.625	160	541.17.226	16	541.98.172	119	543.19.280	116
505.14.956	164	521.61.626	161	541.17.227	16	541.98.173	119	543.19.860	116
505.15.200	165	521.61.627	161	541.30.473	5	541.98.184	119	543.19.880	116
505.15.201	165	521.61.630	160	541.30.773	5	541.98.187	119	543.34.151	87
505.15.210	165	521.61.633	160	541.30.973	5	541.98.188	119	543.34.152	87
505.15.211	165	521.61.635	161	541.32.140	3	541.98.196	119	543.34.251	87
505.15.400	165	521.99.300	122	541.32.141	3	541.98.199	119	543.34.252	87

# INDEX

ITEM NO.	PAGE NO.	ITEM NO.	PAGE NO.	ITEM NO.	PAGE NO.	ITEM NO.	PAGE NO.	ITEM NO.	PAGE NO.
543.34.800	.87	545.47.267	.88	545.61.262	.99	545.96.804	.93	545.96.910	.93
543.34.830	.87	545.47.268	.88	545.61.272	.99	545.96.805	.65	545.96.911	.65
543.34.851	.87	545.47.272	.108	545.78.200	.79	545.96.805	.93	545.96.912	.65
543.34.852	.87	545.47.274	.108	545.84.280	.63	545.96.806	.65	546.04.000	.12
543.34.930	.87	545.47.275	.108	545.84.280	.67	545.96.806	.93	546.04.001	.9
543.39.100	.120	545.48.239	.102	545.84.480	.63	545.96.807	.65	546.04.002	.9, 12
543.39.101	.120	545.48.248	.102	545.96.000	.93	545.96.807	.93	546.04.781	.9
543.39.102	.120	545.48.260	.101	545.96.001	.93	545.96.808	.65	546.04.782	.9, 12
545.06.101	.89	545.48.262	.101	545.96.002	.93	545.96.808	.93	546.04.790	.12
545.06.102	.89	545.48.860	.101	545.96.003	.65	545.96.809	.65	546.04.800	.12
545.09.800	.90	545.48.862	.101	545.96.003	.93	545.96.809	.93	546.04.801	.9
545.09.810	.90	545.59.266	.96	545.96.004	.65	545.96.810	.65	546.04.802	.9, 12
545.09.821	.90	545.59.267	.96	545.96.004	.93	545.96.810	.93	546.04.881	.9
545.09.832	.90	545.59.268	.96	545.96.005	.65	545.96.811	.65	546.04.882	.9, 12
545.09.850	.91	545.59.276	.96	545.96.005	.93	545.96.812	.65	546.04.890	.12
545.09.851	.91	545.59.277	.96	545.96.006	.65	545.96.880	.93	546.04.900	.12
545.09.852	.91	545.59.278	.96	545.96.006	.93	545.96.881	.93	546.04.901	.9
545.09.861	.92	545.59.298	.97	545.96.007	.65	545.96.882	.93	546.04.902	.9, 12
545.09.872	.92	545.60.165	.68	545.96.007	.93	545.96.883	.65	546.17.268	.8
545.09.890	.90	545.60.166	.68	545.96.008	.65	545.96.883	.93	546.17.408	.7
545.09.900	.90	545.60.175	.80	545.96.008	.93	545.96.884	.65	546.17.417	.7
545.09.910	.90	545.60.175	.97	545.96.009	.65	545.96.884	.93	546.17.908	.7
545.09.921	.90	545.60.176	.80	545.96.009	.93	545.96.885	.65	546.17.917	.7
545.09.932	.90	545.60.176	.97	545.96.010	.65	545.96.885	.93	546.31.801	.105
545.09.950	.91	545.60.177	.80	545.96.010	.93	545.96.886	.65	546.31.852	.107
545.09.951	.91	545.60.177	.97	545.96.011	.65	545.96.886	.93	546.31.863	.106
545.09.952	.91	545.60.178	.8	545.96.012	.65	545.96.887	.65	546.31.881	.107
545.09.961	.92	545.60.178	.80	545.96.780	.93	545.96.887	.93	546.32.801	.107
545.09.972	.92	545.60.178	.97	545.96.781	.93	545.96.888	.65	546.32.811	.106
545.09.990	.90	545.60.179	.8	545.96.782	.93	545.96.888	.93	546.60.478	.8
545.17.354	.95	545.60.208	.80	545.96.783	.65	545.96.889	.65	546.60.479	.8
545.17.356	.95	545.60.208	.97	545.96.783	.93	545.96.889	.93	546.62.810	.63
545.17.954	.95	545.60.217	.80	545.96.784	.65	545.96.890	.65	546.62.811	.63
545.17.956	.95	545.60.217	.97	545.96.784	.93	545.96.890	.93	546.62.812	.63
545.29.108	.111	545.60.244	.80	545.96.785	.65	545.96.891	.65	546.62.813	.63
545.29.110	.111	545.60.244	.97	545.96.785	.93	545.96.892	.65	546.62.826	.90
545.29.121	.111	545.60.253	.80	545.96.786	.65	545.96.900	.93	546.62.910	.63
545.29.122	.111	545.60.253	.97	545.96.786	.93	545.96.901	.93	546.62.911	.63
545.29.521	.111	545.60.265	.68	545.96.787	.65	545.96.902	.93	546.62.912	.63
545.29.522	.111	545.60.266	.68	545.96.787	.93	545.96.903	.65	546.62.913	.63
545.29.708	.111	545.60.275	.80	545.96.788	.65	545.96.903	.93	546.62.926	.90
545.29.710	.111	545.60.275	.97	545.96.788	.93	545.96.904	.65	546.63.112	.64
545.29.721	.111	545.60.276	.80	545.96.789	.65	545.96.904	.93	546.63.112	.94
545.29.722	.111	545.60.276	.97	545.96.789	.93	545.96.905	.65	546.63.113	.64
545.29.990	.111	545.60.277	.80	545.96.790	.65	545.96.905	.93	546.63.113	.94
545.47.199	.120	545.60.277	.97	545.96.790	.93	545.96.906	.65	546.63.114	.64
545.47.212	.88	545.60.278	.8	545.96.791	.65	545.96.906	.93	546.63.114	.94
545.47.214	.88	545.60.278	.80	545.96.792	.65	545.96.907	.65	546.63.115	.64
545.47.241	.108	545.60.278	.97	545.96.800	.93	545.96.907	.93	546.63.115	.94
545.47.243	.108	545.60.578	.8	545.96.801	.93	545.96.908	.65	546.63.116	.64
545.47.256	.88	545.60.579	.8	545.96.802	.93	545.96.908	.93	546.63.132	.64
545.47.257	.88	545.61.232	.98	545.96.803	.65	545.96.909	.65	546.63.132	.94
545.47.258	.88	545.61.233	.98	545.96.803	.93	545.96.909	.93	546.63.133	.64
545.47.266	.88	545.61.250	.99	545.96.804	.65	545.96.910	.65	546.63.133	.94



ITEM NO.	PAGE NO.	ITEM NO.	PAGE NO.	ITEM NO.	PAGE NO.	ITEM NO.	PAGE NO.	ITEM NO.	PAGE NO.
546.63.134	.64	546.63.815	.94	546.92.282	.78	547.12.814	.86	549.60.990	.70
546.63.134	.94	546.63.816	.64	546.92.283	.78	547.12.821	.86	549.64.186	.71
546.63.135	.64	546.63.832	.64	546.92.581	.78	547.12.822	.86	549.64.196	.71
546.63.135	.94	546.63.832	.94	546.92.582	.78	547.12.823	.86	549.64.204	.70
546.63.136	.64	546.63.833	.64	546.92.583	.78	547.12.824	.86	549.64.205	.70
546.63.159	.94	546.63.833	.94	546.92.781	.78	547.51.218	.115	549.64.206	.70
546.63.177	.94	546.63.834	.64	546.92.782	.78	547.51.227	.115	549.64.214	.70
546.63.178	.94	546.63.834	.94	546.92.783	.78	547.51.236	.115	549.64.215	.70
546.63.202	.64	546.63.835	.64	546.92.801	.77	547.51.245	.115	549.64.216	.70
546.63.203	.64	546.63.835	.94	546.92.802	.77	547.51.254	.115	549.64.224	.70
546.63.204	.64	546.63.836	.64	546.92.803	.77	547.51.263	.115	549.64.225	.70
546.63.205	.64	546.63.859	.94	546.92.831	.77	547.90.412	.145	549.64.226	.70
546.63.206	.64	546.63.877	.94	546.92.832	.77	547.90.491	.145	549.64.234	.70
546.63.212	.64	546.63.878	.94	546.92.833	.77	547.90.509	.145	549.64.235	.70
546.63.212	.94	546.64.171	.76	546.92.881	.78	547.90.521	.145	549.64.236	.70
546.63.213	.64	546.64.172	.76	546.92.882	.78	547.90.719	.145	549.64.244	.70
546.63.213	.94	546.64.173	.76	546.92.883	.78	547.90.761	.145	549.64.245	.70
546.63.214	.64	546.64.191	.76	546.92.901	.77	547.90.901	.145	549.64.246	.70
546.63.214	.94	546.64.192	.76	546.92.902	.77	547.90.919	.145	549.64.254	.70
546.63.215	.64	546.64.193	.76	546.92.903	.77	547.91.550	.104	549.64.255	.70
546.63.215	.94	546.64.271	.76	546.92.931	.77	547.91.563	.104	549.64.256	.70
546.63.216	.64	546.64.272	.76	546.92.932	.77	547.91.703	.104	549.64.586	.71
546.63.222	.64	546.64.273	.76	546.92.933	.77	547.91.705	.104	549.64.596	.71
546.63.223	.64	546.64.291	.76	547.12.101	.86	547.92.325	.146	549.64.786	.71
546.63.224	.64	546.64.292	.76	547.12.102	.86	547.92.326	.146	549.64.796	.71
546.63.225	.64	546.64.293	.76	547.12.103	.86	547.92.336	.146	550.13.398	.73
546.63.226	.64	546.64.811	.75	547.12.104	.86	547.92.525	.146	550.13.701	.73
546.63.232	.64	546.64.812	.75	547.12.111	.86	547.92.526	.146	550.13.711	.72
546.63.232	.94	546.64.813	.75	547.12.112	.86	547.92.536	.146	550.13.731	.72
546.63.233	.64	546.64.821	.75	547.12.113	.86	547.92.625	.146	550.13.741	.73
546.63.233	.94	546.64.822	.75	547.12.114	.86	547.92.626	.146	550.13.761	.74
546.63.234	.64	546.64.823	.75	547.12.121	.86	547.92.627	.146	550.13.771	.72
546.63.234	.94	546.64.871	.76	547.12.122	.86	547.92.736	.146	550.13.781	.72
546.63.235	.64	546.64.872	.76	547.12.123	.86	547.93.492	.146	550.13.793	.74
546.63.235	.94	546.64.873	.76	547.12.124	.86	547.94.385	.156	550.13.794	.74
546.63.236	.64	546.64.891	.76	547.12.201	.86	547.94.485	.156	550.13.795	.73
546.63.259	.94	546.64.892	.76	547.12.202	.86	548.10.240	.10	550.13.801	.73
546.63.277	.94	546.64.893	.76	547.12.203	.86	548.10.241	.10	550.13.811	.72
546.63.278	.94	546.64.911	.75	547.12.204	.86	548.10.290	.11	550.13.831	.72
546.63.532	.64	546.64.912	.75	547.12.211	.86	548.10.440	.10	550.13.841	.73
546.63.532	.94	546.64.913	.75	547.12.212	.86	548.10.441	.10	550.13.861	.74
546.63.533	.64	546.69.200	.67	547.12.213	.86	548.10.890	.11	550.13.871	.72
546.63.533	.94	546.69.241	.66	547.12.214	.86	548.11.264	.11	550.13.881	.72
546.63.534	.64	546.69.242	.66	547.12.221	.86	548.11.266	.11	550.13.893	.74
546.63.534	.94	546.69.243	.66	547.12.222	.86	548.11.466	.11	550.13.894	.74
546.63.559	.94	546.69.244	.66	547.12.223	.86	548.11.566	.11	550.13.895	.73
546.63.578	.94	546.75.204	.68	547.12.224	.86	549.23.502	.100	553.00.430	.30
546.63.812	.64	546.75.213	.68	547.12.801	.86	549.23.702	.100	556.48.800	.148
546.63.812	.94	546.76.220	.63	547.12.802	.86	549.60.599	.69	556.48.801	.148
546.63.813	.64	546.76.220	.67	547.12.803	.86	549.60.901	.69	556.48.802	.148
546.63.813	.94	546.76.420	.63	547.12.804	.86	549.60.903	.69	556.48.803	.148
546.63.814	.64	546.86.200	.67	547.12.811	.86	549.60.906	.69	556.49.250	.132
546.63.814	.94	546.86.210	.67	547.12.812	.86	549.60.909	.69	556.49.251	.132
546.63.815	.64	546.92.281	.78	547.12.813	.86	549.60.911	.69	556.49.252	.132

# INDEX

ITEM NO.	PAGE NO.	ITEM NO.	PAGE NO.	ITEM NO.	PAGE NO.	ITEM NO.	PAGE NO.	ITEM NO.	PAGE NO.
556.49.450	132	556.55.770	150	556.87.604	133	556.91.423	134	557.59.112	83
556.49.451	132	556.55.772	150	556.87.621	135	556.91.440	140	557.59.113	83
556.49.452	132	556.55.783	151	556.87.622	135	556.91.450	140	557.59.115	83
556.49.550	132	556.55.786	151	556.87.623	136	556.91.480	139	557.59.117	83
556.49.551	132	556.55.789	151	556.87.624	136	556.91.511	134	557.59.122	83
556.49.552	132	556.55.790	151	556.87.640	129	556.91.522	134	557.59.123	83
556.49.750	132	556.55.792	151	556.87.641	129	556.91.523	134	557.59.125	83
556.49.751	132	556.55.799	151	556.87.650	131	556.91.540	140	557.59.127	83
556.49.752	132	556.61.710	154	556.87.660	139	556.91.550	140	557.59.132	83
556.49.850	132	556.61.720	154	556.87.671	138	556.91.580	139	557.59.133	83
556.49.851	132	556.61.730	154	556.87.672	138	556.91.611	134	557.59.135	83
556.49.852	132	556.61.740	154	556.87.681	137	556.91.622	134, 143	557.59.137	83
556.53.400	152	556.61.750	154	556.87.682	137	556.91.623	134, 143	557.59.142	83
556.53.401	152	556.61.760	154	556.87.690	130	556.91.640	140	557.59.143	83
556.53.402	152	556.61.770	154	556.87.699	140	556.91.650	140	557.59.145	83
556.53.403	152	556.64.730	154	556.87.901	134	556.91.680	139	557.59.147	83
556.53.404	152	556.64.740	154	556.87.902	134	556.91.911	134	574.90.001	118
556.53.405	152	556.64.750	154	556.87.903	133	556.91.922	134, 143	574.90.101	118
556.53.406	152	556.64.770	154	556.87.904	133	556.91.923	134, 143	574.90.301	118
556.53.407	152	556.66.727	155	556.87.921	135	556.91.940	140	574.90.409	118
556.53.408	152	556.66.754	155	556.87.922	135	556.91.950	140	574.90.601	118
556.53.409	152	556.66.763	155	556.87.923	136	556.91.980	139	574.93.010	118
556.53.510	152	556.79.306	153	556.87.924	136	556.92.031	139	574.93.100	118
556.53.511	152	556.79.506	153	556.87.940	129	556.92.321	139	574.93.110	118
556.53.512	152	556.79.706	153	556.87.941	129	556.99.104	149	574.93.400	118
556.53.513	152	556.87.202	134	556.87.950	131	556.99.107	149	574.93.410	118
556.53.514	152	556.87.203	133	556.87.960	139	556.99.114	149	574.93.600	118
556.53.515	152	556.87.204	133	556.87.971	138	556.99.117	149	574.93.610	118
556.53.516	152	556.87.211	134	556.87.972	138	557.47.130	132	574.93.700	118
556.53.517	152	556.87.240	129	556.87.981	137	557.47.150	132	574.93.710	118
556.53.518	152	556.87.250	131	556.87.982	137	557.47.220	131	732.06.790	146
556.53.519	152	556.87.260	139	556.87.990	130	557.47.240	132	828.50.208	166
556.55.361	150	556.87.290	130	556.87.999	140	557.47.280	131	828.50.210	166
556.55.362	150	556.87.399	74	556.88.096	143	557.47.290	130	828.50.408	166
556.55.363	150	556.87.399	130	556.88.200	141	557.47.420	131	828.50.410	166
556.55.364	150	556.87.402	134	556.88.210	142	557.47.440	132	888.00.015	125
556.55.365	150	556.87.403	133	556.88.220	143	557.47.480	131	888.00.024	125
556.55.366	150	556.87.404	133	556.88.221	143	557.47.490	130	891.22.000	156
556.55.369	150	556.87.411	134	556.88.230	144	557.47.520	131	891.22.100	156
556.55.370	150	556.87.440	129	556.88.231	144	557.47.580	131	891.22.110	156
556.55.372	150	556.87.450	131	556.88.700	141	557.47.584	132	891.22.300	156
556.55.383	151	556.87.460	139	556.88.710	142	557.47.590	130		
556.55.386	151	556.87.490	130	556.88.720	143	557.47.701	129		
556.55.389	151	556.87.502	134	556.88.721	143	557.47.710	129		
556.55.390	151	556.87.503	133	556.88.730	144	557.47.720	131		
556.55.392	151	556.87.504	133	556.88.731	144	557.47.740	132		
556.55.399	151	556.87.511	134	556.91.211	134	557.47.780	131		
556.55.761	150	556.87.540	129	556.91.222	134	557.47.790	130		
556.55.762	150	556.87.550	131	556.91.223	134	557.47.801	129		
556.55.763	150	556.87.560	139	556.91.240	140	557.47.810	129		
556.55.764	150	556.87.590	130	556.91.250	140	557.47.820	131		
556.55.765	150	556.87.601	134	556.91.280	139	557.47.840	132		
556.55.766	150	556.87.602	134	556.91.411	134	557.47.880	131		
556.55.769	150	556.87.603	133	556.91.422	134	557.47.890	130		

# EASIER TO ACCESS. EASIER TO USE.



WE KNOW YOU'RE ALWAYS ON THE GO AND MAY NOT ALWAYS BE USING A DESKTOP OR LAPTOP TO ACCESS OUR WEBSITE. AND THAT'S EXACTLY WHY OUR SITE HAS BEEN UPDATED WITH YOU IN MIND.

- Improved user experience on any device
- More robust, intuitive navigation
- Updated category displays include more information
- Login and shop on mobile, tablet, desktop or all three!

## STANDARD TERMS AND CONDITIONS OF SALE

All purchases from Häfele America Co. are subject to the Terms and Conditions in effect at the time of shipment. Häfele's Terms and Conditions are set forth on its website, [www.hafele.com/us](http://www.hafele.com/us), and are incorporated herein by reference. Should you not have access to the above web site and wish to obtain a printed copy of the Terms and Conditions, please contact your Häfele Sales Representative and a copy will be sent to you. Prices subject to change or impacted by mandatory tariffs.