

HÄFELE



LOX5

**The LED lighting system
for furniture and rooms.**

5

Contents

Introduction

Further development

System

Color codes

Control

Planning

Illuminating

Page

2

Linear light

LED strip lights

LED silicone strip lights

Surface mounted light

Glass edge light

Drawer lights

Aluminum profiles

Plastic profiles

Point light

Recess/surface mounted
downlights

Recess mounted downlights

Surface mounted downlights

Surface mounted lights

Flexible surface mounted lights

Extending

Page

80

Charging stations

Sound systems

Switching

Page

84

Sensor switches

Mechanical switches

Dimmer interface

Multi-switch box

Multi-driver box

Networking

Page

93

Häfele Connect Mesh

6-way distributor

Adapter multi-white, RGB,
fittings

Remote control

Push button switch,
wall mounted

2-channel interface

Distributing

Page

102

Term definition

Distributor

Extension leads

Modular leads

Switch leads

Leads and connectors
for LED strip lights

Adapters Loox5/Loox

Power cords

Cable routing

Supplying

Page

121

Connections and control concept

Drivers

Converters

Additional information

Page

140

Technical data LED strip lights

Inspirations for
designing with light

Light effects
and lighting technology

Test symbols and symbols

Technical terms


Technical questions

Documentation on the Internet

Item no. index

Address information

High-performance LED strip lights and design-oriented aluminum profiles – also available in designer finishes: black and brushed stainless steel colored.



The wireless network of lights and electrically operated fittings – with optional integration of the electrical installation of buildings.



Compatibility > **Page 116**

Adapters ensure compatibility:
Using different Loox generations in
one installation.



Technical data > **Page 140**

By professionals for professionals – all
facts about LED strip lights at a glance.



**Task light,
Ambient light,
Accent light** > **Page 146**

Suitable areas of application for each
light – now in a quick overview.

on.



LOOX5



We have invested many hours working with LED lights, we have developed and researched, we have had many valuable discussions with partners in trade and industry – and we have learned a great deal. The market is demanding digital answers.

The result after four generations of Loox LED lights is therefore not simply further development, but a new level. Our development has accelerated. Because the world is accelerating, and the demands of our customers are growing at an equally rapid rate.

The essence of four generations.


We are driven by the same questions
time and time again.

How can it be made easier?

How can it be made better?

How can it be made more intelligent?

5




The essence of our experience
therefore has a new face.

Welcome to Loox5.



**Easy.
Logical.
Linear.**



Loox5

Supplying.

Output current 5 A. Suitable for longer installation routes.
Engineered by Häfele.

Loox5

Distributing.

Wired.

6-way distributor for monochrome lights. With connector for all standard switches from the Loox product range.



Straight down the line.

Loox5

Networking.

Wireless.

Häfele Connect Mesh 6-way distributor.
For RGB, multi-white and monochrome
lights. Engineered by Häfele.

Häfele Connect
Mesh push
button, wall-
mounted



Push button,
wall-mounted
External
product



Networking via
Häfele Connect
Mesh 2-channel
interface

Häfele Connect
Mesh App



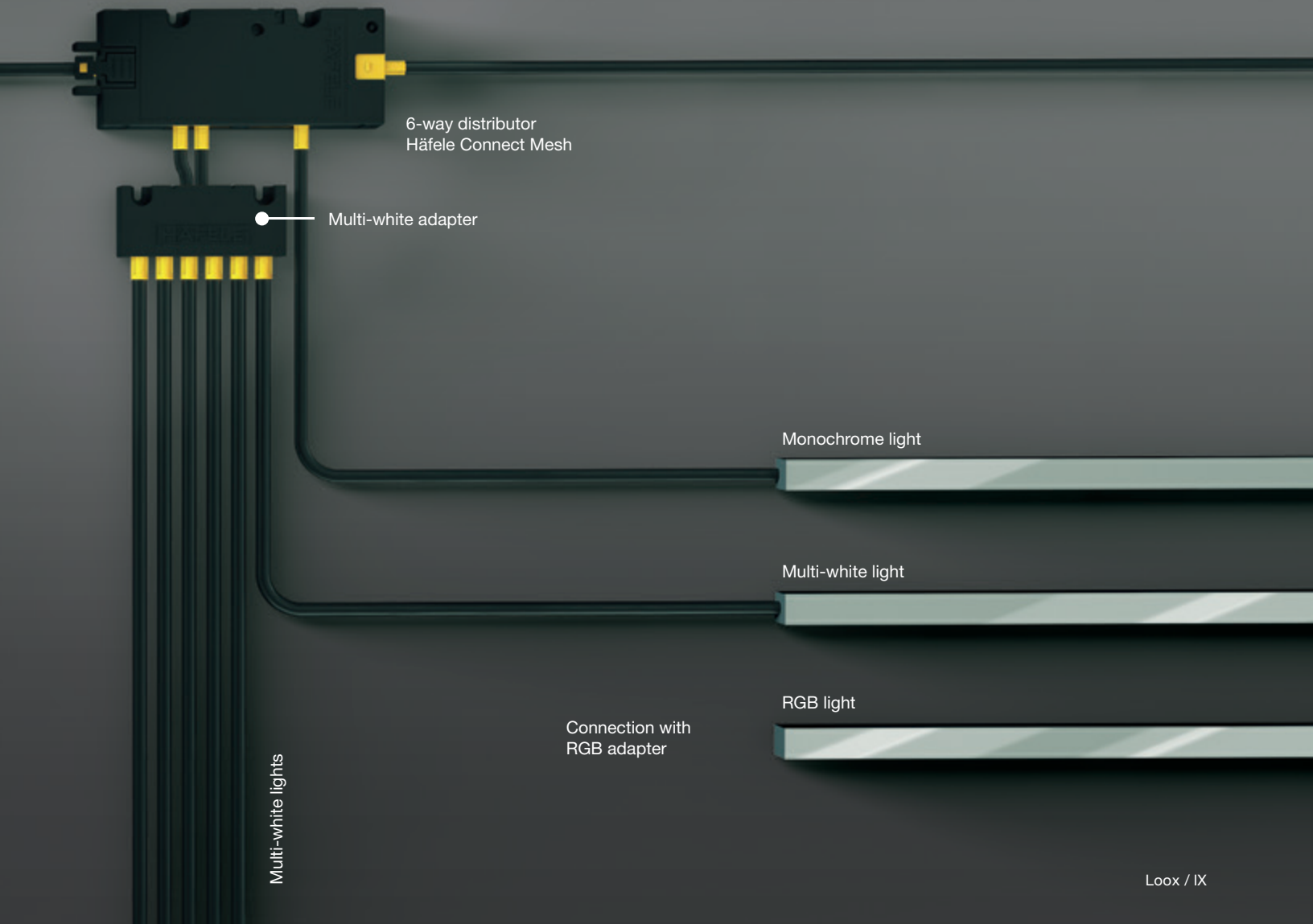
Häfele Connect
Mesh remote
control



Loox5

Illuminating.

Equipped with high-quality LEDs
made by Samsung.




Loox5


Color codes.



Intu
con.

itive __nec__tions.





RGB, multi-white, monochrome light.
The Häfele Connect Mesh 6-way distributor
controls everything. At once. Wireless.

Intelligent light, intelligently solved.

All-in-one

**The Loox5
light control.**

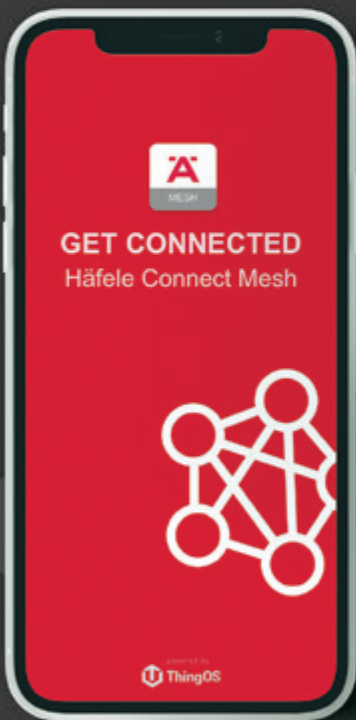
Häfele Connect Mesh 6-way distributor.



Häfele Connect Mesh
App

Häfele Connect Mesh
push button, wall-mounted

Häfele Connect Mesh
remote control



Control light and configure the lighting individually – it's that simple with the Loox5 system: all of the Loox5 lights installed in the house "register" in the Häfele Connect Mesh App and are integrated into the app interface in just a few steps. Now the lights can be individually activated,

dimmed, their light color can be changed, or they can be simply switched on and off. At the same time, different lighting scenarios can be created and saved. Operation can take place completely in accordance with requirements: via the app, via remote control or using


wall-mounted push buttons. Integrating the Häfele Connect Mesh 2-channel interface also makes every standard wall-mounted push button compatible with the app. Loox5. A modular networking kit which can be described with one word: EASY.

Light is easy.

Few criteria.

Many solutions.


Light color	Monochrome Multi-white RGB
Light intensity	Task light Ambient light Accent light
Light source	Linear light Point light
Alignment	Directly or indirectly Up or down Forward or backward To the side
Position on the cabinet	Outside Inside
Installation type	Recess mounted Surface mounted



Light color Multi-white
Light source Point light
Alignment Up
Installation type Recess mounted
Example LED 2091


Light in the sleeping area.

Atmosphere full of ambience for rest areas.



Light in the kitchen.


Functionality for every action.



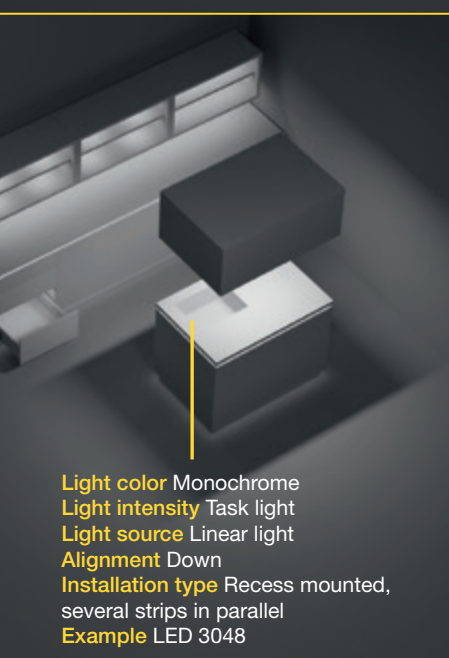
Light color Monochrome
Light intensity Ambient light
Light source Linear light
Alignment To the side
Installation type Attached at the side to the circular mounting plate behind the mirror
Example LED 3040, just 5 mm wide for slim design applications

Light in the storage space.


Orientation for perfect organization.



Light color Monochrome
Light intensity Accent light
Light source Linear light
Alignment Down
Installation type Recess mounted
Example LED 2062



Light color Monochrome
Light intensity Task light
Light source Linear light
Alignment Down
Installation type Recess mounted, several strips in parallel
Example LED 3048



Light color Monochrome
Light intensity Task light
Light source Linear light
Alignment To the side
Position on the cabinet Inside
Installation type Recess mounted
Example LED 3051 with long-life constant current technology

Light in store fixtures.

Value for the presentation of goods.

Light is plannable.

The need to observe only a few planning steps structures and simplifies the planning of lighting in furniture.



Illuminating.

At the start of the development process, determine the lighting purposes of the furniture (multiple choices possible)

- > **Task light for pleasant and safe working**
- > **Ambient light for highlighting or staging**
- > **Accent light for storage spaces or paths**

Also take into account the overall brightness of the room and the finishes to be illuminated: Sufficiently bright ceiling lighting or sunlight makes the orientation light unnecessary during the day, but at night it may be very pleasant if the ceiling lighting does not need to be used and a few furniture pieces provide some orientation light.

For confidence in the planning process, test lighting and finishes or use bright lighting with dimmers to achieve a balance of incident light and reflection.

The form factor of a light (linear, point) and the number used affects the planarity of the illumination. Light color, installation type, position on the cabinet, and alignment are further criteria to select the perfect light.



Extending.

Häfele Loox5 drivers supply not only lights, but also charging stations (inductive and USB), audio systems, as well as electrically operated flap fittings, sliding doors, or TV lifts. Take advantage of the potential of Häfele Loox5. Create furniture that can do more than simply look good.

The chapter structure of the Loox brochure simplifies the ordering process by using this simple planning process.

Take advantage of the potential of Häfele Loox5 and create furniture that can do more than simply look good.



Switching.

Plan switch requirements and switch positions. Simple mechanical switches or convenient sensors and dimmers can be grouped together by means of multi-driver or multi-switch boxes to conveniently operate lights from a single location or from different locations.



Networking.

The Häfele Connect Mesh 6-way distributor is the central element for controlling monochrome lights, multi-white lights, or RGB lights individually or jointly. 6-way distributors can be networked. They can be controlled by remote control, wall-mounted push button, or app.



Distributing.

Plan the concealed cable routing and provide holes, grooves, or panels. An extensive range of extension leads and distributors facilitates suitable cabling of your project.




Supplying.

Add up the wattage of all lights and other devices.

If necessary, take into account possible later expansions and select a driver of the appropriate performance class. Lights of the same voltage type or current may be connected to a common driver. Converters are also available and are necessary if lights with different voltage types and currents will share a driver.

Choose a distributor for your current needs (with or without switching function or with Häfele Connect Mesh). The distributor can be easily replaced at a later time. Therefore, make sure the drivers are accessible in the furniture.






LOX5

Linear light



Task light: Illuminate work spaces with > 500 lx at a distance of 500 mm (19 11/16")

					Illuminance max. at a distance of 500 mm (19 11/16") lx	
LED 3052	24 V	Constant current	8 mm (5/16")	19.2 W/m	1840	> Page 12
LED 3051	24 V	Constant current	8 mm (5/16")	14.4 W/m	1400	> Page 12
LED 3048	24 V		8 mm (5/16")	14.4 W/m	1320	> Page 10
LED 3050	24 V	Constant current	8 mm (5/16")	9.6 W/m	1010	> Page 12
LED 2068	12 V		8 mm (5/16")	9.6 W/m	955	> Page 10
LED 3045	24 V		8 mm (5/16")	9.6 W/m	955	> Page 10
LED 2061	12 V		5 mm (3/16")	9.6 W/m	860	> Page 8
LED 3041	24 V		5 mm (3/16")	9.6 W/m	860	> Page 8
LED 3046	24 V	Silicone	8 mm (5/16")	9.6 W/m	860	> Page 14
LED 2077	12 V	Constant current	8 mm (5/16")	9.6 W/m	830	> Page 12




Ambient light: 150–500 lx at a distance of 500 mm (19 11/16")

					Illuminance max. at a distance of 500 mm (19 11/16") lx	
LED 2062	12 V		8 mm (5/16")	4.8 W/m	470	> Page 10
LED 2065	12 V		8 mm (5/16")	4.8 W/m	470	> Page 10
LED 3042	24 V		8 mm (5/16")	4.8 W/m	470	> Page 10
LED 2060	12 V		5 mm (3/16")	4.8 W/m	430	> Page 8
LED 3040	24 V		5 mm (3/16")	4.8 W/m	430	> Page 8
LED 2063	12 V	Silicone	8 mm (5/16")	4.8 W/m	425	> Page 14
LED 3043	24 V	Silicone	8 mm (5/16")	4.8 W/m	425	> Page 14



Multi-white lights

					Illuminance max. at a distance of 500 mm (19 11/16") lx	
LED 3049	24 V		8 mm (5/16")	14.4 W/m	1200	> Page 16
LED 2070	12 V		8 mm (5/16")	9.6 W/m	865	> Page 16
LED 3047	24 V		8 mm (5/16")	9.6 W/m	865	> Page 16
LED 3061	24 V	Silicone	8 mm (5/16")	9.6 W/m	865	> Page 16
LED 2064	12 V		8 mm (5/16")	4.8 W/m	445	> Page 16
LED 3044	24 V		8 mm (5/16")	4.8 W/m	445	> Page 16
LED 3060	24 V	Silicone	8 mm (5/16")	4.8 W/m	445	> Page 16



RGB lights


LED 2080	12 V		10 mm (3/8")	9.6 W/m	> Page 18
LED 3080	24 V		10 mm (3/8")	9.6 W/m	> Page 18
LED 2042	12 V		8 mm (5/16")	9.6 W/m	> Page 20





Aluminum profiles for recess mounting


Model	Internal dimension	
1104	8 mm (5/16")	For strip lights up to a width of 5 mm (3/16") > Page 22
1103	11 mm (7/16")	> Page 22
1105	11 mm (7/16")	Asymmetrical light distribution > Page 23
	16 mm (5/8")	> Page 24
1107	8 mm (5/16")	Asymmetrical light distribution, for strip lights up to a width of 5 mm (3/16") > Page 25
1106	11 mm (7/16")	Asymmetrical light distribution > Page 25



22

Aluminum profiles for surface mounting

2101, 2102	11 mm (7/16")	> Page 26
2103	11 mm (7/16")	With concealed fixing > Page 28
2104	11 mm (7/16")	With concealed fixing, asymmetrical light distribution > Page 28
	16 mm (5/8")	> Page 30
		Glass edge profile > Page 31
	14 mm (9/16")	Corner mounting > Page 31
	14 mm (9/16")	Drawer profile > Page 32
	8 mm (5/16")	Designer profile > Page 33
	12 mm (1/2")	
	12.5 mm (1/2")	With flat lens > Page 36
	14.5 mm (9/16")	
	1.3 mm (3/8")	



26

Aluminum wardrobe tubes

15 mm (9/16")	Asymmetrical light distribution > Page 34
---------------	---



34

Covers and lenses

Lenses	> Page 35
Mounting strips	> Pages 37-38



35

Aluminum cooling strip


10 mm (3/8")	> Page 35
--------------	-----------



35

Plastic profiles for recess mounting

1102	5 mm (3/16")	> Page 39
1101	8 mm (5/16")	> Page 39



39

Diffusers

For profiles for recess mounting 1103-1107	> Page 40
For profiles for recess mounting 2101-2104	
For Loox profiles with 16 mm (5/8") internal dimension	> Page 40







40

Point light



Task light


Illuminate work spaces with > 500 lx at a distance of 500 mm (19 11/16")

	LED 2032	12 V	Surface mounted	300 x 180 mm (11 13/16" x 7 1/16")	3 W	> Page 41
	LED 2025	12 V	Recess mounted/ surface mounted	Drill hole Ø 58 mm (2 5/16")	3.8 W	> Page 42
	LED 3023	24 V	Surface mounted	Ø 180 mm (7 1/16")	4.8 W	> Page 67
	LED 3025	24 V	Surface mounted	205 x 205 mm (8 1/16" x 8 1/16")	5.8 W	> Page 68



Spotlight with narrow refraction angle


















Highlight objects with > 500 lx at a distance of 500 mm (19 11/16")

	LED 2093	12 V	Recess mounted	Drill hole Ø 35 mm (1 3/8")	1.0 W	> Page 61
---	----------	------	----------------	-----------------------------------	-------	-----------



Ambient light

Stage furnishings with 150–500 lx at a distance of 500 mm (19 11/16")




	LED 2092	12 V	Recess mounted/ surface mounted	Drill hole Ø 58 mm (2 5/16")	3.4 W	> Page 42
	LED 3092	24 V				
	LED 2040	12 V	Recess mounted/ surface mounted	Drill hole Ø 35 mm (1 3/8")	3.4 W	> Page 46
	LED 2090	12 V	Recess mounted/ surface mounted	Drill hole Ø 26 mm (1")	1.2 W	> Page 48
	LED 3090	24 V				
	LED 2047	12 V	Recess mounted/ surface mounted	Drill hole Ø 55 mm (2 3/16")	3.0 W	> Page 50
	LED 3038	24 V				
	LED 2020	12 V	Recess mounted/ surface mounted	Drill hole Ø 55 mm (2 3/16")	3.2 W	> Page 54
	LED 2022	12 V	Recess mounted/ surface mounted	Drill hole Ø 26 mm (1")	1.5 W	> Page 56
	LED 2023	12 V	Recess mounted/ surface mounted	Drill hole Ø 26 mm (1")	1.5 W	> Page 58
	LED 2039	12 V	Recess mounted	Ø 58 mm (2 5/16")	2.5 W	> Page 59
	LED 2050	12 V	Surface mounted	Ø 65 mm (2 9/16")	2.5 W	> Page 69
	LED 3035	24 V				
	LED 2051	12 V	Surface mounted	65 x 65 mm (2 9/16" x 2 9/16")	2.5 W	> Page 70
	LED 3036	24 V				
	LED 2027	12 V	Surface mounted	Drill hole Ø 65 mm (2 9/16")	2.6 W	> Page 62
	LED 3010	24 V	Recess mounted/ surface mounted	Drill hole Ø 60 mm (2 3/8")	3.3 W	> Page 66











Orientation light


Illuminate non-hazardous traffic areas and corridors or storage spaces with <150 lx at a distance of 500 mm (19 11/16")

	LED 2028	12 V	Recess mounted	Drill hole Ø 54 mm (2 1/8")	0.3 W	> Page 60
Multi-functional mirror		DC 12 V	> Page 77			
	LED 9004	Battery-operated light	Surface mounted	120 x 65 mm (4 3/4" x 2 9/16")	0.8 W	> Page 78
	LED 9005	Battery-operated light	Drawer light		0.6 W	> Page 79








Flexible surface mounted lights

	LED 2034	12 V	Surface mounted, with charging station	1.5 W	> Page 63
	LED 2018	12 V	Surface mounted	2.0 W	> Page 64
	LED 3018	24 V	Surface mounted	2.8 W	> Page 65
	LED 2037		Wardrobe tube kit		> Page 72
	LED 2029		Light bar, with dimmer switch		> Page 73
	LED 2029		Light bar, with linkable cable		> Page 74
	LED 2037		Drawer light		> Page 75
	LED 2037		Drawer light, with IR sensor	18 x 12.5 mm (3/4" x 1/2")	> Page 76






Multi-white lights

	LED 2091	12 V	Recess mounted/ surface mounted	Drill hole Ø 58 mm (2 5/16")	3.4 W	> Page 44
	LED 3091	24 V				
	LED 2048	12 V	Recess mounted/ surface mounted	Drill hole Ø 26 mm (1")	3.0 W	> Page 52
	LED 3039	24 V				



RGB lights

	LED 2081	12 V	Surface mounted	65 x 65 mm (2 9/16" x 2 9/16")	0.7 W	> Page 71
	LED 3081	24 V				







Linear light

For universal use in furniture.

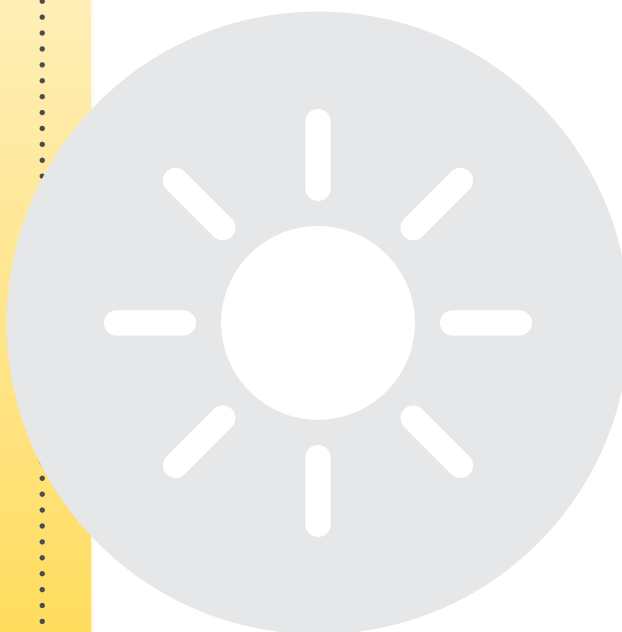


Good reasons.

- > Continuous light line with diffused glow
- > Minimalistic design
- > Virtually invisible, glare-free light source
- > Easy installation

For every situation.

- > Radiant task light for work spaces
- > Discreet ambient light for relaxed living spaces
- > Splash-proof silicone strip lights for bathroom applications
- > Plastic profiles for vertical illumination in storage spaces
- > Aluminum profiles in designer finishes for top-of-the-line design demands




LED strip lights

Monochrome, 5 mm (3/16")



Häfele Loox5 LED 2060/2061/3040/3041



LED 2060/2061



LED 3040/3041

**EXTRA
NARROW**
5 mm
(3/16")

**Illuminance value in lx applies to 1 m (39 3/8")
strip length:**

2700 K	3000 K	4000 K	5000 K	120°	
940 lx	970 lx	1000 lx	1030 lx		250 mm (9 13/16")
400 lx	420 lx	430 lx	430 lx		500 mm (19 11/16")
220 lx	235 lx	240 lx	240 lx		750 mm (29 1/2")
135 lx	145 lx	145 lx	145 lx		1000 mm (39 3/8")

LED 2060/3040

2700 K	3000 K	4000 K	5000 K	120°	
1860 lx	1960 lx	2000 lx	2060 lx		250 mm (9 13/16")
790 lx	850 lx	860 lx	860 lx		500 mm (19 11/16")
440 lx	470 lx	480 lx	480 lx		750 mm (29 1/2")
270 lx	290 lx	290 lx	290 lx		1000 mm (39 3/8")

LED 2061/3041

Equipped with high-quality Samsung® LEDs

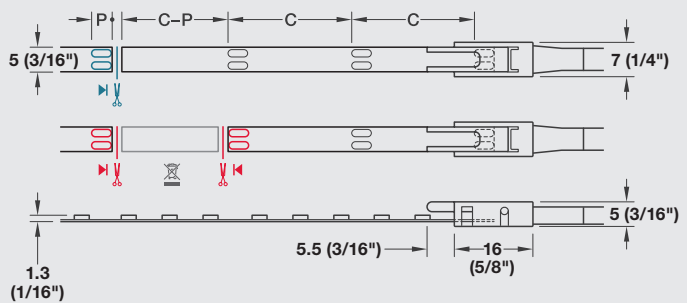
- > Dimmable: Yes
- > Material: Plastic
- > Color: White
- > Width: 5 mm (3/16")
- > Height: 1.3 mm (1/16")
- > Life time L80/B10: >50,000 h
- > Energy efficiency class: A+
- > Degree of protection: IP20
- > Mounting: Self-adhesive
- > Supplied with: 1 roll



Order reference:
Please order lead separately, see page 9.



Aluminum profile recommended from 9.6 W/m,
see pages 22–36.



- Cut LED strip light to length
(one contact side remains on the remainder piece; reusable)
- Connect LED strip lights
(two contact sides required)

C = section length
P = length of contact surface



5 12 V

Loox5 12 V driver see page 124

5 24 V

Loox5 24 V driver see page 125



Note

Loox lights and drivers are "Suitable for use within closet
storage spaces"

LED strip lights

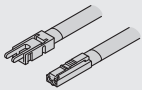
Monochrome, 5 mm (3/16")

Häfele Loox5 LED 2060/2061/3040/3041

Voltage	Quantity	Color temperature	Wattage	Luminous flux	Luminous efficacy	Color rendering index CRI		Weighted energy consumpt.	Section length C	Length of contact surface P	Max. strip length (visual)	Available length	
V	LEDs/m	K	W/m	lm/m	lm/W	R _a	R ₉	kWh/1000 h				5 m (196 7/8")	15 m (590 9/16")
5 12 V	LED 2060		*	*									
	120	2700	4.8	440	92	>90	>50	5.28	25 (1")	3 (1/8")	4.0 (157 1/2")	833.74.320	833.74.324
		3000	4.8	460	96	>90	>50	5.28	25 (1")	3 (1/8")	4.0 (157 1/2")	833.74.321	833.74.325
		4000	4.8	480	100	>90	>50	5.28	25 (1")	3 (1/8")	4.0 (157 1/2")	833.74.322	833.74.326
		5000	4.8	495	103	>90	>50	5.28	25 (1")	3 (1/8")	4.0 (157 1/2")	833.74.323	833.74.327
	LED 2061												
	120	2700	9.6	870	91	>90	>50	10.56	25 (1")	3 (1/8")	3.0 (118 1/8")	833.74.328	833.74.332
		3000	9.6	830	97	>90	>50	10.56	25 (1")	3 (1/8")	3.0 (118 1/8")	833.74.329	833.74.333
		4000	9.6	955	99	>90	>50	10.56	25 (1")	3 (1/8")	3.0 (118 1/8")	833.74.330	833.74.334
		5000	9.6	990	103	>90	>50	10.56	25 (1")	3 (1/8")	3.0 (118 1/8")	833.74.331	833.74.335
5 24 V	LED 3040												
	120	2700	4.8	440	92	>90	>50	5.28	50 (2")	3 (1/8")	8.0 (314 15/16")	833.76.300	833.76.304
		3000	4.8	460	96	>90	>50	5.28	50 (2")	3 (1/8")	8.0 (314 15/16")	833.76.301	833.76.305
		4000	4.8	480	100	>90	>50	5.28	50 (2")	3 (1/8")	8.0 (314 15/16")	833.76.302	833.76.306
		5000	4.8	495	103	>90	>50	5.28	50 (2")	3 (1/8")	8.0 (314 15/16")	833.76.303	833.76.307
	LED 3041												
	120	2700	9.6	870	91	>90	>50	10.56	50 (2")	3 (1/8")	5.5 (216 9/16")	833.76.308	833.76.312
		3000	9.6	930	97	>90	>50	10.56	50 (2")	3 (1/8")	5.5 (216 9/16")	833.76.309	833.76.313
		4000	9.6	955	99	>90	>50	10.56	50 (2")	3 (1/8")	5.5 (216 9/16")	833.76.310	833.76.314
		5000	9.6	990	103	>90	>50	10.56	50 (2")	3 (1/8")	5.5 (216 9/16")	833.76.311	833.76.315



Maximum visual strip length applies for an imperceptible drop in luminous flux of max. 30%.
Maximum wattage-dependent strip length on the driver, see pages 140–141.



> 3.5 A/20 AWG lead
for 5 mm (3/16") LED strip light

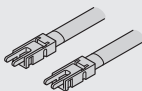
Voltage	Length	Item No.
5 12 V	100 (4")	833.93.740
	2000 (78 3/4")	833.95.705
5 24 V	100 (4")	833.93.741
	2000 (78 3/4")	833.95.711



> 3.5 A Clip connector
for 5 mm (3/16") LED strip light

> Supplied with: 10 pcs.

	Item No.
	833.89.207



> 3.5 A/20 AWG interconnecting lead
for 5 mm (3/16") LED strip light

Length	Item No.
50 (2")	833.89.194
500 (19 11/16")	833.89.195
2000 (78 3/4")	833.89.196



> 3.5 A Corner connector, 90° rigid,
left or right, for 5 mm (3/16") LED strip light

> Supplied with: 10 pcs.

	Item No.
	833.89.190

*See page 158 for conversion chart.

LED strip lights

Monochrome, 8 mm (5/16")



Häfele Loox5 LED 2062/2065/2068/3042/3045/3048



LED 2062



LED 2065/2068



LED 3042/3045/3048

Equipped with high-quality Samsung® LEDs

- > Dimmable: Yes
- > Material: Plastic
- > Color: White
- > Width: 8 mm (5/16")
- > Height: 1.3 mm (1/16")
- > Life time L80/B10: >50,000 h
- > Energy efficiency class: A+
- > Degree of protection: IP20
- > Mounting: Self-adhesive
- > Supplied with: 1 roll

Illuminance value in lx applies to 1 m (39 3/8") strip length:

2700 K	3000 K	4000 K	5000 K	120°	
1050 lx	1090 lx	1120 lx	1130 lx		250 mm (9 13/16")
435 lx	455 lx	460 lx	470 lx		500 mm (19 11/16")
240 lx	245 lx	260 lx	260 lx		750 mm (29 1/2")
145 lx	150 lx	155 lx	160 lx		1000 mm (39 3/8")

LED 2062/2065/3042

2700 K	3000 K	4000 K	5000 K	120°	
2145 lx	2250 lx	2300 lx	2300 lx		250 mm (9 13/16")
900 lx	940 lx	950 lx	955 lx		500 mm (19 11/16")
480 lx	505 lx	510 lx	515 lx		750 mm (29 1/2")
300 lx	310 lx	320 lx	320 lx		1000 mm (39 3/8")

LED 2068/3045

2700 K	3000 K	4000 K	5000 K	120°	
2870 lx	3000 lx	3100 lx	3100 lx		250 mm (9 13/16")
1210 lx	1270 lx	1310 lx	1320 lx		500 mm (19 11/16")
665 lx	695 lx	715 lx	715 lx		750 mm (29 1/2")
415 lx	430 lx	445 lx	450 lx		1000 mm (39 3/8")

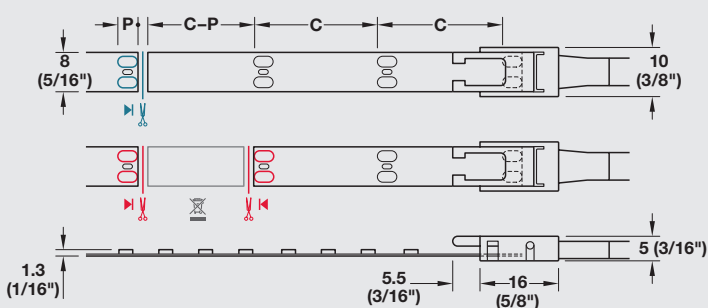
LED 3048



Order reference:
Please order lead separately, see page 11.



Aluminum profile recommended from 9.6 W/m,
see pages 22–36.



- Cut LED strip light to length
(one contact side remains on the remainder piece; reusable)
- Connect LED strip lights
(two contact sides required)

C = section length
P = length of contact surface



5 12 V Loox5 12 V driver see page 124



5 24 V Loox5 24 V driver see page 125



Note

Loox lights and drivers are "Suitable for use within closet storage spaces"

LED strip lights

Monochrome, 8 mm (5/16")

HÄFELE

ILLUMINATING



EXTENDING



SWITCHING



NETWORKING



DISTRIBUTING

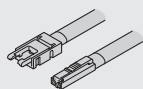


SUPPLYING



Häfele Loox5 LED 2062/2065/2068/3042/3045/3048

Voltage	Quantity	Color temperature	Wattage	Luminous flux	Luminous efficacy	Color rendering index CRI		Weighted energy consumpt.	Section length C	Length of contact surface P	Max. strip length (visual)	Available length	
						R _a	R ₉					5 m (196 7/8")	50 m (1968 1/2")
V	LEDs/m	K	W/m	lm/m	lm/W	R _a	R ₉	kWh/ 1000 h					
5 12V	LED 2062		*	*									
	60	2700	4.8	440	92	>90	>50	5.28	50 (2")	4 (3/16")	6.0 (236 1/4")	833.74.336	833.74.340
		3000	4.8	465	97	>90	>50	5.28	50 (2")	4 (3/16")	6.0 (236 1/4")	833.74.337	833.74.341
		4000	4.8	490	102	>90	>50	5.28	50 (2")	4 (3/16")	6.0 (236 1/4")	833.74.338	833.74.342
		5000	4.8	495	103	>90	>50	5.28	50 (2")	4 (3/16")	6.0 (236 1/4")	833.74.339	833.74.343
	LED 2065												
	120	2700	4.8	440	92	>90	>50	5.28	25 (1")	4 (3/16")	6.0 (236 1/4")	833.74.354	833.74.358
		3000	4.8	465	97	>90	>50	5.28	25 (1")	4 (3/16")	6.0 (236 1/4")	833.74.355	833.74.359
		4000	4.8	490	102	>90	>50	5.28	25 (1")	4 (3/16")	6.0 (236 1/4")	833.74.356	833.74.360
		5000	4.8	495	103	>90	>50	5.28	25 (1")	4 (3/16")	6.0 (236 1/4")	833.74.357	833.74.361
	LED 2068												
	120	2700	9.6	920	96	>90	>50	10.56	25 (1")	4 (3/16")	4.0 (157 1/2")	833.74.362	833.74.366
		3000	9.6	970	101	>90	>50	10.56	25 (1")	4 (3/16")	4.0 (157 1/2")	833.74.363	833.74.367
		4000	9.6	1000	104	>90	>50	10.56	25 (1")	4 (3/16")	4.0 (157 1/2")	833.74.364	833.74.368
		5000	9.6	1040	108	>90	>50	10.56	25 (1")	4 (3/16")	4.0 (157 1/2")	833.74.365	833.74.369
5 24V	LED 3042												
	120	2700	4.8	440	92	>90	>50	5.28	50 (2")	4 (3/16")	12.0 (472 7/16")	833.76.316	833.76.320
		3000	4.8	465	97	>90	>50	5.28	50 (2")	4 (3/16")	12.0 (472 7/16")	833.76.317	833.76.321
		4000	4.8	490	102	>90	>50	5.28	50 (2")	4 (3/16")	12.0 (472 7/16")	833.76.318	833.76.322
		5000	4.8	495	103	>90	>50	5.28	50 (2")	4 (3/16")	12.0 (472 7/16")	833.76.319	833.76.323
	LED 3045												
	120	2700	9.6	920	96	>90	>50	10.56	50 (2")	4 (3/16")	8.0 (314 15/16")	833.76.334	833.76.338
		3000	9.6	970	101	>90	>50	10.56	50 (2")	4 (3/16")	8.0 (314 15/16")	833.76.335	833.76.339
		4000	9.6	1000	104	>90	>50	10.56	50 (2")	4 (3/16")	8.0 (314 15/16")	833.76.336	833.76.340
		5000	9.6	1040	108	>90	>50	10.56	50 (2")	4 (3/16")	8.0 (314 15/16")	833.76.337	833.76.341
	LED 3048												
	120	2700	14.4	1270	88	>90	>50	15.84	50 (2")	4 (3/16")	6.2 (244 1/8")	833.76.352	833.76.356
		3000	14.4	1305	91	>90	>50	15.84	50 (2")	4 (3/16")	6.2 (244 1/8")	833.76.353	833.76.357
		4000	14.4	1340	93	>90	>50	15.84	50 (2")	4 (3/16")	6.2 (244 1/8")	833.76.354	833.76.358
		5000	14.4	1430	99	>90	>50	15.84	50 (2")	4 (3/16")	6.2 (244 1/8")	833.76.355	833.76.359



> 5 A/18 AWG lead
for 8 mm (5/16") LED strip light

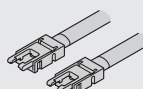
Voltage	Length	Item No.
5 12 V	100 (4")	833.93.736
	500 (19 11/16")	833.95.701
	2000 (78 3/4")	833.95.700
5 24 V	100 (4")	833.75.743
	500 (19 11/16")	833.95.707
	2000 (78 3/4")	833.95.706



> 5 A Clip connector
for 8 mm (5/16") LED strip light

> Supplied with: 10 pcs.

Item No.
833.89.206



> 5 A/18 AWG interconnecting lead
for 8 mm (5/16") LED strip light

Length	Item No.
50 (2")	833.89.191
500 (19 11/16")	833.89.192
2000 (78 3/4")	833.89.193



> 5 A Corner connector, 90° rigid,
left or right, for 8 mm (5/16") LED strip light

> Supplied with: 10 pcs.

Item No.
833.89.187

Dimensional data not binding. Dimensions in mm, inches are approximate. We reserve the right to alter specifications without notice.

*See page 158 for conversion chart.

Illuminating / 11

LX5

LED strip lights

Monochrome, constant current, 8 mm (5/16")



Häfele Loox5 LED 2077/3050/3051/3052



LED 2077



LED 3050/3051/3052

Illuminance value in lx applies to 1 m (39 3/8") strip length:

2700 K	3000 K	4000 K	5000 K	120°		
1775 lx	1850 lx	1950 lx	1950 lx		250 mm	(9 13/16")
760 lx	790 lx	830 lx	830 lx		500 mm	(19 11/16")
425 lx	440 lx	465 lx	465 lx		750 mm	(29 1/2")
265 lx	270 lx	285 lx	285 lx		1000 mm	(39 3/8")

LED 2077

2700 K	3000 K	4000 K	5000 K	120°		
2050 lx	2150 lx	2205 lx	2340 lx		250 mm	(9 13/16")
890 lx	930 lx	990 lx	1010 lx		500 mm	(19 11/16")
490 lx	520 lx	545 lx	550 lx		750 mm	(29 1/2")
305 lx	325 lx	335 lx	340 lx		1000 mm	(39 3/8")

LED 3050

2700 K	3000 K	4000 K	5000 K	120°		
3150 lx	3170 lx	3190 lx	3200 lx		250 mm	(9 13/16")
1365 lx	1385 lx	1390 lx	1400 lx		500 mm	(19 11/16")
760 lx	770 lx	770 lx	770 lx		750 mm	(29 1/2")
470 lx	480 lx	480 lx	480 lx		1000 mm	(39 3/8")

LED 3051

2700 K	3000 K	4000 K	5000 K	120°		
4070 lx	4160 lx	4220 lx	4260 lx		250 mm	(9 13/16")
1750 lx	1780 lx	1800 lx	1840 lx		500 mm	(19 11/16")
970 lx	990 lx	1000 lx	1020 lx		750 mm	(29 1/2")
600 lx	620 lx	625 lx	630 lx		1000 mm	(39 3/8")

LED 3052

Constant current technology

- > Achieves uniform brightness over the entire strip light length
- > Increased life time, higher visual strip length, higher luminous efficacy
- > **Equipped with high-quality Samsung® LEDs**

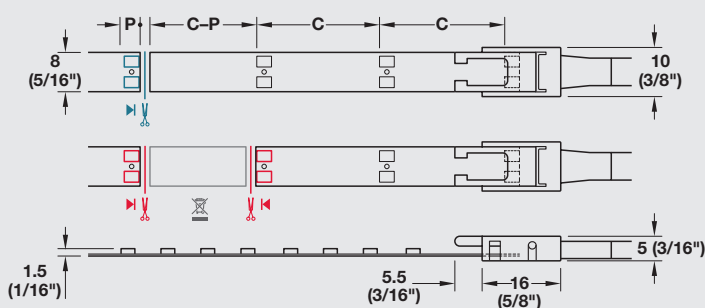
- > Dimmable: Yes
- > Material: Plastic
- > Color: White
- > Width: 8 mm (5/16")
- > Height: 1.5 mm (1/16")
- > Life time L80/B10: >70,000 h
- > Energy efficiency class: A+
- > Degree of protection: IP20
- > Mounting: Self-adhesive
- > Supplied with: 1 roll



Order reference:
Please order lead separately, see page 13.



Aluminum profile recommended from 9.6 W/m, see pages 22–36.



- Cut LED strip light to length
(one contact side remains on the remainder piece; reusable)
- Connect LED strip lights
(two contact sides required)

C = section length
P = length of contact surface



5 12 V Loox5 12 V driver see page 124



5 24 V Loox5 24 V driver see page 125



Note
Loox lights and drivers are "Suitable for use within closet storage spaces"

LED strip lights

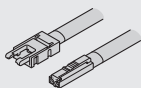
Monochrome, constant current, 8 mm (5/16")

Häfele Loox5 LED 2077/3050/3051/3052

Voltage	Quantity	Color temperature	Wattage	Luminous flux	Luminous efficacy	Color rendering index CRI		Weighted energy consumpt.	Section length C	Length of contact surface P	Max. strip length (visual)	Available length	
V	LEDs/m	K	W/m	lm/m	lm/W	R _a	R ₉	kWh/ 1000 h				5 m (196 7/8")	50 m (1968 1/2")
5 12 V	LED 2077		*	*									
	120	2700	9.6	810	84	>90	>50	10.56	25 (1")	4 (3/16")	6.2 (244 1/8")	833.74.372	833.74.376
		3000	9.6	860	90	>90	>50	10.56	25 (1")	4 (3/16")	6.2 (244 1/8")	833.74.373	833.74.377
		4000	9.6	900	94	>90	>50	10.56	25 (1")	4 (3/16")	6.2 (244 1/8")	833.74.374	833.74.378
		5000	9.6	905	94	>90	>50	10.56	25 (1")	4 (3/16")	6.2 (244 1/8")	833.74.375	833.74.379
5 24 V	LED 3050												
	140	2700	9.6	945	98	>90	>50	10.56	50 (2")	3 (1/8")	9.0 (354 5/16")	833.76.362	833.76.366
		3000	9.6	1030	107	>90	>50	10.56	50 (2")	3 (1/8")	9.0 (354 5/16")	833.76.363	833.76.367
		4000	9.6	1060	110	>90	>50	10.56	50 (2")	3 (1/8")	9.0 (354 5/16")	833.76.364	833.76.368
		5000	9.6	1080	113	>90	>50	10.56	50 (2")	3 (1/8")	9.0 (354 5/16")	833.76.365	833.76.369
	LED 3051												
	140	2700	14.4	1430	99	>90	>50	15.84	50 (2")	3 (1/8")	6.2 (244 1/8")	833.76.370	833.76.374
		3000	14.4	1520	106	>90	>50	15.84	50 (2")	3 (1/8")	6.2 (244 1/8")	833.76.371	833.76.375
		4000	14.4	1605	111	>90	>50	15.84	50 (2")	3 (1/8")	6.2 (244 1/8")	833.76.372	833.76.376
		5000	14.4	1650	115	>90	>50	15.84	50 (2")	3 (1/8")	6.2 (244 1/8")	833.76.373	833.76.377
	LED 3052												
	140	2700	19.2	1850	96	>90	>50	21.12	50 (2")	3 (1/8")	4.6 (181 1/8")	833.76.378	833.76.382
		3000	19.2	2015	105	>90	>50	21.12	50 (2")	3 (1/8")	4.6 (181 1/8")	833.76.379	833.76.383
		4000	19.2	2050	107	>90	>50	21.12	50 (2")	3 (1/8")	4.6 (181 1/8")	833.76.380	833.76.384
		5000	19.2	2100	109	>90	>50	21.12	50 (2")	3 (1/8")	4.6 (181 1/8")	833.76.381	833.76.385

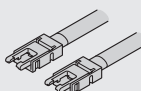


The maximum visual strip length for Loox5 constant current strips is the length without drop in luminous flux. Maximum wattage-dependent strip length on the driver, see pages 142–143.



> 5 A/18 AWG lead
for 8 mm (5/16") LED strip light

Voltage	Length	Item No.
5 12 V	100 (4")	833.93.736
	500 (19 11/16")	833.95.701
	2000 (78 3/4")	833.95.700
5 24 V	100 (4")	833.75.743
	500 (19 11/16")	833.95.707
	2000 (78 3/4")	833.95.706



> 5 A/18 AWG interconnecting lead
for 8 mm (5/16") LED strip light

Length	Item No.
50 (2")	833.89.191
500 (19 11/16")	833.89.192
2000 (78 3/4")	833.89.193



> 5 A Clip connector
for 8 mm (5/16") LED strip light

> Supplied with: 10 pcs.

Item No.
833.89.206



> 5 A Corner connector, 90° rigid,
left or right, for 8 mm (5/16") LED strip light

> Supplied with: 10 pcs.

Item No.
833.89.187

*See page 158 for conversion chart.

LED silicone strip lights

Monochrome, 8 mm (5/16")



Häfele Loox5 LED 2063/3043/3046



LED 2063



LED 3043/3046

Equipped with high-quality Samsung® LEDs

- > Dimmable: Yes
- > Material: Plastic
- > Color: White
- > Width: Strip: 8 mm (5/16")
Silicone sleeve: 10 mm (3/8")
- > Height: Strip: 1.3 mm (1/16")
Silicone sleeve: 4.8 mm (3/16")
- > Life time L80/B10: >50,000 h
- > Energy efficiency class: A+
- > Degree of protection: IP44 / IP20 optional
- > Mounting: Self-adhesive
- > Supplied with: 1 roll

Illuminance value in lx applies to 1 m (39 3/8") strip length:

2700 K	3000 K	4000 K	5000 K	120°	
920 lx	960 lx	975 lx	1010 lx		250 mm (9 13/16")
390 lx	410 lx	415 lx	425 lx		500 mm (19 11/16")
215 lx	225 lx	230 lx	235 lx		750 mm (29 1/2")
135 lx	140 lx	145 lx	145 lx		1000 mm (39 3/8")

LED 2063 /3043

2700 K	3000 K	4000 K	5000 K	120°	
1855 lx	1895 lx	1960 lx	2020 lx		250 mm (9 13/16")
790 lx	805 lx	840 lx	860 lx		500 mm (19 11/16")
435 lx	445 lx	465 lx	475 lx		750 mm (29 1/2")
270 lx	275 lx	290 lx	295 lx		1000 mm (39 3/8")

LED 3046



Note

Loox lights and drivers are "Suitable for use within closet storage spaces"



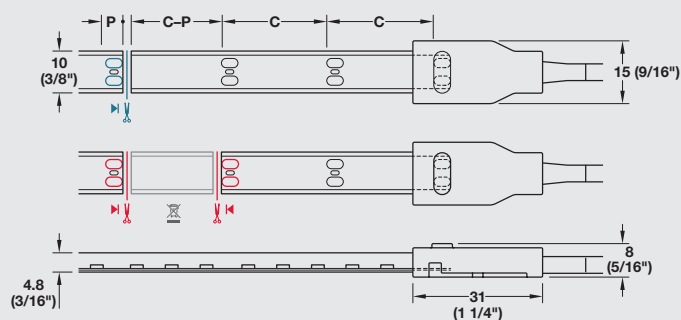
Minimal color deviations due to silicone sleeve:

Color temperature of the LED	Color deviation
2700 K	-30 K
3000 K	-40 K
4000 K	-50 K
5000 K	-80 K



Order reference:

Please order lead separately, see page 15.



- Cut LED strip light to length
(one contact side remains on the remainder piece; reusable)
- Connect LED strip lights
(two contact sides required)

C = section length
P = length of contact surface



Note

Dimensions apply to 3060, 3061 on page 17.



5 12 V

Loox5 12 V driver see page 124

5 24 V

Loox5 24 V driver see page 125

LED silicone strip lights

Monochrome, 8 mm (5/16")

Häfele Loox5 LED 2063/3043/3046

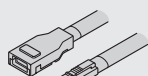
Voltage	Quantity	Color temperature	Wattage	Luminous flux	Luminous efficacy	Color rendering index CRI		Weighted energy consumpt.	Section length C	Length of contact surface P	Max. strip length (visual)	Available length	
V	LEDs/m	K	W/m	lm/m	lm/W	R _a	R ₉	kWh/1000 h				5 m (196 7/8")	15 m (590 9/16")
5 12 V	LED 2063		*	*									
	60	2700	4.8	415	86	>90	>50	5.28	50 (2")	4 (3/16")	6.0 (236 1/4")	833.74.344	833.74.348
		3000	4.8	440	92	>90	>50	5.28	50 (2")	4 (3/16")	6.0 (236 1/4")	833.74.345	833.74.349
		4000	4.8	455	95	>90	>50	5.28	50 (2")	4 (3/16")	6.0 (236 1/4")	833.74.346	833.74.350
		5000	4.8	460	96	>90	>50	5.28	50 (2")	4 (3/16")	6.0 (236 1/4")	833.74.347	833.74.351
5 24 V	LED 3043												
	120	2700	4.8	415	86	>90	>50	5.28	50 (2")	4 (3/16")	12.0 (472 7/16")	833.76.324	833.76.328
		3000	4.8	440	92	>90	>50	5.28	50 (2")	4 (3/16")	12.0 (472 7/16")	833.76.325	833.76.329
		4000	4.8	455	95	>90	>50	5.28	50 (2")	4 (3/16")	12.0 (472 7/16")	833.76.326	833.76.330
		5000	4.8	460	96	>90	>50	5.28	50 (2")	4 (3/16")	12.0 (472 7/16")	833.76.327	833.76.331
	LED 3046												
	120	2700	9.6	820	85	>90	>50	10.56	50 (2")	4 (3/16")	8.0 (314 15/16")	833.76.342	833.76.346
		3000	9.6	870	91	>90	>50	10.56	50 (2")	4 (3/16")	8.0 (314 15/16")	833.76.343	833.76.347
		4000	9.6	900	94	>90	>50	10.56	50 (2")	4 (3/16")	8.0 (314 15/16")	833.76.344	833.76.348
		5000	9.6	930	97	>90	>50	10.56	50 (2")	4 (3/16")	8.0 (314 15/16")	833.76.345	833.76.349



Maximum visual strip length applies for an imperceptible drop in luminous flux of max. 30%.
Maximum wattage-dependent strip length on the driver, see pages 140–143.

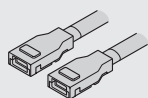


Degree of protection IP44



> 5 A/18 AWG lead
for 8 mm (5/16") LED silicone strip light

Voltage	Length	Item No.
5 12 V	2000 (78 3/4")	833.95.703
5 24 V	2000 (78 3/4")	833.95.709



> 5 A/18 AWG interconnecting lead
for 8 mm (5/16") LED silicone strip light

Length	Item No.
50 (2")	833.89.203
500 (19 11/16")	833.89.204
2000 (78 3/4")	833.89.205



> End cap set with adhesive
for 8 mm (5/16") LED silicone strip light
> For sealing the shortened silicone sleeve;
achieves degree of protection IP44

Item No.
833.89.184

Supplied with

5 pcs. with 5 ml adhesive



> Silicone stripping tool

Item No.
006.13.485

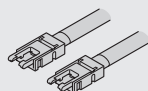
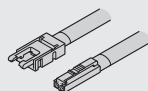
Note

Please order separately



Degree of protection IP20

If necessary, you can realize an IP20 version using leads, interconnecting leads and clip connectors for 8 mm (5/16") monochrome LED strip lights, see accessories page 11.



*See page 158 for conversion chart.

LED strip lights

Multi-white, 8 mm (5/16")



Häfele Loox5 LED 2064/2070/3044/3047/3049 / 3060 / 3061



LED 2064



LED 2070



LED 3044/3047/3049

Illuminance value in lx applies to 1000 mm (39 3/8") strip length:

2700 K	5000 K	120°		
1025 lx	1075 lx		250 mm	(9 13/16")
425 lx	445 lx		500 mm	(19 11/16")
230 lx	245 lx		750 mm	(29 1/2")
145 lx	150 lx		1000 mm	(39 3/8")

LED 2064/3044 / 3060 silicone

2700 K	5000 K	120°		
1865 lx	2045 lx		250 mm	(9 13/16")
785 lx	865 lx		500 mm	(19 11/16")
430 lx	475 lx		750 mm	(29 1/2")
270 lx	295 lx		1000 mm	(39 3/8")

LED 2070/3047 / 3061 silicone

2700 K	5000 K	120°		
2780 lx	2800 lx		250 mm	(9 13/16")
1180 lx	1200 lx		500 mm	(19 11/16")
650 lx	660 lx		750 mm	(29 1/2")
405 lx	415 lx		1000 mm	(39 3/8")

LED 3049



Note

Loox lights and drivers are "Suitable for use within closet storage spaces"

Optimized light mixture

- > Cool white and warm white LEDs in the smallest of spaces
- > Optimal light mixture without flickering

> Dimmable:	Yes
> Material:	Plastic
> Color:	White
> Width:	8 mm (5/16")
> Height:	1.3 mm (1/16")
> Life time L80/B10:	>50,000 h
> Energy efficiency class:	A+
> Degree of protection:	IP20
> Mounting:	Self-adhesive
> Supplied with:	1 roll

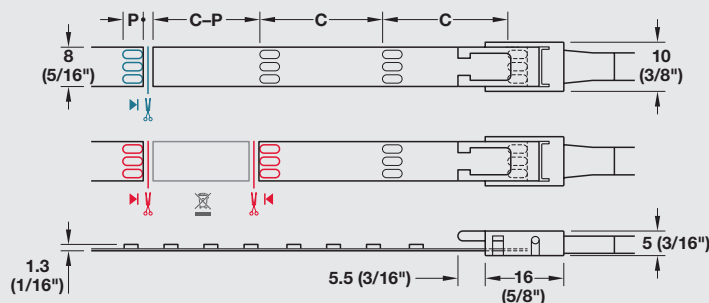


Order reference:

Please order lead separately, see page 17.



Aluminum profile recommended from 9.6 W/m, see pages 22–36.



- Cut LED strip light to length
(one contact side remains on the remainder piece; reusable)
- Connect LED strip lights
(two contact sides required)

C = section length

P = length of contact surface



Note

Refer to page 14 for dimensions and drawing details related to LED 3060 and LED 3061



5 12V

Loox5 12 V driver see page 124

5 24V

Loox5 24 V driver see page 125



Color control only via 6-way distributor Häfele Connect Mesh with multi-white adapter and remote control or smartphone. Please order separately, see Networking, page 95.

LED strip lights

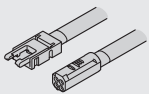
Multi-white, 8 mm (5/16")

Häfele Loox5 LED 2064 / 2070 / 3044 / 3047 / 3049 / 3060 / 3061

Voltage	Quantity	Color temperature	Wattage	Luminous flux	Luminous efficacy	Color rendering index CRI		Weighted energy consumpt.	Section length C	Length of contact surface P	Max. strip length (visual)	Available length		
V	LEDs/m	K	W/m	lm/m	lm/W	R _a	R ₉	kWh/1000 h				5 m (196 7/8")	15 m (590 9/16")	50 m (1968 1/2")
5 12 V	LED 2064		*	*										
	2 x 60	2700 5000	4.8	425 465	89 97	>90	>50	5.28	50 (2")	4 (3/16")	4.5 (177 3/16")	833.74.352	-	833.74.353
	LED 2070													
	2 x 120	2700 5000	9.6	825 930	86 97	>90	>50	10.56	25 (1")	3.5 (1/8")	3.5 (137 13/16")	833.74.370	-	833.74.371
5 24 V	LED 3044													
	2 x 120	2700 5000	4.8	425 465	89 97	>90	>50	5.28	50 (2")	3.5 (1/8")	8.5 (334 5/8")	833.76.332	-	833.76.333
	LED 3047													
	2 x 120	2700 5000	9.6	825 930	86 97	>90	>50	10.56	50 (2")	3.5 (1/8")	6.5 (255 7/8")	833.76.350	-	833.76.351
	LED 3049													
	2 x 120	2700 5000	14.4	1230 1370	85 95	>90	>50	15.84	50 (2")	3.5 (1/8")	5.0 (196 7/8")	833.76.360	-	833.76.361
LED 3060 Silicone														
2 x 120	2700 5000	4.8	425 465	89 97	>90	>50	5.28	50 (2")	3.5 (1/8")	8.5 (334 5/8")	833.76.387	833.76.388	-	
LED 3061 Silicone														
2 x 120	2700 5000	9.6	825 930	86 97	>90	>50	10.56	50 (2")	3.5 (1/8")	6.5 (255 7/8")	833.76.389	833.76.390	-	



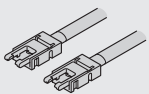
Maximum visual strip length applies for an imperceptible drop in luminous flux of max. 30%.
Maximum wattage-dependent strip length on the driver, see pages 144–145.



> 3.5 A/20 AWG lead,
for 8 mm (5/16") multi-white LED strip light

> For silicone multi-white strip lights, use
833.95.708 or 833.93.743

Voltage	Length	Item No.
5 12 V	100 (4")	833.93.742
	2000 (78 3/4")	833.95.702
5 24 V	100 (4")	833.93.743
	2000 (78 3/4")	833.95.708



> 3.5 A/20 AWG interconnecting lead,
for 8 mm (5/16") multi-white LED strip light

Length	Item No.
50 (2")	833.89.197
500 (19 11/16")	833.89.198
2000 (78 3/4")	833.89.199



> 3.5 A Clip connector,
for 8 mm (5/16") multi-white LED strip light

> Supplied with: 10 pcs.

Item No.
833.89.208



> 3.5 A Corner connector, 90° rigid,
left or right, for 8 mm (5/16") multi-white
LED strip light

> Supplied with: 10 pcs.

Item No.
833.89.188

*See page 158 for conversion chart.

LED strip lights

RGB, 10 mm (3/8")



Häfele Loox5 LED 2080/3080



LED 2080/3080

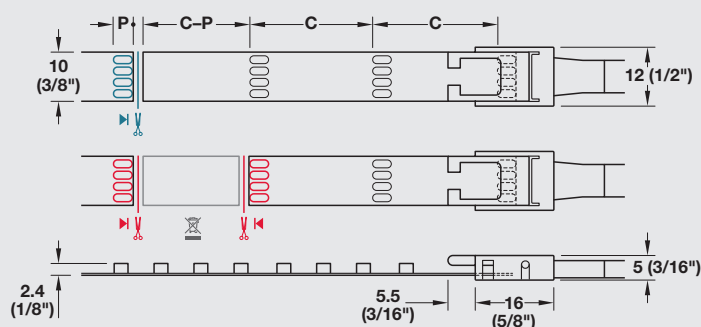
- > Dimmable: Yes
- > Material: Plastic
- > Color: White
- > Width: 10 mm (3/8")
- > Height: 2.4 mm (1/8")
- > Energy efficiency class: A+
- > Degree of protection: IP20
- > Mounting: Self-adhesive
- > Supplied with: 1 roll



Order reference:
Please order lead separately, see page 19



Aluminum profile recommended from 9.6 W/m, see page 22.



- Cut LED strip light to length
(one contact side remains on the remainder piece; reusable)
- Connect LED strip lights
(two contact sides required)

C = section length
P = length of contact surface



5 12 V

Loox5 12 V driver see page 124

5 24 V

Loox5 24 V driver see page 125



Color control only via 6-way distributor Häfele Connect Mesh with RGB adapter and remote control or smartphone. Please order separately, see Networking, page 95.



Note

Loox lights and drivers are "Suitable for use within closet storage spaces"

LED strip lights

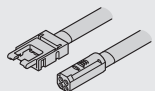
RGB, 10 mm (3/8")

Häfele Loox5 LED 2080/3080

Voltage	Number of	Color temperature	Wattage	Luminous flux	Luminous efficacy	Weighted energy consumpt.	Section length C	Length of contact surface P	Max. strip length (visual)	Delivery length
V	LEDs/m	K	W/m	lm/m	lm/W	kWh/1000 h				5 m (196 7/8")
5¹² V	LED 2080		*	*						
	120	RGB	9.6	530	51	10.78	25 (1")	3.8 (1/8")	3.0 (118 1/8")	833.74.380
5²⁴ V	LED 3080									
	120	RGB	9.6	530	51	10.78	50 (2")	3.8 (1/8")	6.5 (255 7/8")	833.76.386

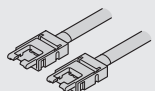


Maximum visual strip length applies for an imperceptible drop in luminous flux of max. 30%.
Maximum wattage-dependent strip length on the driver, see pages 144–145.



> 3.5 A/20 AWG lead,
for 10 mm (3/8") LED RGB strip light

Voltage	Length	Item No.
5¹² V	100 (4")	833.93.713
	2000 (78 3/4")	833.95.704
5²⁴ V	100 (4")	833.75.749
	2000 (78 3/4")	833.95.710



> 3.5 A/20 AWG interconnecting lead,
for 10 mm (3/8") LED RGB strip light

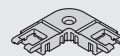
Length	Item No.
50 (2")	833.89.200
500 (19 11/16")	833.89.201
2000 (78 3/4")	833.89.202



> 3.5 A Clip connector,
for 10 mm (3/8") LED RGB strip light

> Supplied with: 10 pcs.

Item No.
833.89.209



> 3.5 A Corner connector, 90° rigid,
left or right, for 10 mm (3/8") LED RGB strip light

> Supplied with: 10 pcs.

Item No.
833.89.189


*See page 158 for conversion chart.

LED Strip lights

SINGLE COLOR FLEXIBLE STRIP LIGHT, 8 mm (5/16")



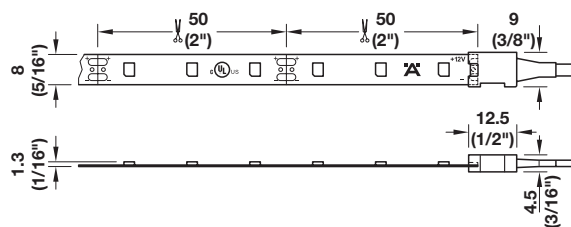
Häfele Loox5 LED 2042



IP20



LED 2042



1700 lx	1700 lx	1700 lx	250 mm (9 13/16")
525 lx	525 lx	525 lx	500 mm (19 11/16")
165 lx	165 lx	165 lx	750 mm (29 1/2")
95 lx	95 lx	95 lx	1000 mm (39 3/8")

- > Material: Plastic
- > Color: White
- > Dimmable: Yes
- > Width: 8 mm (5/16")
- > Height: 1.3 mm (1/16")
- > Life time: 20,000 h
- > Energy efficiency class: A+
- > Degree of protection: IP20
- > Max. watts/lead: 42 W
- > Mounting: Self-adhesive with aluminum profile or cooling strip

! Order reference
Consider the width of clip connector when choosing an aluminum profile (see drawing).

➔ Aluminum profile recommended from 9.6 W/m, see pages 22–36.



5 12 V

Loox5 12 V driver see page 124



Note

The values above apply to a strip light length of 0.5 m (19 11/16").
Loox lights and drivers are "Suitable for use within closet storage spaces"

LED Strip Lights

SINGLE COLOR FLEXIBLE STRIP LIGHT, 8 mm (5/16")

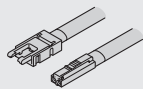
Häfele Loox5 LED 2042

Voltage	Quantity	Color temperature	Wattage	Weighted energy consumpt.	Section length	Available length	Item No.
V	LEDs/m		W/m	kWh/1000 h			
5 12 V	60	LED 2042	*				
		blue	4.8	5.28	50 (2")	15 m (590 9/16")	833.74.190
		red	4.8	5.28	50 (2")	15 m (590 9/16")	833.74.191
		purple	4.8	5.28	50 (2")	15 m (590 9/16")	833.74.192
		green	4.8	5.28	50 (2")	15 m (590 9/16")	833.74.193
		orange	4.8	5.28	50 (2")	15 m (590 9/16")	833.74.194
		yellow	4.8	5.28	50 (2")	15 m (590 9/16")	833.74.195



Note

Loox lights and drivers are "Suitable for use within closet storage spaces"



> 5 A/18 AWG lead
for 8 mm (5/16") LED strip light

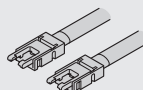
Voltage	Length	Item No.
5 12 V	100 (4")	833.93.736
	500 (19 11/16")	833.95.701
	2000 (78 3/4")	833.95.700



> 5 A Clip connector
for 8 mm (5/16") LED strip light

> Supplied with: 10 pcs.

Item No.
833.89.206



> 5 A/18 AWG interconnecting lead
for 8 mm (5/16") LED strip light

Length	Item No.
50 (2")	833.89.191
500 (19 11/16")	833.89.192
2000 (78 3/4")	833.89.193



> 5 A Corner connector, 90° rigid,
left or right, for 8 mm (5/16") LED strip light

> Supplied with: 10 pcs.

Item No.
833.89.187

*See page 158 for conversion chart.

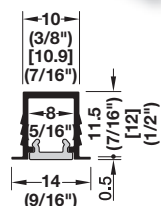

Profiles for recess mounting

Aluminum

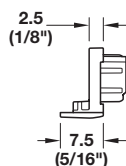
Häfele Loox5 profile 1104/1103



Profile 1104



End caps



- > Material: Profile: Aluminum
Diffuser: Plastic
- > Finish/Color: Profile: Anodized; Diffuser: White opal, transmittance 70–80%
- > Length: 2500 mm (98 7/16")
- > Diffuser width: Profile 1104: 8 mm (5/16")
Profile 1103: 11 mm (7/16")
- > Supplied with: 1 profile
1 diffuser

Finish	1104	1103
Black	833.94.103	833.94.101
Silver colored	833.94.102	833.94.100



Note

Profile 1104 is usable for LED strip lights up to max. 5 mm (3/16") width.

Routing dimensions are for reference only. Furniture construction may affect dimensions.



End caps for Häfele Loox5 profile 1104/1103

- > Material: Plastic
- > Version: With cable outlet
- > Supplied with: 10 pcs.

Color	1104	1103
Black	833.95.769	833.95.767
Silver colored	833.95.768	833.95.766



Diffusers

The diffuser creates a uniform light.

The LED points are invisible from 120 LEDs/m.

If required, please order alternative diffusers in black or transparent separately.



Diffusers see page 40

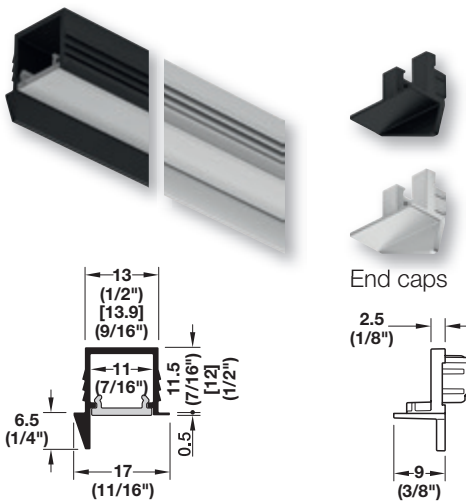
Profiles for recess mounting

Aluminum

Häfele Loox5 profile 1105 - asymmetric light distribution



Profile 1105



[Routing dimensions]

Anti-glare shield

Asymmetric light distribution allows for a glare-free light source.

- > Material: Profile: Aluminum
Diffuser: Plastic
- > Finish/Color: Profile: Anodized; Diffuser: White opal, transmittance 70–80%
- > Length: 2500 mm (98 7/16")
- > Diffuser width: 11 mm (7/16")
- > Supplied with: 1 profile
1 diffuser

Finish	Item No.
Black	833.94.105
Silver colored	833.94.104

+ End caps for Häfele Loox5 profile 1105

- > Material: Plastic
- > Version: With cable outlet
- > Supplied with: 10 pcs.

Color	Item No.
Black	833.95.771
Silver colored	833.95.770



Diffusers

The diffuser creates a uniform light.
The LED points are invisible from 120 LEDs/m.
If required, please order alternative diffusers in black or transparent separately.



Diffusers see page 40




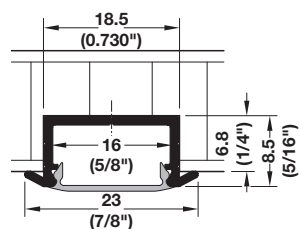
Note

Routing dimensions are for reference only. Furniture construction may affect dimensions.


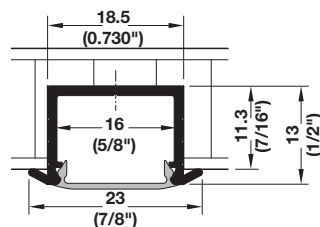
Profiles for recess mounting

Aluminum

Häfele Loox profile - for recess mounting



End cap



End cap

- > Material: Aluminum
- > Finish: Silver colored anodized
- > L x W: 2500 x 18 mm (98 7/16" x 11/16")
- > Height: 8.5 mm (5/16")
- > Supplied with: 1 profile, 1 diffuser

Cover	Item No.
Milk	833.72.864
Frosted	833.72.865



LED points are always visible when this profile is used



End cap with cable outlet for 833.72.864 and 833.72.865

- > Material/Finish: Plastic, silver colored
- > Supplied with: 2 pcs.

Item No.
833.72.855



Switch for aluminum profiles 16 mm (5/8") see page 88.
Diffusers see page 40

- > Material: Aluminum
- > Finish: Silver colored anodized
- > L x W: 2500 x 18 mm (98 7/16" x 11/16")
- > Height: 13 mm (1/2")
- > Supplied with: 1 profile, 1 diffuser

Cover	Item No.
Milk	833.72.866
Frosted	833.72.867



End cap with cable outlet for 833.72.866 and 833.72.867

- > Material/Finish: Plastic, silver colored
- > Supplied with: 2 pcs.

Item No.
833.72.854



Switches for aluminum profiles 16 mm (5/8") see page 88.
Diffusers see page 40

Profiles for recess mounting

Aluminum

ILLUMINATING

EXTENDING

SWITCHING

NETWORKING

DISTRIBUTING


SUPPLYING



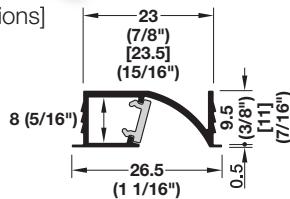
Häfele Loox5 profile 1107/1106 - asymmetric light distribution




Profile 1107




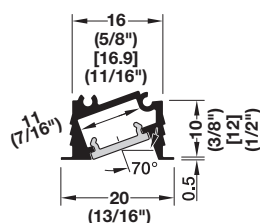
[Routing dimensions]



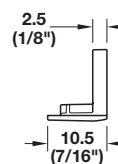
Profile 1106



[Routing dimensions]



End caps



Note

Routing dimensions are for reference only. Furniture construction may affect dimensions.

- > Material: Profile: Aluminum
Diffuser: Plastic
- > Finish/Color: Profile: Anodized; Diffuser: White opal, transmittance 70–80%
- > Length: 2500 mm (98 7/16")
- > Diffuser width: Profile 1107: 8 mm (5/16")
Profile 1106: 11 mm (7/16")
- > Supplied with: 1 profile, 1 diffuser

Finish	Profile 1107	Profile 1106
Black	833.94.109	833.94.107
Silver colored	833.94.108	833.94.106



Profile 1106 is usable for LED strip lights up to max. 5 mm (3/16") width with clip.

Profile 1107 is usable for LED strip lights up to max. 5 mm (3/16") width.

Glare-free light, ideal for vertical installation in wardrobes.



End caps for Häfele Loox5 profile 1106

- > Material: Plastic
- > Version: With cable outlet
- > Mounting: For screw fixing
- > Supplied with: 10 pcs. with screws

Color	Item No.
Black	833.95.773
Silver colored	833.95.772



Diffusers

The diffuser creates a uniform light.

If required, please order alternative diffusers in black (for 1107 only) or transparent separately.



Diffusers see page 40

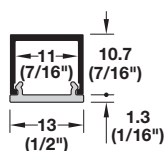

Profiles for surface mounting

Aluminum

Häfele Loox5 profile 2101 / 2102



Profile 2101

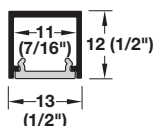



Surface mounted
diffuser

- > Material: Profile: Aluminum
Diffuser: Plastic
- > Finish/Color: Profile: Anodized; Diffuser: White opal, transmittance 70–80%
- > Length: 2500 mm (98 7/16")
- > Diffuser width: Profile 2101: 13 mm (1/2")
Profile 2102: 11 mm (7/16")
- > Supplied with: 1 profile
1 diffuser

Finish	2101	2102
Black	833.94.111	833.94.114
Brushed stainless steel colored	833.94.112	833.94.115
Silver colored	833.94.110	833.94.113

Profile 2102



Flush recess mounted
diffuser



Diffusers

The diffuser creates a uniform light.
The LED points are invisible from 120 LEDs/m.
If required, please order alternative diffusers in black or transparent (only for 2102) separately.



Diffusers see page 40

Profiles for surface mounting

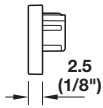
Aluminum

Häfele Loox5 profile 2101/2102

Profile 2101



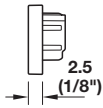
End caps



Profile 2102



End caps




End caps for Häfele Loox5 profile 2101/2102

- > Material: Plastic
- > Version: With drill mark for cable outlet
- > Supplied with: 10 pcs.

Color	End cap 2101	End cap 2102
Black	833.95.775	833.95.778
Brushed stainless steel colored	833.95.776	833.95.779
Silver colored	833.95.774	833.95.777

Adhesive tape - for profile 2101/2102



- > Area of application: For fixing aluminum on wood, metal, or plastic
- > Version: Double-sided, high instant adhesion, high temperature resistance
- > Length: 33 m (108' 3 3/16")
- > Width: 10 mm (3/8")
- > Thickness: 0.6 mm (1/32")


Item No.
833.89.266



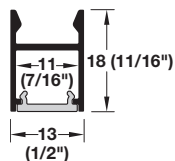
Profiles for surface mounting

Aluminum

Häfele Loox5 profile 2103/2104 - with concealed fixing



Profile 2103



- > Material: Profile: Aluminum
Diffuser: Plastic
- > Finish/Color: Profile: Anodized; Diffuser: White opal, transmittance 70–80%
- > Length: 2500 mm (98 7/16")
- > Diffuser width: 11 mm (7/16")
- > Supplied with: 1 profile
1 diffuser

Finish	2103	2104
Black	833.94.117	833.94.120
Brushed stainless steel colored	833.94.118	833.94.121
Silver colored	833.94.116	833.94.119



Order reference

Please order (required) mounting bracket separately, see page 29.



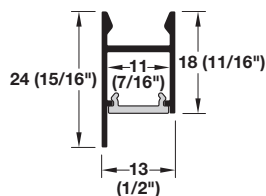

Diffusers

The diffuser creates a uniform light.
The LED points are invisible from 120 LEDs/m.
If required, please order alternative diffusers in black or transparent separately.



Diffusers see page 40


Profile 2104, with asymmetric light distribution



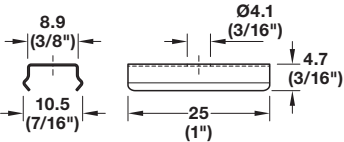
Profiles for surface mounting

Aluminum

Häfele Loox5 profile 2103/2104 - with concealed fixing



Mounting bracket
for concealed fixing



Mounting bracket

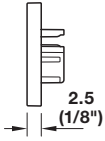
- > Material: Stainless Steel
- > Mounting: For screw fixing
- > Supplied with: 10 pcs.

	Item No.
	833.95.761

Profile 2103



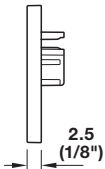
End caps



Profile 2104



End caps



End caps for Häfele Loox5 profile 2103/2104

- > Material: Plastic
- > Version: With drill mark for cable outlet
- > Supplied with: 10 pcs.

Color	2103	2104
Black	833.95.781	833.95.784
Brushed stainless steel colored	833.95.782	833.95.785
Silver colored	833.95.780	833.95.783



Dimensional data not binding. Dimensions in mm, inches are approximate. We reserve the right to alter specifications without notice.

ILLUMINATING



EXTENDING



SWITCHING



NETWORKING



DISTRIBUTING



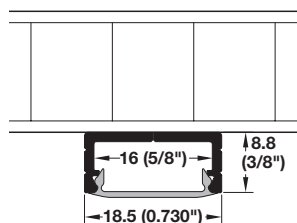
SUPPLYING



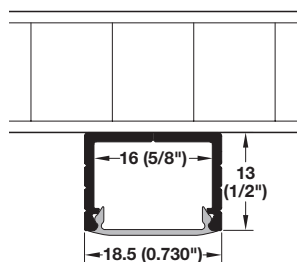
Profiles for surface mounting

Aluminum

Häfele Loox profile - for surface mounting



End cap



End cap



Retaining clip



Retaining clip 40°

- > Material: Aluminum
- > Finish: Silver colored anodized
- > L x W x H: 2500 x 18.5 x 9.5 mm
(98 7/16" x 3/4" x 3/8")
- > Supplied with: 1 profile, 1 diffuser

Cover	Item No.
Milk	833.72.860
Frosted	833.72.863



Note

LED points are always visible when this profile is used.

Order reference

Please order retaining clip (optional) separately



End cap

- > Material/Finish: Plastic, silver colored
- > Supplied with: 2 pcs.

Item No.
833.72.852



Switch for aluminum profiles 16 mm (5/8") see page 88.
Diffusers see page 40

- > Material: Aluminum
- > Finish: Silver colored anodized
- > L x W x H: 2500 x 18.5 mm x 14 mm
(98 7/16" x 3/4" x 9/16")
- > Supplied with: 1 profile, 1 diffuser

Cover	Item No.
Milk	833.72.861
Frosted	833.72.862



Order reference

Please order retaining clip (optional) separately



End cap

- > Material/Finish: Plastic, silver colored
- > Supplied with: 2 pcs.

Item No.
833.72.853



Mounting clip, optional

- > Material/Finish: Stainless Steel, silver colored
- > Supplied with: 2 pcs.

Version	Item No.
Retaining clip	833.74.832
Retaining clip 40°	833.74.833



Switch for aluminum profiles 16 mm (5/8") see page 88.
Diffusers see page 40

Profiles for surface mounting

Aluminum

ILLUMINATING



EXTENDING



SWITCHING



NETWORKING



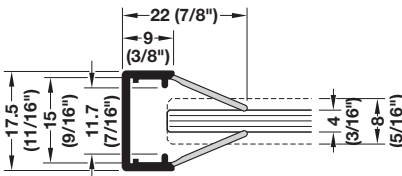
DISTRIBUTING



SUPPLYING



Häfele Loox glass edge profile



Effect of the glass edge on the light

- > Glass edge with satin finish = even light line
- > Clear glass edge = point light

- > Material: Plastic
- > Finish/Color: Profile: Silver colored
Diffusers: Milk
- > L x W: 2000 x 17.5 mm (78 3/4" x 11/16")
- > Height: 22 mm (7/8")
- > Application: For screw fixing
- > Supplied with: 1 profile
2 diffusers

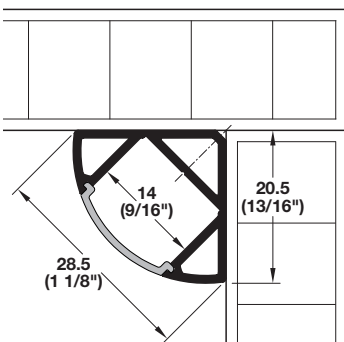
Item No.

833.74.733



For manufacturing customized glass edge lighting for glass thicknesses of 4–8 mm (3/16"–5/16").
Without load bearing function.
Only for LED strip lights with max. 9.6 W/m.
Note the dimensions of the clip connector.

Häfele Loox corner profile



- > Material: Aluminum
- > Finish/Color: Profile: Silver colored anodized
Diffuser: Milk
- > Cover: Milk
- > L x W: 2500 x 28 mm (98 7/16" x 1 1/8")
- > Height: 20.5 mm (25/32")
- > Supplied with: 1 profile
1 diffuser

Item No.

833.71.927



- > Material/Finish: End cap and holder:
Plastic, silver colored
Mounting plate: Stainless Steel
- > Supplied with: 2 pcs.

Version

Item No.

End cap with cable outlet

833.74.822

Holder

833.74.825

Mounting plate

833.74.826



End cap



Holder

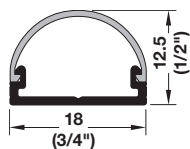


Mounting plate


Profiles for surface mounting

Aluminum


Häfele Loox drawer profile



- > Material: Aluminum
- > Finish/Color: Profile: Silver colored anodized
Diffuser: Milk
- > L x W: 2500 x 18 mm (98 7/16" x 11/16")
- > Height: 12.5 mm (1/2")
- > Supplied with: 1 profile
1 diffuser



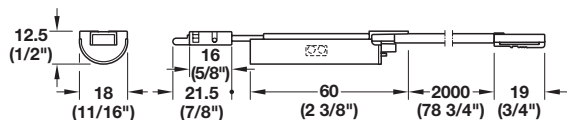
End caps



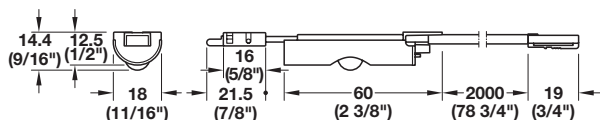
Retaining clip



Door sensor



Motion detector



	Item No.
	833.71.928



End cap set

- > Material/Finish: ABS Plastic, silver colored
- > Supplied with: 5 sets of end caps,
fixing screws

	Item No.
	833.74.877

Retaining clip

- > Material/Finish: Stainless Steel, silver colored
- > Supplied with: 2 pcs.

	Item No.
	833.74.893

Loox5 door sensor for Häfele Loox drawer profile

Voltage	Switching capacity	Item No.
5 12V	60 W	833.89.251
5 24V	90 W	833.89.253

Loox5 motion detector for Häfele Loox drawer profile

- > Delay time: 30 sec.
- > Sensor range: 0–3000 mm (0"–118 1/8")


Voltage	Switching capacity	Item No.
5 12V	60 W	833.89.252
5 24V	90 W	833.89.254



Profiles for surface mounting

Aluminum

Designer surface mount profile - 9 mm (3/8")



End cap

- > Material/Finish: Aluminum, clear anodized
- > L x W: 2000 x 19 mm (78 3/4" x 3/4")
- > Application: For surface or flush mounting

Item No.
833.01.760



Note

LED points are always visible when this profile is used. Lens sold separately.





End cap

- > Material/Color: Plastic, gray
- > Height: 9 mm (3/8")

Item No.
833.01.765

Designer surface mount profile - 13 mm (1/2")



End cap

- > Material/Finish: Aluminum, clear anodized
- > L x W: 2000 x 19 mm (78 3/4" x 3/4")
- > Application: For surface or flush mounting

Item No.
833.01.761



Note

Lens sold separately.



End cap

- > Material/Color: Plastic, gray
- > Height: 13 mm (1/2")

Item No.
833.01.764

	LED points visible			
	2065	2068	3045	3048
Milk	-	-	-	-
Frosted	yes	yes	yes	yes

Flat lens


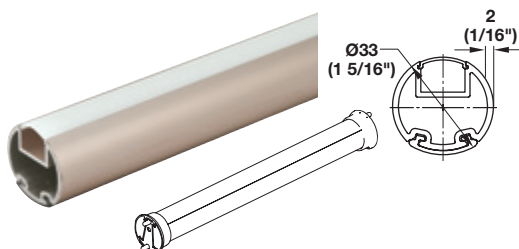
- > Material: Plastic
- > Length: 2000 mm (78 3/4")

Finish	Item No.
Milk	833.01.762
Frosted	833.01.763

Elite wardrobe tube profiles

Aluminum


Wardrobe tube



matt
aluminum

polished
chrome

matt
nickel



oil-rubbed
bronze

matt
gold

slate

- > Material/Finish: Aluminum, anodized
- > Insert: Plastic
- > Supplied with: 1 pc. with milk lens

Length	Finish/insert	Item No.
2438 mm (8')	Matt aluminum/clear	830.28.700
2438 mm (8')	Matt nickel/clear	830.28.710
2438 mm (8')	Polished chrome/clear	830.28.720
2438 mm (8')	Oil-rubbed bronze/black	830.28.730
2438 mm (8')	Matt gold/clear	830.28.790
2438 mm (8')	Slate/black	830.28.800
1219 mm (4')	Matt aluminum/clear	830.28.701
1219 mm (4')	Matt nickel/clear	830.28.711
1219 mm (4')	Polished chrome/clear	830.28.721
1219 mm (4')	Oil-rubbed bronze/black	830.28.731
1219 mm (4')	Matt gold/clear	830.28.705
1219 mm (4')	Slate/black	830.28.706

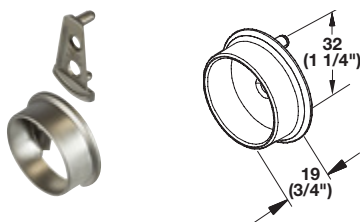


Lens

- > Material: Plastic
- > Cover: Milk
- > Height: 13 mm (1/2")

Item No.
833.74.781

Wardrobe tube support




- > Unique two-part design allows the support to fully surround the tube ends
- > Connect the wedge shaped brackets into line bore holes and side supports onto the end of the tube
- > Side supports connect to the wedge shaped brackets
- > With two pins for 5 mm (3/16") holes
- > 32 mm (1 1/4") spacing with an additional screw hole for side panel mounting

- > Material: Zinc-plated
- > Diameter: 32 mm (1 1/4")

Finish	Item No.
Matt aluminum	803.39.410
Matt nickel	803.39.610
Polished chrome	803.39.210
Oil-rubbed bronze	803.39.110
Matt gold	803.39.910
Slate	803.39.710

Covers, lenses and cooling strip

For Häfele Loox LED Strip Lights



Lens cover

- > Material: Plastic
- > Cover: Milk
- > Length: 2500 mm (98 3/8")
- > Application: For recess mounting

Item No.
833.00.733



Note

Only for LED strips with max 9.6 W per m (3.0 W per ft).

Replacement lenses

- > Material: Plastic
- > Length: 2500 mm (98 7/16")

Cover

Frosted 833.74.780
Milk 833.74.781




> Simple replacement of existing diffusers in order to switch from frosted to milk

Note

Cannot be used for the following aluminum profiles:
833.74.809, 833.74.835

Size A min., so that LED points are not visible		
Diffuser	LED	
	2068	3045
Milk	13 mm (1/2")	

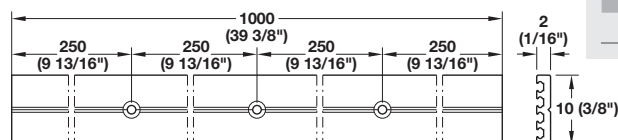


Häfele Loox cooling strip



- > Material: Aluminum
- > L x W: 1000 x 10 mm (39 3/8" x 3/8")
- > Height: 2 mm (1/16")
- > Mounting: For screw fixing, drill holes at 250 mm (9 13/16"), 500 mm (19 11/16"), and 750 mm (29 1/2")
- > Supplied with: 1 profile

Item No.
833.77.700



Profiles for surface mounting

Aluminum

Häfele Loox profile - for surface mounting with flat lens 12.5 mm (1/2")



> Material/Finish:	Aluminum, clear anodized
> L x W:	2500 x 18.5 mm (98 7/16" x 3/4")
> Cover:	Milk

Item No.

833.71.929

Häfele Loox profile - for surface mounting with flat lens 14.5 mm (9/16")



Item No.

833.71.853



Note

Mounting clips sold separately, see page 30.

Häfele Loox profile - for shallow surface mounting with flat lens 1.3 mm (3/8")



> Material/Finish:	Aluminum, clear anodized
> L x W:	2500 x 18.5 mm (98 7/16" x 3/4")
> Cover:	Milk

Item No.

833.71.852



Note

Mounting clips sold separately, see page 30.
Shallow profiles are not suitable for LED 3051



Flat Lens Cover

> Material/Cover:	Polycarbonate, milk
> L x W x H:	2500 x 18.5 x 3.9 mm (98 7/16" x 3/4" x 1/8")

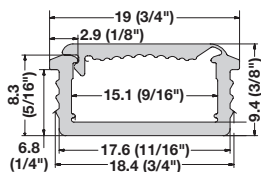
Item No.

833.74.783

Mounting strips

For LED Strip Lights

Profile - recess mounted



- > Material/Color: Polypropylene, clear anodized
- > Cover: Aluminum color, frosted
- > L x W x H: 2500 x 20 x 10 mm
(98 7/16" x 13/16" x 3/8")

	Item No.
	833.00.710



- > The profile depicted is only suitable for 12 V LED light strips, with max. 9.6 W per meter (3.0 W per foot)




End cap

- > Material/Color: Plastic, silver colored
- > Supplied with: 2 pcs.



	Item No.
	833.72.768

Co-extruded profile - recess mounted



- > Material/Color: Polypropylene
- > Cover: Aluminum color, milk
- > L x W x H: 2500 x 19 x 15 mm
(98 7/16" x 3/4" x 9/16")

	Item No.
	833.01.700



- > The profile depicted is only suitable for 12 V LED light strips, with max. 9.6 W per meter (3.0 W per foot)



End cap

- > Material/Color: Plastic, silver colored
- > Supplied with: 2 pcs.



	Item No.
	833.72.853



Mounting tape

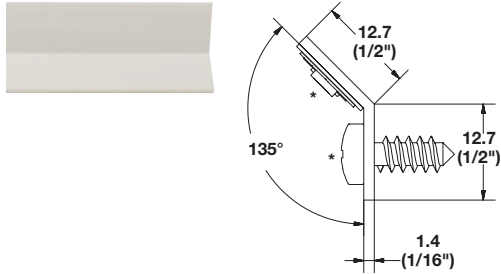
- > Material/Color: Foam, white
- > W x L: 12 x 78 mm
(1/2" x 3 1/16")

	Item No.
	003.58.270

Mounting strips

For LED Strip Lights

Profile - for Loox strip 135°

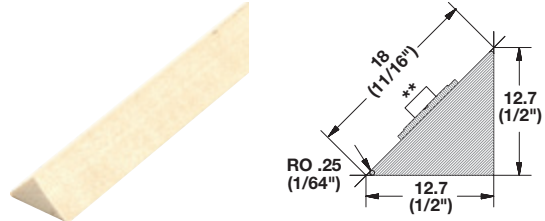


- > Material/Color: Plastic, white
- > Length: 2500 mm (98 7/16")

	Item No.
	833.00.800

- Note**
Loox LED strip and screw shown for application and position only.

Corner profile



- > Material/Finish: Solid Poplar Wood, natural
- > Length: 2500 mm (98 7/16")
- > Application: For surface mounting

	Item No.
	833.02.840

- Note**
Loox LED strip shown for application and position only.

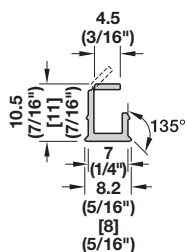

Profiles for recess mounting

Plastic

Häfele Loox5 profile 1102/1101

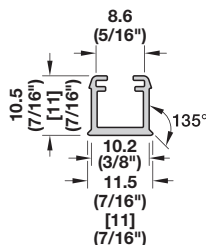



Profile 1102



[Routing dimensions]

Profile 1101



[Routing dimensions]

- > Material: Plastic
- > Length: 2500 mm (98 7/16")
- > Supplied with: 1 profile

Color	Transmittance	1102	1101
Black	~20 %	833.95.803	833.95.801
White opal	70-80 %	833.95.802	833.95.800



Note

Profile 1102 and 1101 are usable for LED strip lights up to max 9.6 W/m.

Profile 1102 is usable for LED strip lights up to max. 5 mm (3/16") width.

Profile 1101 is usable only for LED strip lights with a width of precisely 8 mm (5/16").

The diffuser creates a uniform light. The LED points in the white version are invisible from 120 LEDs/m.

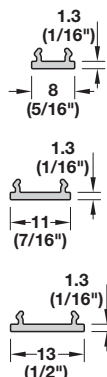
Routing dimensions are for reference only. Furniture construction may affect dimensions.

Diffusers and lenses

Diffusers Häfele Loox5 for profiles - for recess mounting 1103-1107 and 2101-2104



Dimensions



- > Material: Plastic
- > Length: 2500 mm (98 7/16")
- > Supplied with: 1 diffuser

Width	Transmittance		
	transparent ~90 %	white opal 70–80 %	black ~20 %
8 (5/16")	–	833.95.804	833.95.808
11 (7/16")	833.95.807	833.95.805	833.95.809
13 (1/2")	–	833.95.806	833.95.810



The white diffuser creates a uniform light. The LED points are invisible from 120 LEDs/m. When using the black diffuser, LED points may be visible. LED points are always visible when the transparent diffuser is used.

Semi-round lens

- > Material: Plastic
- > Cover: Milk
- > Length: 2500 mm (98 7/16")

Item No.
833.74.807



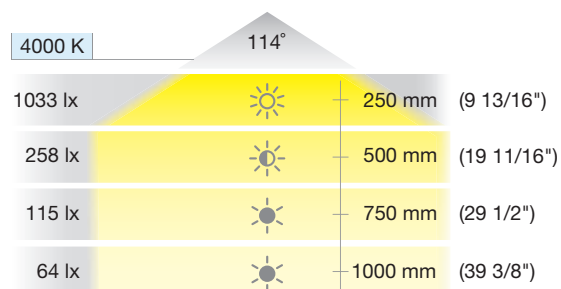
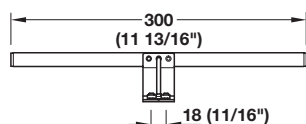
Note

For use with corner profiles

Surface mounted light

Monochrome, length 300 mm (11 13/16")

Häfele Loox LED 2032



- > Dimmable: Yes
- > Material: Aluminum
- > L x W x H: 300 x 180 x 50 mm (11 13/16" x 7 1/16" x 2")
- > Energy efficiency class: A+
- > Degree of protection: IP44
- > Number of LEDs: 27
- > Mounting: For screw fixing
- > Supplied with: 1 light with 2000 mm (78 3/4") lead, including fixing materials



12 V 5 12 V

Loox5 12 V driver see page 124
Please order 6-piece adapter set 833.95.753 separately, see page 116.



Note

Loox lights and drivers are "Suitable for use within closet storage spaces"

Color temperature K	Wattage W	Luminous flux lm	Luminous efficacy lm/W	Color rendering index CRI Ra	Weighted energy consumpt. kWh/1000 h	Finish	Item No.
4000	3	200	67	84	3.30	Silver colored	833.74.070
4000	3	200	67	84	3.30	Chrome-plated	833.74.080

Recess/surface mounted lights

Modular monochrome, drill hole Ø: 58 mm (2 5/16")



Häfele Loox LED 2025, Loox5 2092/3092



2700 K	3000 K	4000 K	5000 K	80°		
2600 lx	2650 lx	2700 lx	2800 lx		250 mm	(9 13/16")
730 lx	750 lx	780 lx	800 lx		500 mm	(19 11/16")
320 lx	350 lx	345 lx	350 lx		750 mm	(29 1/2")
180 lx	185 lx	185 lx	190 lx		1000 mm	(39 3/8")

LED 2025

2700 K	3000 K	4000 K	5000 K	80°		
1870 lx	1990 lx	2025 lx	2135 lx		250 mm	(9 13/16")
500 lx	540 lx	540 lx	580 lx		500 mm	(19 11/16")
210 lx	230 lx	235 lx	240 lx		750 mm	(29 1/2")
120 lx	125 lx	130 lx	135 lx		1000 mm	(39 3/8")

LED 2092/3092

LED 2092 and LED 3092, equipped with high-quality Samsung® LEDs

- > Dimmable: Yes
- > Material: Aluminum
- > Energy efficiency class: A+
- > Degree of protection: IP44 as recess mounted light
IP20 as surface mounted light
- > Mounting: For mounting in drilled hole,
for clamp or screw fixing
- > Drill hole Ø: 58 mm (2 5/16")
- > Supplied with: 1 light module



Note

The IP44 degree of protection is reduced to IP20 when surface mounting or recess mounting with through hole.

Loox lights and drivers are "Suitable for use within closet storage spaces"

Order reference

Please order lead and housing separately, see page 43.



5 12 V

Loox5 12 V driver see page 124

5 24 V

Loox5 24 V driver see page 125

Recess/surface mounted lights

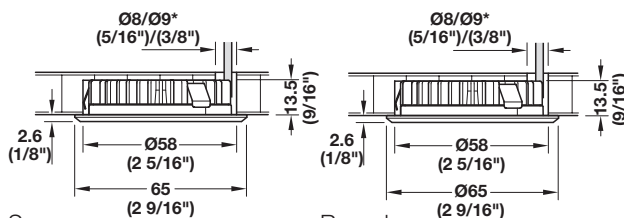
Modular monochrome, drill hole Ø: 58 mm (2 5/16")

Häfele Loox LED 2025, Loox5 2092/3092

Voltage V	Quantity LEDs	Color temperature K	Wattage W	Luminous flux lm	Luminous efficacy lm/W	Color rendering index CRI	R_a	R_9	Weighted energy consumpt. kWh/1000 h	Item No.
5 12 V	LED 2025 (compatible with Loox5 lead with snap-in connector)									
	1	2700	3.8	270	71	>90	–	–	4.18	833.72.350
		3000	3.8	300	78	>90	–	–	4.18	833.72.351
		4000	3.8	306	80	>90	–	–	4.18	833.72.352
		5000	3.8	345	90	>83	–	–	4.18	833.72.323
	LED 2092									
	6	2700	3.4	220	65	>90	>55	>55	3.74	833.72.474
		3000	3.4	240	71	>90	>55	>55	3.74	833.72.475
		4000	3.4	250	74	>90	>55	>55	3.74	833.72.476
		5000	3.4	260	76	>90	>55	>55	3.74	833.72.477
5 24 V	LED 3092									
	6	2700	3.4	220	65	>90	>55	>55	3.74	833.75.174
		3000	3.4	240	71	>90	>55	>55	3.74	833.75.175
		4000	3.4	250	74	>90	>55	>55	3.74	833.75.176
		5000	3.4	260	76	>90	>55	>55	3.74	833.75.177




Recess mount housing

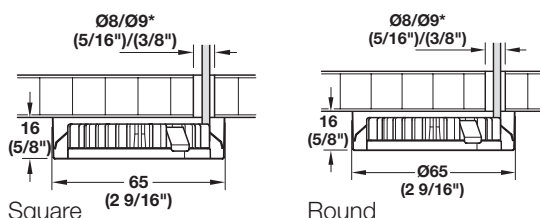


Square

Round



Surface mount housing

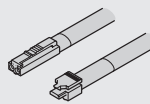


Square

Round

Housings are suitable for monochrome lights and for multi-white lights.

* valid for multi-white plugs.



> Lead, 1.5 A/24 AWG, with snap-in connector

Voltage	Length	Item No.
5 12 V	1000 (39 3/8")	833.95.789
	2000 (78 3/4")	833.95.788
5 24 V	2000 (78 3/4")	833.95.791



> Housing, recess mounted, Plastic

Color	Round	Square
Black	833.72.168	833.72.172
Anthracite	833.72.380	833.72.383
Brown	833.72.381	833.72.384
Matt nickel-plated	833.72.170	833.72.174
Stainless steel colored	833.72.382	833.72.385
Silver colored	833.72.126	833.72.127
White, RAL 9003	833.72.171	833.72.175



> Housing, surface mounted, Plastic

Color	Round	Square
Black	833.72.160	833.72.164
Anthracite	833.72.193	833.72.195
Brown	833.72.192	833.72.196
Matt nickel-plated	833.72.162	833.72.166
Stainless steel colored	833.72.194	833.72.197
Silver colored	833.72.124	833.72.125
White, RAL 9003	833.72.163	833.72.167

Recess/surface mounted lights

Modular multi-white, drill hole Ø: 58 mm (2 5/16")



Häfele Loox5 LED 2091 / 3091



- > Dimmable: Yes
- > Material: Aluminum
- > Energy efficiency class: A+
- > Degree of protection: IP44 as recess mounted light
IP20 as surface mounted light
- > Mounting: For mounting in drilled hole, for clamp or screw fixing
- > Drill hole Ø: 58 mm (2 5/16")
- > Supplied with: 1 light module

2700 K	5000 K	80°		
2000 lx	2100 lx		250 mm	(9 13/16")
520 lx	550 lx		500 mm	(19 11/16")
220 lx	235 lx		750 mm	(29 1/2")
120 lx	125 lx		1000 mm	(39 3/8")



Note

The IP44 degree of protection is reduced to IP20 when surface mounting or recess mounting with through hole. Loox lights and drivers are "Suitable for use within closet storage spaces"

Order reference

Please order lead and housing separately, see page 45.



5 12 V

Loox5 12 V driver see page 124

5 24 V

Loox5 24 V driver see page 125



Color control only via 6-way distributor Häfele Connect Mesh with multi-white adapter and remote control or smartphone. Please order separately, see Networking page 95.

Recess/surface mounted lights

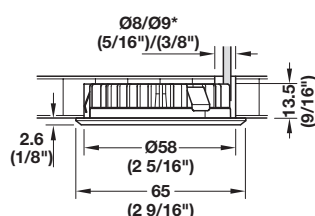
Modular multi-white, drill hole Ø: 58 mm (2 5/16")

Häfele Loox5 LED 2091 / 3091

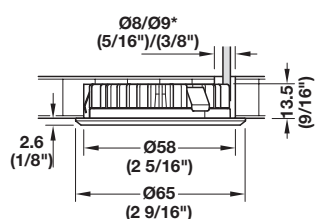
Voltage V	Quantity LEDs	Color temperature K	Wattage W	Luminous flux lm	Luminous efficacy lm/W	Color rendering index CRI	R _a	Weighted energy consumpt. kWh/1000 h	Item No.
LED 2091									
5 12 V	12	2700 5000	3.4	240 270	72 80	>90	>55	3.74	833.72.478
LED 3091									
5 24 V	12	2700 5000	3.4	240 270	72 80	>90	>55	3.74	833.75.178




Recess mount housing



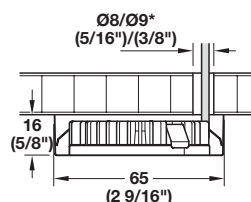
Square



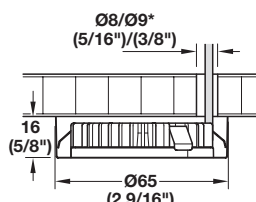
Round



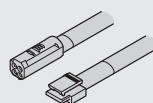
Surface mount housing



Square



Round



- > Lead, 1.5 A/24 AWG, with snap-in connector for multi-white lights
- > Length: 2000 mm (78 3/4")

Voltage	Item No.
5 12 V	833.95.787
5 24 V	833.95.790



- > Housing, recess mounted, Plastic

Color	Round	Square
Black	833.72.168	833.72.172
Anthracite	833.72.380	833.72.383
Brown	833.72.381	833.72.384
Matt nickel-plated	833.72.170	833.72.174
Stainless steel colored	833.72.382	833.72.385
Silver colored	833.72.126	833.72.127
White, RAL 9003	833.72.171	833.72.175



- > Housing, surface mounted, Plastic

Color	Round	Square
Black	833.72.160	833.72.164
Anthracite	833.72.193	833.72.195
Brown	833.72.192	833.72.196
Matt nickel-plated	833.72.162	833.72.166
Stainless steel colored	833.72.194	833.72.197
Silver colored	833.72.124	833.72.125
White, RAL 9003	833.72.163	833.72.167

Housings are suitable for monochrome and multi-white lights.

* valid for multi-white plugs.

Recess/surface mounted lights

Modular monochrome, drill hole Ø: 35 mm (1 3/8")



Häfele Loox5 LED 2040



- > Dimmable: Yes
- > Material: Aluminum
- > Energy efficiency class: A+
- > Degree of protection: IP44 as recess mounted light
IP20 as surface mounted light
- > Mounting: For mounting in drilled hole,
for clamp or screw fixing
- > Drill hole Ø: 35 mm (1 3/8")
- > Supplied with: 1 light module

2700 K	3000 K	4000 K	5000 K	90°		
530 lx	660 lx	720 lx	800 lx		250 mm	(9 13/16")
135 lx	180 lx	185 lx	220 lx		500 mm	(19 11/16")
55 lx	80 lx	85 lx	95 lx		750 mm	(29 1/2")
35 lx	40 lx	50 lx	55 lx		1000 mm	(39 3/8")



Note

The IP44 degree of protection is reduced to IP20 when surface mounting or recess mounting with through hole.

Loox lights and drivers are "Suitable for use within closet storage spaces"

Order reference

Please order lead and housing separately, see page 47.



5 12V

Loox5 12 V driver see page 124

Recess/surface mounted lights

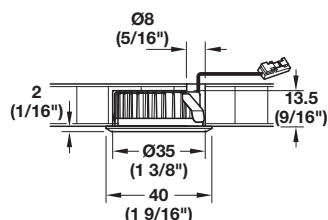
Modular monochrome, drill hole Ø: 35 mm (1 3/8")

Häfele Loox5 LED 2040

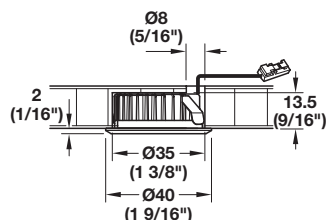
Voltage V	Quantity LEDs	Color temperature K	Wattage W	Luminous flux lm	Luminous efficacy lm/W	Color rendering index CRI	Weighted energy consumpt. kWh/1000 h	Item No.
5 12 V	3	2700	1.5	75	50	90	1.65	833.72.370
		3000	1.5	88	59	90	1.65	833.72.371
		4000	1.5	96	64	90	1.65	833.72.372
		5000	1.5	110	73	83	1.65	833.72.333




Recess mount housing



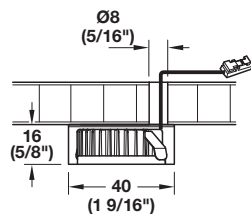
Square



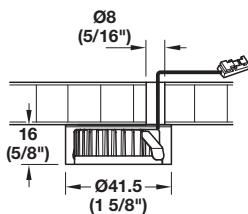
Round



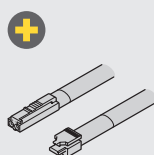
Surface mount housing



Square



Round



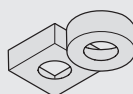
> Lead, 1.5 A/24 AWG, with snap-in connector

Voltage	Length	Item No.
5 12 V	1000 (39 3/8")	833.95.789
	2000 (78 3/4")	833.95.788



> Housing, recess mounted, Plastic

Color	Round	Square
Black	833.72.184	833.72.188
Matt nickel-plated	833.72.186	833.72.190
Silver colored	833.72.145	833.72.146
White, RAL 9003	833.72.187	833.72.191



> Housing, surface mounted, Plastic

Color	Round	Square
Black	833.72.176	833.72.180
Matt nickel-plated	833.72.178	833.72.182
Silver colored	833.72.143	833.72.144
White, RAL 9003	833.72.179	833.72.183

Recess/surface mounted lights

Monochrome, drill hole Ø: 26 mm (1")



Häfele Loox5 LED 2090/3090



> Narrow beam angle for staging objects

- > Dimmable: Yes
- > Material: Aluminum
- > Energy efficiency class: A+
- > Degree of protection: IP44 as recess mounted light
IP20 as surface mounted light
- > Mounting: For mounting in drilled hole,
for clamp or screw fixing
- > Drill hole Ø: 26 mm (1")
- > Supplied with: 1 light module with 2000 mm
(78 3/4") lead

2700 K	3000 K	4000 K	5000 K	55°	
930 lx	990 lx	1005 lx	1005 lx		250 mm (9 13/16")
230 lx	240 lx	250 lx	260 lx		500 mm (19 11/16")
95 lx	100 lx	110 lx	115 lx		750 mm (29 1/2")
50 lx	55 lx	60 lx	60 lx		1000 mm (39 3/8")

LED 2090

2700 K	3000 K	4000 K	5000 K	55°	
825 lx	870 lx	935 lx	940 lx		250 mm (9 13/16")
220 lx	225 lx	235 lx	245 lx		500 mm (19 11/16")
95 lx	95 lx	100 lx	105 lx		750 mm (29 1/2")
50 lx	55 lx	55 lx	60 lx		1000 mm (39 3/8")

LED 3090



Note

The IP44 degree of protection is reduced to IP20 when surface mounting or recess mounting with through hole.

Loox lights and drivers are "Suitable for use within closet storage spaces"

Order reference

Please order housing separately, see page 49.



5 12 V

Loox5 12 V driver see page 124

5 24 V


Loox5 24 V driver see page 125

Recess/surface mounted lights

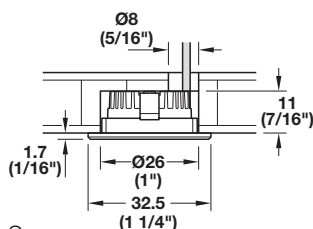
Monochrome, drill hole Ø: 26 mm (1")

Häfele Loox5 LED 2090/3090

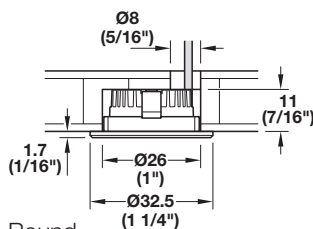
Voltage V	Quantity LEDs	Color temperature K	Wattage W	Luminous flux lm	Luminous efficacy lm/W	Color rendering index CRI		Weighted energy consumpt. kWh/1000 h	Item No.
5 12 V	LED 2090								
	1	2700	1.2	80	67	>90	>60	1.32	833.72.470
		3000	1.2	90	75	>90	>60	1.32	833.72.471
		4000	1.2	95	79	>90	>60	1.32	833.72.472
		5000	1.2	100	83	>90	>60	1.32	833.72.473
5 24 V	LED 3090								
	1	2700	1.2	75	63	>90	>60	1.32	833.75.170
		3000	1.2	80	67	>90	>60	1.32	833.75.171
		4000	1.2	80	67	>90	>60	1.32	833.75.172
		5000	1.2	85	71	>90	>60	1.32	833.75.173




Recess mount housing



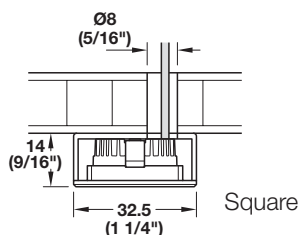
Square



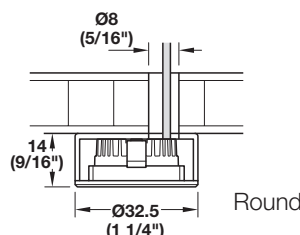
Round



Surface mount housing



Square

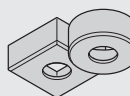


Round



> Housing, recess mounted, Plastic

Color	Round	Square
Black	833.89.225	833.89.232
Anthracite	833.89.226	833.89.233
Brown	833.89.227	833.89.234
Matt nickel-plated	833.89.223	833.89.230
Stainless steel colored	833.89.228	833.89.235
Silver colored	833.89.222	833.89.229
White, RAL 9003	833.89.224	833.89.231



> Housing, surface mounted, Plastic

Color	Round	Square
Black	833.89.239	833.89.246
Anthracite	833.89.240	833.89.247
Brown	833.89.241	833.89.248
Matt nickel-plated	833.89.237	833.89.244
Stainless steel colored	833.89.242	833.89.249
Silver colored	833.89.236	833.89.243
White, RAL 9003	833.89.238	833.89.245

Recess/surface mounted lights

Monochrome, drill hole Ø: 55 mm (2 3/16")



Häfele Loox LED 2047/3038



2700 K	3000 K	4000 K	5000 K	90°	
530 lx	660 lx	720 lx	800 lx		250 mm (9 13/16")
135 lx	180 lx	185 lx	220 lx		500 mm (19 11/16")
55 lx	80 lx	85 lx	95 lx		750 mm (29 1/2")
35 lx	40 lx	50 lx	55 lx		1000 mm (39 3/8")

LED 2047

3000 K	4000 K	5000 K	120°	
580 lx	590 lx	710 lx		250 mm (9 13/16")
220 lx	220 lx	265 lx		500 mm (19 11/16")
115 lx	115 lx	140 lx		750 mm (29 1/2")
75 lx	75 lx	100 lx		1000 mm (39 3/8")

LED 3038

- > Dimmable: Yes
- > Material: Steel
- > Energy efficiency class: A+
- > Degree of protection: IP20
- > Mounting: For mounting in drilled hole, for clamp or screw fixing
- > Drill hole Ø: 55 mm (2 3/16")
- > Supplied with: 1 light with 2000 mm (78 3/4") lead

12 V **5 12 V** Loox5 12 V driver see page 124
Please order 6-piece adapter set 833.95.753 separately, see page 116.

24 V **5 24 V** Loox5 24 V driver see page 125
Please order 6-piece adapter set 833.77.838 separately, see page 116.

Note
Loox lights and drivers are "Suitable for use within closet storage spaces"

Recess/surface mounted lights

Monochrome, drill hole Ø: 55 mm (2 3/16")

Häfele Loox LED 2047/3038

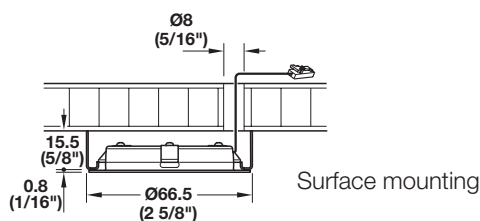
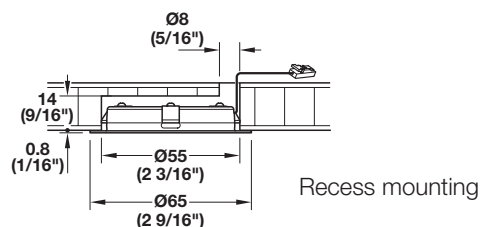
> LEDs:	24
> Wattage:	3 W

Voltage V	Color temperature K	Luminous flux lm	Luminous efficacy lm/W	Color rendering index CRI R _a	Weighted energy consumpt. kWh/1000 h	Stainless steel colored	Silver colored	Polished chrome-plated	White matt	Black matt
12 V	LED 2047									
	3000	210	70	90	3.3	833.72.390	833.72.340	833.72.300	833.72.410	833.72.420
	4000	216	72	90	3.3	833.72.391	833.72.341	833.72.301	833.72.411	833.72.421
	5000	240	80	83	3.3	833.72.392	833.72.342	833.72.302	833.72.412	833.72.422
24 V	LED 3038									
	3000	215	72	90	3.3	833.75.150	833.75.120	833.75.140	-	-
	4000	225	75	90	3.3	833.75.151	833.75.121	833.75.141	-	-
	5000	245	82	83	3.3	833.75.152	833.75.122	833.75.142	-	-



> Surface mounted trim ring, Steel

Finish	Item No.
Stainless steel colored	833.72.804
Silver colored	833.72.803
Polished chrome-plated	833.72.802
Black	833.72.801




Recess/surface mounted lights

Multi-white, drill hole Ø: 55 mm (2 3/16")



Häfele Loox LED 2048/3039



- > Material: Steel
- > Energy efficiency class: A+
- > Degree of protection: IP20
- > Mounting: For mounting in drilled hole, for clamp or screw fixing
- > Drill hole Ø: 55 mm (2 3/16")
- > Supplied with: 1 light with 2000 mm (78 3/4") multi-white lead

2700 K	5000 K	120°		
290 lx	345 lx		250 mm	(9 13/16")
110 lx	130 lx		500 mm	(19 11/16")
60 lx	70 lx		750 mm	(29 1/2")
40 lx	45 lx		1000 mm	(39 3/8")

LED 2048

2700 K	5000 K	120°		
335 lx	350 lx		250 mm	(9 13/16")
125 lx	130 lx		500 mm	(19 11/16")
70 lx	70 lx		750 mm	(29 1/2")
45 lx	45 lx		1000 mm	(39 3/8")

LED 3039

+ 12 V 5 12 V 12V Multi-white BLE adapter 850.00.011

24 V 5 24 V 24V Multi-white BLE adapter 850.00.012

+ 5 12 V Häfele Connect Mesh 6-way distributor, see page 95.

5 24 V Häfele Connect Mesh 6-way distributor, see page 95.

Color control via Häfele Connect Mesh 6-way distributor with multi-white BLE adapter and remote control or Häfele Connect Mesh app.

Drivers for multi-white solutions

5 12 V Loox5 12 V driver see page 124.

5 24 V Loox5 24 V driver see page 125.

Recess/surface mounted lights

Multi-white, drill hole Ø: 55 mm (2 3/16")

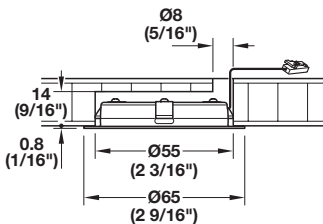
Häfele Loox LED 2048/3039

Voltage V	Number of LEDs	Color temperature K	Wattage W	Luminous flux lm	Luminous efficacy lm/W	Color rendering index CRI R _a	Weighted energy consumpt. kWh/1000 h	Stainless steel colored	Silver colored	Polished chrome- plated
12 V	Häfele Loox LED 2048									
	60	2700 5000	3	255	85	90 83	3.3	833.72.400	833.72.311	833.72.310
24 V	Häfele Loox LED 3039									
	60	2700 5000	3	258	85	90 83	3.3	833.75.160	833.75.131	833.75.130

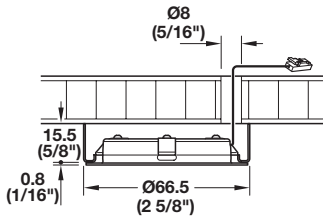


> Housing, Plastic

Color	Item No.
Stainless steel colored	833.72.804
Silver colored	833.72.803
Polished chrome-plated	833.72.802



Recess mounting



Surface mounting



Dimensional data not binding. Dimensions in mm, inches are approximate. We reserve the right to alter specifications without notice.

Recess/surface mounted lights

Monochrome, drill hole Ø: 55 mm (2 3/16")



Häfele Loox LED 2020



- > Dimmable: Yes
- > Material: Zinc Alloy
- > Energy efficiency class: A
- > Degree of protection: IP44 as recess mounted downlight
IP20 as surface mounted housing
- > Number of LEDs: 6
- > Mounting: For mounting in drilled hole,
for clamp fixing or for screw fixing
- > Drill hole Ø: 55 mm (2 3/16")
- > Supplied with: 1 light with 2000 mm (78 3/4") lead,
including fixing materials

3000 K	4000 K	5000 K		100°
760 lx	860 lx	840 lx		250 mm (9 13/16")
190 lx	215 lx	210 lx		500 mm (19 11/16")
85 lx	95 lx	95 lx		750 mm (29 1/2")
48 lx	50 lx	50 lx		1000 mm (39 3/8")



12 V 5 12 V

Loox5 12 V driver see page 124
Please order 6-piece adapter set
833.95.753 separately, see page 116.



The IP44 degree of protection is reduced to IP20 when surface mounting or recess mounting with through hole.



Note

Loox lights and drivers are "Suitable for use within closet storage spaces"

Voltage V	Color temperature K	Wattage W	Luminous flux lm	Luminous efficacy lm/W	Color rendering index CRI R _a	Weighted energy consumpt. kWh/1000 h	Black	Matt nickel-plated	Polished chrome-plated
12 V	3000	3.2	142	44	83	3.52	833.72.281	833.72.280	833.72.282
	4000	3.2	150	47	83	3.52	833.72.284	833.72.283	833.72.285
	5000	3.2	150	47	83	3.52	833.72.287	833.72.286	833.72.288



Recess/surface mounted lights

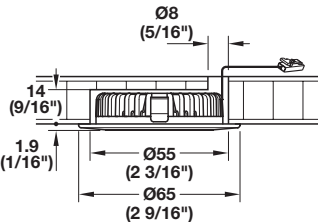
Monochrome, drill hole Ø: 55 mm (2 3/16")

Häfele Loox LED 2020

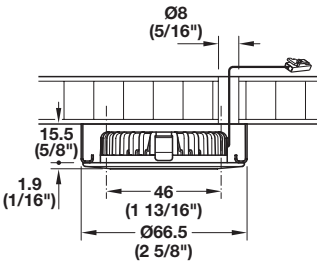


> Surface mounted trim ring, Steel

Finish	Item No.
Black	833.72.801
Matt nickel-plated	833.72.800
Polished chrome-plated	833.72.802



Recess mounting



Surface mounting



Dimensional data not binding. Dimensions in mm, inches are approximate. We reserve the right to alter specifications without notice.

Recess/surface mounted lights

Monochrome, drill hole Ø: 26 mm (1")



Häfele Loox LED 2022



- > Dimmable: Yes
- > Material: Aluminum
- > Energy efficiency class: A+
- > Degree of protection: IP44 as recess mounted light
IP20 as surface mounted light
- > Number of LEDs: 3
- > Mounting: For mounting in drilled hole, for clamp or screw fixing
- > Drill hole Ø: 26 mm (1")
- > Supplied with: 1 light with 2000 mm (78 3/4") lead

3000 K	4000 K	5000 K		90°	
650 lx	650 lx	650 lx			250 mm (9 13/16")
163 lx	163 lx	163 lx			500 mm (19 11/16")
72 lx	72 lx	72 lx			750 mm (29 1/2")
40 lx	40 lx	40 lx			1000 mm (39 3/8")



12 V 5 12 V

Loox5 12 V driver see page 124
Please order 6-piece adapter set
833.95.753 separately, see page 116.



The IP44 degree of protection is reduced to IP20 when surface mounting or recess mounting with through hole.



Note

Loox lights and drivers are "Suitable for use within closet storage spaces"

Voltage V	Color temperature K	Wattage W	Luminous flux lm	Luminous efficacy lm/W	Color rendering index CRI R _a	Weighted energy consumpt. kWh/1000 h	Silver colored anodized	Polished chrome-plated
12 V	3000	1.5	105	70	82	1.65	833.72.040	833.72.043
	4000	1.5	105	70	87	1.65	833.72.041	833.72.044
	5000	1.5	105	70	88	1.65	833.72.042	833.72.045

Recess/surface mounted lights

Monochrome, drill hole Ø: 26 mm (1")

Häfele Loox LED 2022



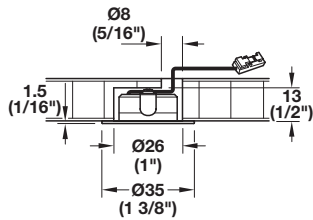
> Surface mounted trim ring, Aluminum

Color	Item No.
Silver colored anodized	833.72.831
Chrome-plated	833.72.830

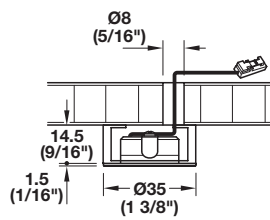


> Surface mounted trim ring, Aluminum

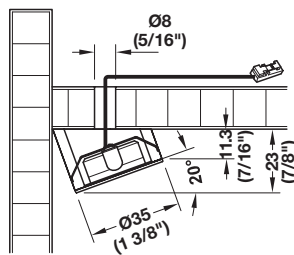
Color	Item No.
Silver colored anodized	833.72.832
Chrome-plated	833.72.833



Recess mounting



Surface mounting



Dimensional data not binding. Dimensions in mm, inches are approximate. We reserve the right to alter specifications without notice.

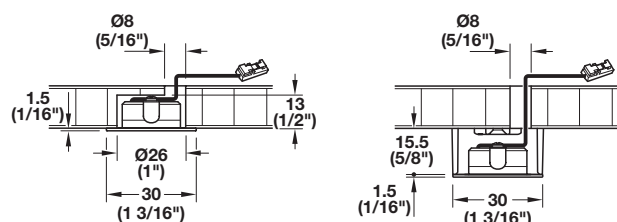



Recess/surface mounted lights

Monochrome, drill hole Ø: 26 mm (1")

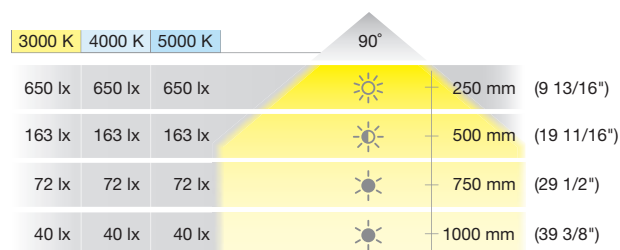


Häfele Loox LED 2023



Recess mounting

Surface Mounting



- > Dimmable: Yes
- > Material: Aluminum
- > L x W: 30 x 30 mm (1 3/16" x 1 3/16")
- > Energy efficiency class: A+
- > Degree of protection: IP44 as recess mounted light
IP20 as surface mounted light
- > Number of LEDs: 3
- > Mounting: For mounting in drilled hole, for clamp fixing
- > Drill hole Ø: 26 mm (1")
- > Supplied with: 1 light with 2000 mm (78 3/4") lead



12 V 5 12 V

Loox5 12 V driver see page 124
Please order 6-piece adapter set
833.95.753 separately, see page 116.



The IP44 degree of protection is reduced to IP20 when surface mounting or recess mounting with through hole.



Note

Loox lights and drivers are "Suitable for use within closet storage spaces"



> Housing, square, Plastic

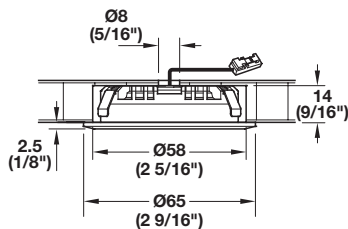
Color	Item No.
Silver colored	833.72.834
Chrome-plated	833.72.835

Voltage V	Color temperature K	Wattage W	Luminous flux lm	Luminous efficacy lm/W	Color rendering index CRI R _a	Weighted energy consumpt. kWh/1000 h	Silver colored anodized	Polished chrome-plated
12 V	3000	1.5	105	70	82	1.65	833.72.064	833.72.060
	4000	1.5	105	70	82	1.65	833.72.065	833.72.061
	5000	1.5	105	70	82	1.65	833.72.066	833.72.062

Recess mounted lights

Monochrome, drill hole Ø: 58 mm (2 5/16")

Häfele Loox LED 2039



- > Dimmable: Yes
- > Material: Zinc Alloy
- > Energy efficiency class: A
- > Degree of protection: IP65 after installation
- > Number of LEDs: 18
- > Mounting: For mounting in drilled hole, for clamp fixing
- > Drill hole Ø: 58 mm (2 5/16")
- > Supplied with: 1 light with 4000 mm (157 1/2") lead



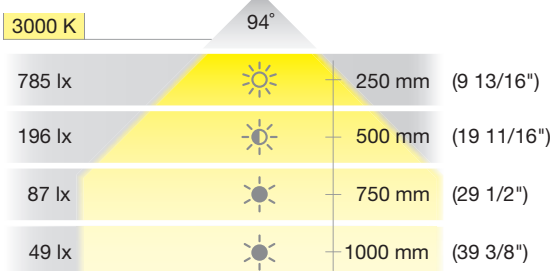
12 V 5 12 V

Loox5 12 V driver see page 124
Please order 6-piece adapter set 833.95.753 separately, see page 116.



Note

Loox lights and drivers are "Suitable for use within closet storage spaces"



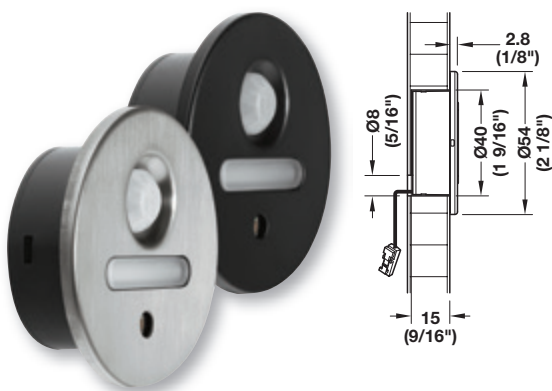
Voltage	Color temperature	Wattage	Luminous flux	Luminous efficacy	Color rendering index CRI	Weighted energy consumpt.	Matt nickel-plated	Chrome-plated
V	K	W	lm	lm/W	R _a	kWh/1000 h		
12 V	3000	2.5	125	50	85	2.75	833.72.091	833.72.092

Recess mounted lights

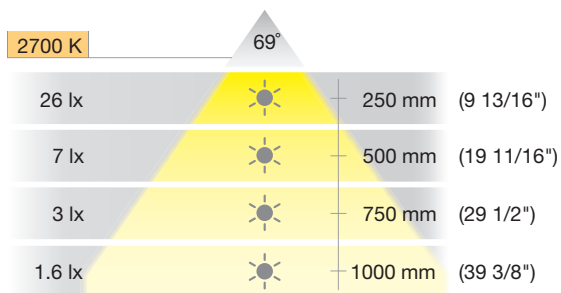
Monochrome, sensor-controlled, drill hole Ø: 40 mm (1 9/16")



Häfele Loox LED 2028 - with motion detector



- > Not dimmable
- > Material: Stainless Steel, Plastic
- > Version: With motion detector active from ambient light less than 15 lx
- > Energy efficiency class: A+
- > Degree of protection: IP44
- > Delay time: approx. 2 min.
- > Sensor range: 0–3000 mm (0–9' 10 1/8")
- > Number of LEDs: 3
- > Mounting: For mounting in drilled hole
- > Drill hole Ø: 40 mm (1 9/16")
- > Supplied with: 1 light with 2000 mm (78 3/4") lead, fixing materials



12 V 5 12 V

Loox5 12 V driver see page 124
Please order 6-piece adapter set 833.95.753 separately, see page 116.



Note

Loox lights and drivers are "Suitable for use within closet storage spaces"

Voltage V	Color temperature K	Wattage W	Luminous flux lm	Luminous efficacy lm/W	Color rendering index CRI R _a	Weighted energy consumpt. kWh/1000 h	Black	Matt
12 V	2700	0.3	4	13	90	0.37	833.73.111	833.73.110

Recess mounted lights

Spotlight monochrome, Ø 35 mm (1 3/8")

ILLUMINATING

EXTENDING

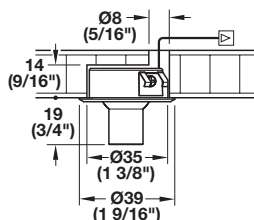

SWITCHING

NETWORKING

DISTRIBUTING

SUPPLYING

Häfele Loox LED 2093



- > Dimmable: Yes
- > Material/Color: Aluminum
- > Version: Swiveling light head
Powerful spotlight
Metal housing
- > Energy efficiency class: A+
- > Number of LEDs: 1
- > Mounting: For mounting in drilled hole, for clamp fixing
- > Drill hole Ø: 35 mm (1 3/8")
- > Supplied with: 1 light with 2000 mm (78 3/4") lead



5 12 V

Loox5 12 V driver see page 124



Note

Loox lights and drivers are "Suitable for use within closet storage spaces"

Silver colored

2700 K	3000 K	4000 K	5000 K	24°		
5440 lx	5580 lx	5700 lx	5950 lx		250 mm	(9 13/16")
1220 lx	1280 lx	1320 lx	1360 lx		500 mm	(19 11/16")
535 lx	568 lx	579 lx	598 lx		750 mm	(29 1/2")
290 lx	308 lx	315 lx	327 lx		1000 mm	(39 3/8")

Black

2700 K	3000 K	4000 K	5000 K	24°		
5380 lx	5580 lx	5710 lx	5930 lx		250 mm	(9 13/16")
1200 lx	1270 lx	1340 lx	1330 lx		500 mm	(19 11/16")
522 lx	557 lx	588 lx	580 lx		750 mm	(29 1/2")
283 lx	302 lx	322 lx	316 lx		1000 mm	(39 3/8")

Voltage	Color	Color temperature	Wattage	Luminous flux	Luminous efficacy	Color rendering index CRI	R9	Item No.
V		K	W	lm	lm/W	R _a		
5 12 V	Silver colored	2700	1.0	70	70	90	>50	833.72.055
		3000	1.0	75	75	90	>50	833.72.056
		4000	1.0	78	78	90	>50	833.72.057
		5000	1.0	80	80	90	>50	833.72.058
	Black	2700	1.0	50	50	90	>50	833.72.075
		3000	1.0	53	53	90	>50	833.72.076
		4000	1.0	56	56	90	>50	833.72.077
		5000	1.0	60	60	90	>50	833.72.078

Dimensional data not binding. Dimensions in mm, inches are approximate. We reserve the right to alter specifications without notice.

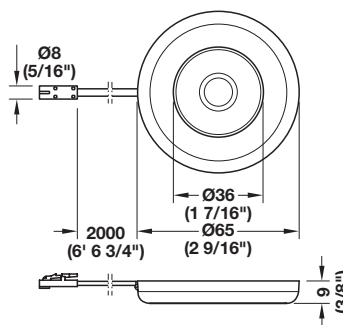


Surface mounted lights

Monochrome, Ø 65 mm (2 9/16")



Häfele Loox LED 2027



- > Dimmable: Yes
- > Material/Finish: Aluminum, silver colored, Plastic
- > Diameter: 65 mm (2 9/16")
- > Height: 9 mm (3/8")
- > Energy efficiency class: A+
- > Degree of protection: IP20
- > Number of LEDs: 27
- > Mounting: For screw fixing
- > Supplied with: 1 light with 2000 mm (78 3/4") lead, fixing materials



12 V 5 12 V

Loox5 12 V driver see page 124
Please order 6-piece adapter set 833.95.753 separately, see page 116.



Note

Loox lights and drivers are "Suitable for use within closet storage spaces"

3000 K	4000 K	5000 K		
867 lx	884 lx	918 lx	117°	250 mm (9 13/16")
216 lx	221 lx	229 lx		500 mm (19 11/16")
96 lx	98 lx	102 lx		750 mm (29 1/2")
54 lx	55 lx	57 lx		1000 mm (39 3/8")

Voltage V	Color temperature K	Wattage W	Luminous flux lm	Luminous efficacy lm/W	Color rendering index CRI R _a	Weighted energy consumpt. kWh/1000 h	Item No.
12 V	3000	2.6	190	73	85	2.86	833.72.050
	4000	2.6	208	80	85	2.86	833.72.051
	5000	2.6	218	84	85	2.86	833.72.052

Flexible surface mounted lights

Monochrome with USB

ILLUMINATING

EXTENDING

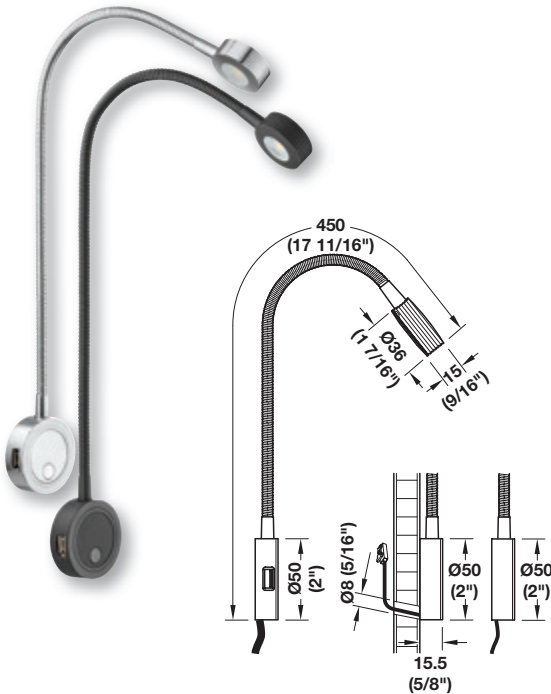
SWITCHING

NETWORKING

DISTRIBUTING

SUPPLYING

Häfele Loox LED 2034



4000 K	90°		
650 lx		250 mm	(9 13/16")
163 lx		500 mm	(19 11/16")
72 lx		750 mm	(29 1/2")
40 lx		1000 mm	(39 3/8")

- > Dimmable: Yes
- > Version: Integrated twin USB charging station 5 V / 2 A, integrated push switch for 2 brightness levels
- > Material: Aluminum
- > L x W: 450 x 50 mm (17 11/16" x 2")
- > Height: 15.5 mm (5/8")
- > Energy efficiency class: A+
- > Degree of protection: IP20
- > Number of LEDs: 3
- > Color temperature: 4000 K (cool white)
- > Wattage: Max. 17 W (light: 1.5)
- > Luminous flux: 105 lm
- > Luminous efficacy: 70 (lm/W)
- > Mounting: For screw fixing under magnetic cover
- > Supplied with: 1 light with 2000 mm (78 3/4") lead, including fixing materials

12 V **5 12 V** Loox5 12 V driver see page 124
Please order 6-piece adapter set 833.95.753 separately, see page 116.
Min. 20 W driver per light for optimum operation of the USB charging station.

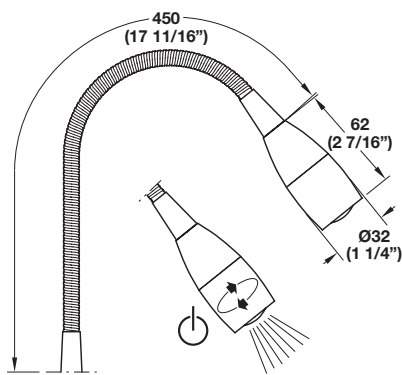
Note
Loox lights and drivers are "Suitable for use within closet storage spaces"

Voltage	Color rendering index CRI	Weighted energy consumpt.	Finish	Item No.
V	R _a	kWh/1000 h		
12 V	82	1.65	Black	833.74.097
			Chrome-plated	833.74.096

Flexible surface mounted lights

Monochrome

Häfele Loox LED 2018



Surface mounted

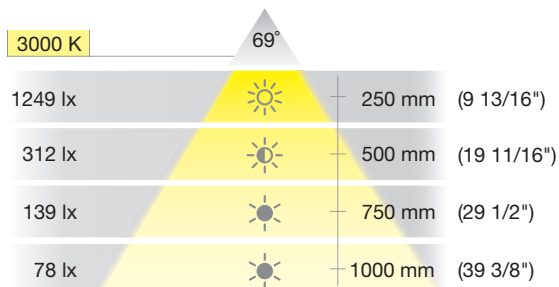
Recess mounted



Surface mounted



Recess mounted



- > Not dimmable
- > Version: With integrated rotary switch on light head
- > Material/Finish: Aluminum, silver colored anodized
- > Diameter: 32 mm (1 1/4")
- > Energy efficiency class: A
- > Degree of protection: IP20
- > Number of LEDs: 1
- > Color temperature: 3000 K
- > Wattage: 2 W
- > Luminous flux: 89 lm
- > Luminous efficacy: 45 lm/W
- > Mounting: Surface mounted or recess mounted
- > Drill hole Ø: 35 mm (1 3/8")
- > Supplied with: 1 LED light with 2000 mm (78 3/4") lead, fixing materials



12 V 5 12 V

Loox5 12 V driver see page 124

Please order 6-piece adapter set 833.95.753 separately, see page 116.

Voltage V	Color rendering index CRI R _a	Weighted energy consumpt. kWh/1000 h	Length mm	Installation	Item No.
12 V	81	2.20	545.5 (21 1/2")	Surface mounted	833.74.100
			526 (20 11/16")	Recessed	833.74.110



Note

Loox lights and drivers are "Suitable for use within closet storage spaces"

Flexible surface mounted lights

Monochrome

ILLUMINATING

EXTENDING

SWITCHING

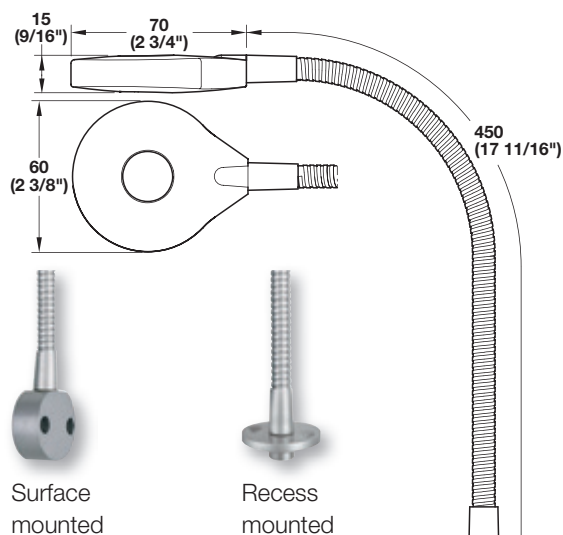
NETWORKING

DISTRIBUTING

SUPPLYING

Häfele Loox LED 3018

DIMMABLE
BY FINGER
TOUCH

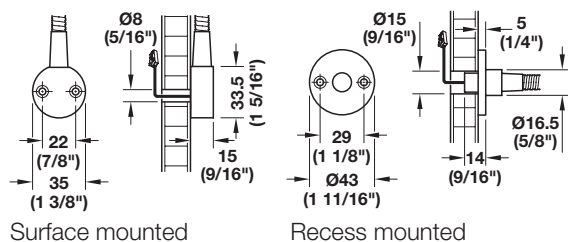


- > Dimmable: Yes
- > Version: With integrated dimmer on light head
- > Material/Color: Plastic, silver colored
- > Ø x L: 60 x 520 mm (2 3/8" x 20 1/2")
- > Energy efficiency class: A
- > Degree of protection: IP20
- > Number of LEDs: 30
- > Color temperature: 4000 K
- > Wattage: 2.8 W
- > Luminous flux: 165 lm
- > Luminous efficacy: 59 lm/W
- > Supplied with: 1 LED light with 2000 mm (78 3/4") lead, fixing materials



24 V 5 24 V

Loox5 24 V driver see page 125
Please order 6-piece adapter set 833.77.838 separately, see page 116.



4000 K 67°

1807 lx		250 mm (9 13/16")
452 lx		500 mm (19 11/16")
201 lx		750 mm (29 1/2")
113 lx		1000 mm (39 3/8")

Voltage V	Color rendering index CRI R _a	Weighted energy consumpt. kWh/1000 h	Installation	Silver Colored	Black
24 V	80	3.03	Surface mounted	833.77.001	833.77.004
			Recessed	833.77.000	-



Note

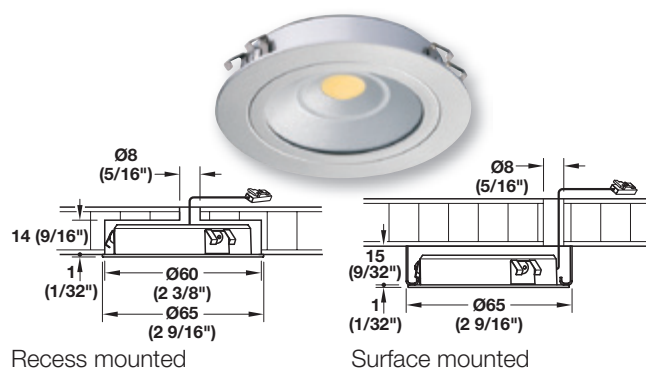

Loox lights and drivers are "Suitable for use within closet storage spaces"

Recess/surface mounted lights

Monochrome, drill hole Ø: 60 mm (2 3/8")



Häfele Loox LED 3010



Recess mounted

Surface mounted

2700 K	3000 K	4000 K		105°	
1240 lx	1240 lx	1325 lx			250 mm (9 13/16")
310 lx	310 lx	331 lx			500 mm (19 11/16")
138 lx	138 lx	147 lx			750 mm (29 1/2")
78 lx	78 lx	83 lx			1000 mm (39 3/8")



24 V 5 24 V

Loox5 24 V driver see page 125
Please order 6-piece adapter set
833.77.838 separately, see page 116.



Note

When switching on the light, the power consumption briefly rises to 5 W per light. Please note when selecting the driver and controls. Use only with Loox drivers. Loox lights and drivers are "Suitable for use within closet storage spaces"

- > Dimmable: Yes
- > Version: With frosted and clear glass covers
- > Material/Finish: Aluminum, silver colored anodized
- > Energy efficiency class: A+
- > Degree of protection: IP20
- > Number of LEDs: 1
- > Mounting: For mounting in drilled hole, for clamp or screw fixing
- > Drill hole Ø: 60 mm (2 3/8")
- > Supplied with: 1 light with glass clear/matt, 2000 mm (78 3/4") lead, fixing material



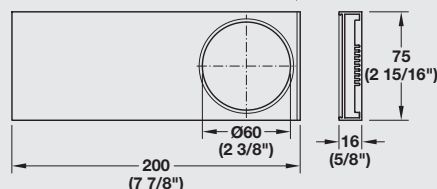
- > Surface mounted ring
- > Ø x H: Ø65 x 15 (2 9/16" x 9/16")
- > Material/Finish: Steel, silver colored

Item No.
833.77.730



- > Housing, for ring
- > Material/Finish: Steel, silver colored

Item No.
833.77.731



Voltage V	Color temp. K	Wattage W	Luminous flux lm	Luminous efficacy lm/W	Color rendering index CRI R _a	Weighted energy consumpt. kWh/1000 h	Item No.
24 V	2700	3.25	250	77	90	3.58	833.75.063
	3000	3.25	267	82	90	3.58	833.75.062
	4000	3.25	271	83	90	3.58	833.75.064

Surface mounted lights

Monochrome, Ø 180 mm (7 1/16")

ILLUMINATING



EXTENDING



SWITCHING



NETWORKING



DISTRIBUTING



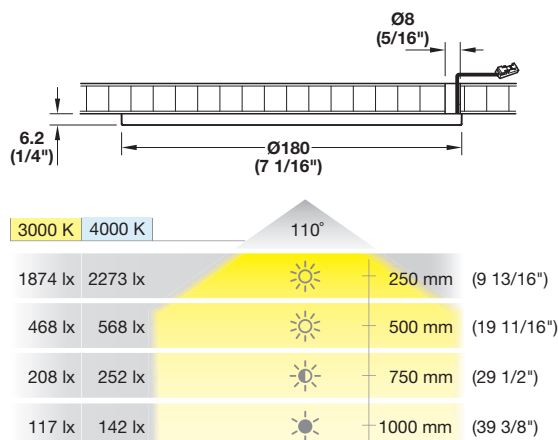
SUPPLYING



Häfele Loox LED 3023



EXTRA
SLIM



- > Dimmable: Yes
- > Material/Color: Plastic, silver colored
- > Height: 6.2 mm (1/4")
- > Energy efficiency class: A++
- > Degree of protection: IP20
- > Number of LEDs: 77
- > Mounting: For screw fixing
- > Supplied with: 1 light with 2000 mm (78 3/4") lead, fixing materials



Note

Use only with Loox drivers
Loox lights and drivers are "Suitable for use within closet storage spaces"



24 V 5 24 V

Loox5 24 V driver see page 125
Please order 6-piece adapter set 833.77.838 separately, see page 116.

Voltage V	Color temperature K	Wattage W	Luminous flux lm	Luminous efficacy lm/W	Color rendering index CRI R _a	Weighted energy consumpt. kWh/1000 h	Item No.
24 V	3000	4.8	362	75	82	5.50	833.77.130
	4000	4.8	408	85	82	5.50	833.77.131

Dimensional data not binding. Dimensions in mm, inches are approximate. We reserve the right to alter specifications without notice.

Surface mounted lights

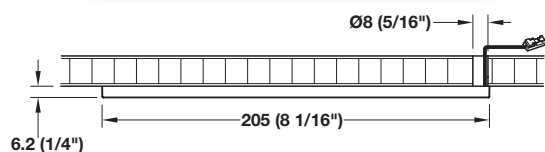

Monochrome, 205 x 205 mm (8 1/16" x 8 1/16")



Häfele Loox LED 3025



EXTRA
SLIM



- > Dimmable: Yes
- > Material/Color: Plastic, silver colored
- > L x W: 205 x 205 mm (8 1/16" x 8 1/16")
- > Height: 6.2 mm (1/4")
- > Energy efficiency class: A++
- > Degree of protection: IP20
- > Number of LEDs: 70
- > Mounting: For screw fixing
- > Supplied with: 1 light with 2000 mm (78 3/4") lead, fixing materials



Note

Use only with Loox drivers

Loox lights and drivers are "Suitable for use within closet storage spaces"



24 V 5 24 V

Loox5 24 V driver see page 125

Please order 6-piece adapter set 833.77.838 separately, see page 116.

3000 K	4000 K		110°		
2153 lx	2581 lx			250 mm	(9 13/16")
538 lx	645 lx			500 mm	(19 11/16")
239 lx	286 lx			750 mm	(29 1/2")
134 lx	161 lx			1000 mm	(39 3/8")

Voltage V	Color temperature K	Wattage W	Luminous flux lm	Luminous efficacy lm/W	Color rendering index CRI R _a	Weighted energy consumpt. kWh/1000 h	Item No.
24 V	3000	5.8	430	74	82	7.15	833.77.120
	4000	5.8	530	91	82	7.15	833.77.121

Surface mounted lights

Monochrome, Ø 65 mm (2 9/16")

ILLUMINATING

EXTENDING

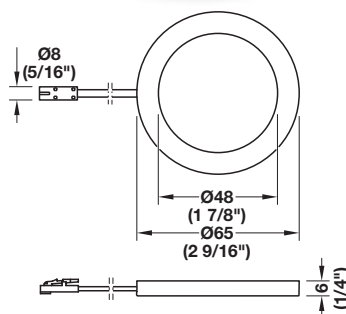
SWITCHING

NETWORKING

DISTRIBUTING

SUPPLYING

Häfele Loox LED 2050/3035



3000 K	4000 K	115°		
650 lx	700 lx		250 mm	(9 13/16")
165 lx	180 lx		500 mm	(19 11/16")
75 lx	80 lx		750 mm	(29 1/2")
40 lx	45 lx		1000 mm	(39 3/8")

- > Dimmable: Yes
- > Material/Color: Plastic, silver colored
- > Diameter: 65 mm (2 9/16")
- > Height: 6 mm (1/4")
- > Energy efficiency class: A+
- > Degree of protection: IP20
- > Number of LEDs: 8
- > Mounting: For screw fixing
- > Supplied with: 1 light with 2000 mm (78 3/4") lead, including fixing materials

Note
Loox lights and drivers are "Suitable for use within closet storage spaces"

12 V **5 12 V** Loox5 12 V driver see page 124
Please order 6-piece adapter set 833.95.753 separately, see page 116.

24 V **5 24 V** Loox5 24 V driver see page 125
Please order 6-piece adapter set 833.77.838 separately, see page 116.

Voltage V	Color temperature K	Wattage W	Luminous flux lm	Luminous efficacy lm/W	Color rendering index CRI R _a	Weighted energy consumpt. kWh/1000 h	Item No.
Häfele Loox LED 2050							
12 V	3000	2.5	170	68	90	2.75	833.74.040
	4000	2.5	180	72	90	2.75	833.74.041
Häfele Loox LED 3035							
24 V	3000	2.5	170	68	90	2.75	833.77.190
	4000	2.5	180	72	90	2.75	833.77.191



Surface mounted lights

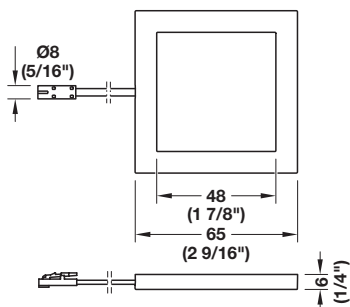
Monochrome, 65 x 65 mm (2 9/16" x 2 9/16")



Häfele Loox LED 2051/3036



EXTRA
SLIM
6 mm
(1/4")



3000 K	4000 K	115°		
750 lx	800 lx		250 mm	(9 13/16")
190 lx	210 lx		500 mm	(19 11/16")
85 lx	90 lx		750 mm	(29 1/2")
50 lx	50 lx		1000 mm	(39 3/8")

- > Dimmable: Yes
- > Material/Color: Plastic, silver colored
- > L x W: 65 x 65 mm (2 9/16" x 2 9/16")
- > Height: 6 mm (1/4")
- > Energy efficiency class: A+
- > Degree of protection: IP20
- > Number of LEDs: 8
- > Mounting: For screw fixing
- > Supplied with: 1 light with 2000 mm (78 3/4") lead, fixing materials



Note

Loox lights and drivers are "Suitable for use within closet storage spaces"



12 V 5 12 V

Loox5 12 V driver see page 124
Please order 6-piece adapter set 833.95.753 separately, see page 116.

24 V 5 24 V

Loox5 24 V driver see page 125
Please order 6-piece adapter set 833.77.838 separately, see page 116.

Voltage V	Color temperature K	Wattage W	Luminous flux lm	Luminous efficacy lm/W	Color rendering index CRI R _a	Weighted energy consumpt. kWh/1000 h	Item No.
Häfele Loox LED 2051							
12 V	3000	2.5	190	76	90	2.75	833.74.030
	4000	2.5	200	80	90	2.75	833.74.031
Häfele Loox LED 3036							
24 V	3000	2.5	190	76	90	2.75	833.77.180
	4000	2.5	200	80	90	2.75	833.77.181

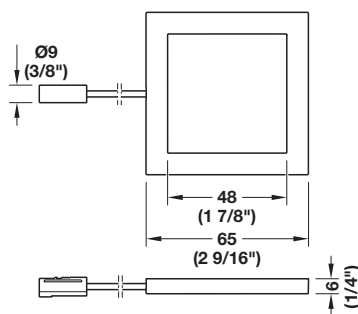
Surface mounted lights

RGB, 65 x 65 mm (2 9/16" x 2 9/16")

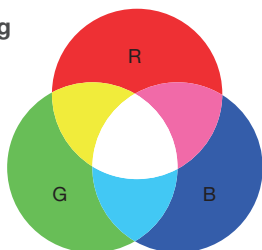
Häfele Loox5 LED 2081 / 3081



EXTRA
SLIM
6 mm
(1/4")



Color mixing



- > Material: Plastic
- > L x W: 65 x 65 mm (2 9/16" x 2 9/16")
- > Height: 6 mm (1/4")
- > Degree of protection: IP20
- > Refraction angle: 115°
- > Mounting: For screw fixing
- > Supplied with: 1 light with 2000 mm (78 3/4") lead, fixing materials



5 12V

Loox5 12 V driver see page 124

5 24V

Loox5 24 V driver see page 125



Note

Loox lights and drivers are "Suitable for use within closet storage spaces"



Color control only via 6-way distributor Häfele Connect Mesh with RGB adapter and remote control or smartphone. Please order separately, see Networking, page 95.

RGB lights

- > Mix any combination of intensive light colors
- > Creative decorative effects
- > Create an invigorating or relaxing atmosphere

Voltage V	Number of LEDs	Color temp. K	Wattage W	Luminous flux lm	Luminous efficacy lm/W	Weighted energy consumpt. kWh/1000 h	Item No.
5 12V	Häfele Loox5 LED 2081						
	6	RGB	0.7	20	29	0.77	833.74.127
5 24V	Häfele Loox5 LED 3081						
	6	RGB	0.7	20	29	0.77	833.77.230

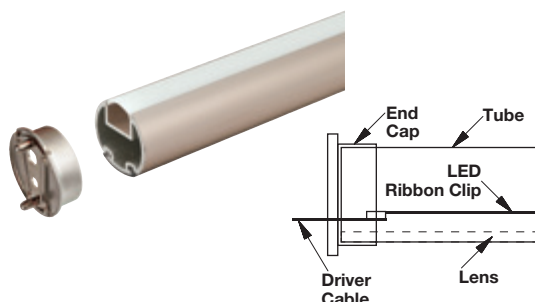
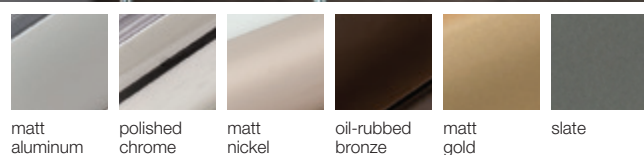
Elite wardrobe tube profiles

Aluminum

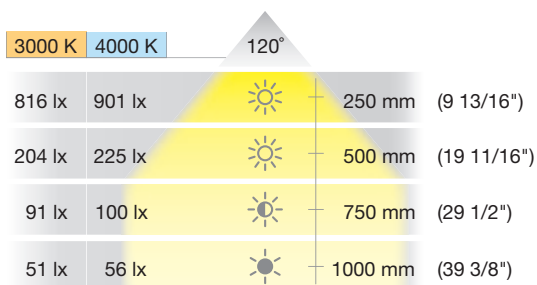


Häfele Loox LED 2037

IP20



- > CRI 90 lights are Title 24 compliant
- > CRI 90 lights offer more vibrant, true color rendering than lower CRI products
- > A great way to brighten up your closet space
- > 2 color temperatures available
- > 6 finishes to choose from
- > Comes ready to install
- > Tube is cut 6 mm (1/4") shorter than nominal size to allow room for end caps and driver cable exit
- > Degree of protection: IP20



Note

Position cable around and out of tube between lens and end cap or through end cap exit hole.

Loox lights and drivers are "Suitable for use within closet storage spaces"



12 V 5 12 V

Loox5 12 V driver see page 124

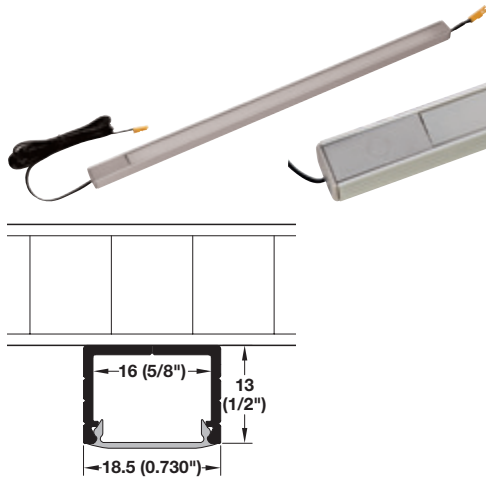
Please order 6-piece adapter set 833.95.753 separately, see page 116.

Matt aluminum	833.71.032	833.71.033	833.71.034	833.71.035	833.71.024	833.71.025	833.71.026	833.71.027
Polished chrome	833.71.064	833.71.065	833.71.066	833.71.067	833.71.056	833.71.057	833.71.058	833.71.059
Matt nickel	830.28.780	830.28.781	830.28.782	830.28.783	830.28.785	830.28.786	830.28.787	830.28.788
Oil-rubbed bronze	833.71.048	833.71.049	833.71.050	833.71.051	833.71.040	833.71.041	833.71.042	833.71.043
Matt gold	833.71.916	833.71.917	833.71.918	833.71.919	833.71.912	833.71.913	833.71.914	833.71.915
Slate	830.28.810	830.28.811	830.28.812	830.28.813	830.28.814	830.28.815	830.28.816	830.28.817
Light Color (K)	3000 (warm white)				4000 (cool white)			
Length	457 (18")	610 (24")	762 (30")	915 (36")	457 (18")	610 (24")	762 (30")	915 (36")
Wattage	1.8	2.4	3.1	3.7	1.8	2.4	3.1	3.7
Lumen	146	195	243	292	146	195	243	292
CRI	90*							
Material	Aluminum							
Supplied with	Tube, lens, Loox 2037 flexible strip light, 2000 mm (78 3/4") driver cable, 2 end caps							

Surface mounted strip lights

With inline dimmer switch

Häfele Loox LED 2029



- > CRI 90 lights are Title 24 compliant
- > CRI 90 lights offer more vibrant, true color rendering than lower CRI products
- > Life time: 30,000 hours
- > Supplied ready to install
- > Optimal lengths for installing under your wall cabinets to brighten up your countertop workspace
- > Linkable to other light bars refer to page 74



12 V 5 12 V

Loox5 12 V driver see page 124
Please order 6-piece adapter set 833.95.753 separately, see page 116.



Note

Loox lights and drivers are "Suitable for use within closet storage spaces"

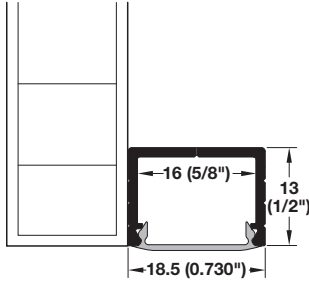
3000 K 4000 K 120°

2090 lx	2215 lx		250 mm	(9 13/16")
522 lx	554 lx		500 mm	(19 11/16")
232 lx	246 lx		750 mm	(29 1/2")
130 lx	138 lx		1000 mm	(39 3/8")

Light Color (K)	3000 (warm white)				4000 (cool white)			
Lumen per watt	85							
CRI	90*							
Item No.	833.73.530	833.73.532	833.71.213	833.73.534	833.73.550	833.73.552	833.71.218	833.73.554
Length	152 (6")	229 (9")	305 (12")	381 (15")	152 (6")	229 (9")	305 (12")	381 (15")
Wattage	0.7	1.5	2.4	2.9	0.7	1.5	2.4	2.9
LEDs	9	18	27	36	9	18	27	36
Lumen	62	124	186	249	62	124	186	249
Item No.	833.73.536	833.73.538	833.71.214	833.73.540	833.73.556	833.73.558	833.71.219	833.73.562
Length	457 (18")	533 (21")	610 (24")	686 (27")	457 (18")	533 (21")	610 (24")	686 (27")
Wattage	3.7	4.4	5.4	5.9	3.7	4.4	5.4	5.9
LEDs	45	54	63	72	45	54	63	72
Lumen	311	373	435	497	311	373	435	497
Item No.	833.71.215	833.73.542	833.71.216	833.73.544	833.71.220	833.73.564	833.71.221	833.73.566
Length	762 (30")	832 (33")	915 (36")	991 (39")	762 (30")	832 (33")	915 (36")	991 (39")
Wattage	6.8	7.3	8.3	8.8	6.8	7.3	8.3	8.8
LEDs	81	90	99	108	81	90	99	108
Lumen	559	622	683	746	559	622	683	746
Item No.	833.71.217		833.73.546		833.71.222		833.73.568	
Length	1067 (42")		1143 (45")		1067 (42")		1143 (45")	
Wattage	9.7		10.2		9.7		10.2	
LEDs	117		126		117		126	
Lumen	807		870		807		870	
Material	Aluminum, clear anodized; Lens: milk							
Supplied with	2000 mm (78 3/4") driver connection cable with integrated switch, 100 mm (4") female mini driver cable, mounting brackets, screws, two-sided mounting tape							

Surface mounted drawer lights

Häfele Loox LED 2037



- > CRI 90 lights are Title 24 compliant
- > CRI 90 lights offer more vibrant, true color rendering than lower CRI products
- > Life time: 30,000 hours
- > Supplied ready to install
- > Optimal lengths for installing behind face frames in drawer applications



12 V 5 12 V

Loox5 12 V driver see page 124
Please order 6-piece adapter set 833.95.753 separately, see page 116.



Note

Loox lights and drivers are "Suitable for use within closet storage spaces"



> Optional brackets for frameless cabinet mounting

Version

Light bar clip
Surface mount clip

Item No.

260.26.932
260.26.934

3000 K	4000 K	120°		
816 lx	901 lx		250 mm	(9 13/16")
204 lx	225 lx		500 mm	(19 11/16")
91 lx	100 lx		750 mm	(29 1/2")
51 lx	56 lx		1000 mm	(39 3/8")

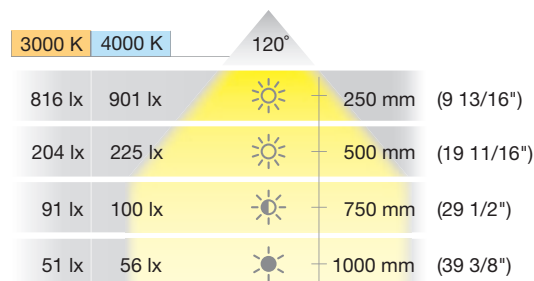
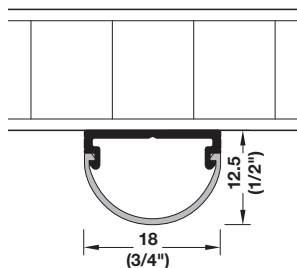
Light Color (K)	4000 (cool white)			3000 (warm white)		
Lumen per watt	85			80		
CRI	90*			90*		
Item No.	833.71.310	833.71.311	833.71.312	833.71.320	833.71.321	833.71.322
Length	229 (9")	305 (12")	381 (15")	229 (9")	305 (12")	381 (15")
Wattage	0.8	1.1	1.4	0.8	1.1	1.4
LEDs	24	33	42	24	33	42
Lumen	68	94	119	64	88	112
Item No.	833.71.313	833.71.314	833.71.315	833.71.323	833.71.324	833.71.325
Length	457 (18")	533 (21")	610 (24")	457 (18")	533 (21")	610 (24")
Wattage	1.7	2.0	2.3	1.7	2.0	2.3
LEDs	51	60	69	51	60	69
Lumen	145	170	196	136	160	184
Item No.	833.71.316	833.71.317	833.71.318	833.71.326	833.71.327	833.71.328
Length	686 (27")	762 (30")	832 (33")	686 (27")	762 (30")	832 (33")
Wattage	2.6	2.9	3.2	2.6	2.9	3.2
LEDs	78	87	96	78	87	96
Lumen	221	247	272	208	232	256
Item No.	833.71.319			833.71.329		
Length	915 (36")			915 (36")		
Wattage	3.5			3.5		
LEDs	105			105		
Lumen	298			280		
Material	Aluminum, clear anodized; Lens: milk					
Supplied with	50 mm (2") male mini driver cable, mounting brackets					

Surface mounted drawer light

With IR sensor



Häfele Loox LED 2037



- > CRI 90 lights are Title 24 Compliant
- > CRI 90 lights offer more vibrant, true color rendering than lower CRI products
- > Lifetime: 30,000 hours
- > Supplied ready to install
- > Optimal lengths for installing behind face frames and in frameless cabinets for drawer applications (brackets required)
- > W x H: 18 x 12.5 mm (3/4" x 1/2")



12 V 5 12 V

Loox5 12 V driver see page 124

Please order 6-piece adapter set 833.95.753 separately, see page 116.



Note

Loox lights and drivers are "suitable for use within closet storage spaces"



Drawer light bar clip

- > Optional brackets for frameless cabinet mounting

Item No.

260.26.933

Light Color (K)	4000 (cool white)			3000 (warm white)		
	85			80		
Lumen per watt	90*			90*		
CRI	90*			90*		
Item No.	833.73.811	833.73.608	833.73.600	833.73.810	833.73.609	833.73.604
Length	250 (10")	330 (13")	406 (16")	250 (10")	330 (13")	406 (16")
Wattage	0.73	1.03	1.33	0.73	1.03	1.33
LEDs	21	30	39	21	30	39
Lumen	60	85	111	56	80	104
Item No.	833.73.601	833.73.602	833.73.603	833.73.605	833.73.606	833.73.607
Length	559 (22")	711 (28")	864 (34")	559 (22")	711 (28")	864 (34")
Wattage	1.93	2.53	3.13	1.93	2.53	3.13
LEDs	60	75	96	60	75	96
Lumen	170	213	272	160	200	256
Material	Aluminum, clear anodized; Lens: milk					
Supplied with	2000 mm (78 3/8") cable, mounting brackets					

Bath fixtures

ILLUMINATING



EXTENDING



SWITCHING



NETWORKING



DISTRIBUTING



SUPPLYING



Häfele multi-functional mirror



IP44



Touch Control Icons:



- > Make-up lighting, mood lighting, demister to prevent the mirror from steaming up and a sound system in one product
- > Pre-configured mirror unit is easy to install
- > Integrated touch switch on mirror surface allows for easy cleaning
- > Demister stand-by after 45 min.

- > Lighting a front color temperature/color rendering index: 2700/4000 K, >90 Memory function for previously selected mirror color.
- > Background lighting color temperature/color rendering index: 2700 K, >90
- > Nominal voltage: DC 12 V
- > Input voltage: 100–240 V; 50–60 Hz
- > Designer touch switch blue, warm white, red stand-by/Operation:
- > Sound system/password: Bluetooth® sound transducer, 0000
- > Material: Mirror: Glass, LED profile: Aluminum
- > Mounting: Vertically or horizontally
- > Supplied with: Drilling template, connection lead for 90° AC plug, z-bracket, fixing material



Note

The mirror is equipped with built-in LED lights that cannot be replaced. LED lights energy efficiency: Class A

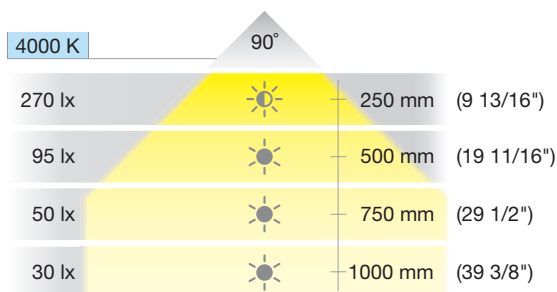
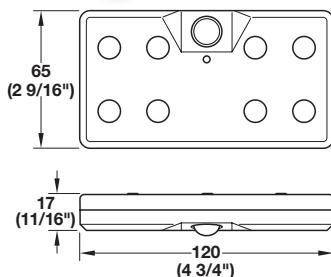
W x H x D	Lumen	Wattage	Item No.
900 x 600 x 54 (35 7/16" x 23 5/8" x 2 1/8")	1080	95	983.19.510
900 x 900 x 54 (35 7/16" x 35 7/16" x 2 1/8")	1300	102	983.19.520
1200 x 900 x 54 (47 1/4" x 35 7/16" x 2 1/8")	1560	111	983.19.530

Surface mounted light

Battery-operated light, monochrome, 120 x 65 mm (4 3/4" x 2 9/16")



Häfele Loox LED 9004



- > Version: With motion detector, twilight switch with built-in rechargeable lithium-ion battery
- > Material/Color: Plastic, silver colored
- > L x W: 120 x 65 mm (4 3/4" x 2 9/16")
- > Height: 17 mm (11/16")
- > Energy efficiency class: A++
- > Degree of protection: IP20
- > Number of LEDs: 8
- > Sensor range: 0–2000 mm (0–78 3/4")
- > Sensor angle: 120°
- > Delay time: 30 sec.
- > Operating time: 8 hrs.
- > Charging time: 3 hrs.
- > Two operating modes: Motion: permanently active motion detector
Auto: motion detector active with residual brightness of <5 lx
- > Mounting: Mounting plate for screw fixing; light for sliding on
- > Supplied with: 1 light with mounting plate for screw fixing and 0.8 m micro-USB cable



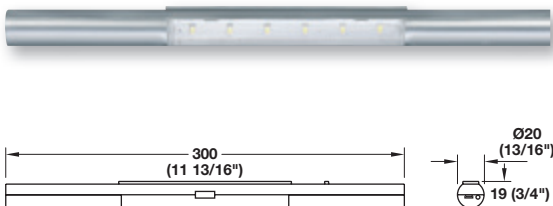
The light can be recharged using the supplied micro-USB cable

Color temperature K	Wattage W	Luminous flux lm	Luminous efficacy lm/W	Color rendering index CRI R _a	Item No.
4000	0.8	55	69	>90	833.87.021

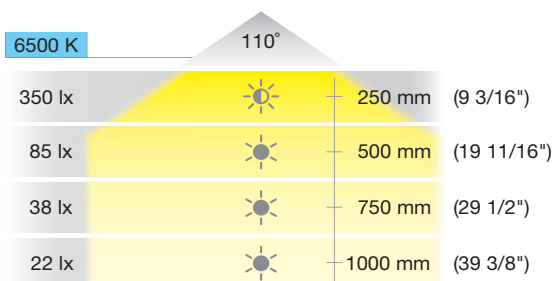
Drawer light


Battery-operated light, monochrome length 300 mm (11 13/16")

Häfele Loox LED 9005



- > Version: With automatic shut-off
- > Material: Plastic
- > Diameter: 20 mm (13/16")
- > Length: 300 mm (11 13/16")
- > Degree of protection: IP20
- > Number of LEDs: 6
- > Operating time: 6 hrs.
- > Charging time: 3–4 hrs.
- > 2 operating modes:
 1. Door sensor switch (factory setting): Door open, light on – door closed, light off. Energy-saving mode after 30 seconds: LED flashes 2 to 3 times and then turns off.
 2. Sensor switch: Manual on/off switching at the sensor
- > Mounting: The light is slid onto the mounting plate
- > Supplied with: 1 light with mounting plate for screw fixing and 0.8 m (31 1/2") micro-USB cable



 The light can be recharged using the supplied micro-USB cable

Color temperature K	Wattage W	Luminous flux lm	Luminous efficacy lm/W	Color rendering index CRI R _a	Color	Item No.
6500	0.6	51	85	82	Silver color lacquered	833.87.020

Dimensional data not binding. Dimensions in mm, inches are approximate. We reserve the right to alter specifications without notice.

