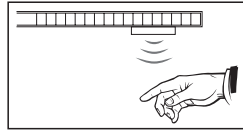




12 V  
System



2

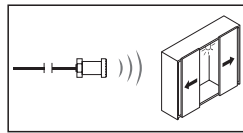


### Sensor Switch

- Touchless on/off switching
- Drill hole Ø x Length: 12 x 48.5 mm (1/2" x 1 7/8")
- Contact rating (W): 0 – 75
- Sensor range: 0 – 80 mm (3 1/8")
- Length: 60 mm (2 3/8")
- Wattage: 0.3 – 30
- Cable length: 2 m (78 3/4")

Material: Plastic

Color	Item No.
silver colored	833.89.070



### Door Sensor Switch

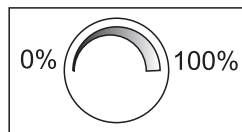
- Door open – light on
- Door closed – light off
- Drill hole Ø x Length: 12 x 48.5 mm (1/2" x 1 7/8")
- Contact rating (W): 0 – 75
- Sensor range: 0 – 80 mm (3 1/8")
- Length: 60 mm (2 3/8")
- Wattage: 0.3 – 30
- Cable length: 2 m (78 3/4")

Material: Plastic

Color	Item No.
silver colored	833.89.071

#### Note

Use motion detector with sliding door



### Dimmer


- For touch and touch-free switching on and off and adjusting light output
- Sensor range: 0 – 80 mm (0" – 3 1/8")
- Length: 60 mm (2 3/8")
- Wattage: 0.3 – 30
- Cable length: 2 m (78 3/4")

Material: Plastic; Color: silver colored

	Drill hole Ø x Length	Contact rating (W)	Item No.
Touch-Free	12 x 48.5 (1/2" x 1 7/8")	0.3 – 75	833.89.073
Touch	13 x 60 (1/2" x 2 3/8")	0.3 – 30	833.89.043

#### Note

Touch has blue LED indicator.  
Cannot be used in combination with multi switch boxes.



### Motion Detector

- Automatic on/off switching
- Drill hole Ø x Length: 12 x 49.7 mm (1/2" x 1 7/8")
- Contact rating (W): 0 – 75
- Sensor range: 0 – 3000 mm (118 1/8")
- Delay time (seconds): approx. 30
- Length: 60 mm (2 3/8")
- Wattage: 0.3 – 30
- Cable length: 2 m (78 3/4")

Material: Plastic

Color	Item No.
silver colored	833.89.072



### Mechanical Door Push Switch

- Door open – light on
- Door closed – light off

Material: Plastic

Color	Item No.
black	833.89.045