

EKU Clipo 25 GR 20/20 Inside Set

	Item No.
For 2 doors	401.62.102

Supplied With

Screws
Mounting instructions

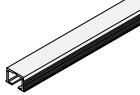
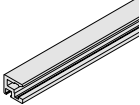
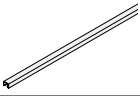
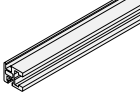
Note

The complete fitting set is always delivered without running and guide rails, please order separately.

Set Components

Description	Qty.
Running gear, for outer and inner door	4 pcs.
Mounting screw, for running gear	4 pcs.
Suspension, for running gear	4 pcs.
Guide, for mounting in drilled holes	2 pcs.
Frame mounting angle	2 sets
Stopper, with retaining spring	4 pcs.
Track end piece	4 pcs.

Individual Components

	Description	Material	Finish/Color	Length	Item No.
	Single upper running track, with screw holes	Aluminum	bright	2.5 m (8' 2 7/16")	405.00.202
				3.5 m (11' 5 13/16")	405.00.203
	Glass frame profile, for upper and vertical glass frame	Aluminum anodized	silver	2.5 m (8' 2 7/16")	401.64.902
				3.5 m (11' 5 13/16")	401.64.903
	Glass fixing profile	Plastic	gray	2.5 m (8' 2 7/16")	401.65.526
	Glass frame profile, 20 x 20 mm (3/4" x 3/4"), for lower glass frame	Aluminum anodized	silver	2.5 m (8' 2 7/16")	401.66.902
				3.5 m (11' 5 13/16")	401.66.903
	Milling jig, for assembly of aluminum framed door	Resin bonded fabric	-	-	401.80.000

Dimensional data not binding. We reserve the right to alter specifications without notice.