

EKU Combino L 40 Set

	Item No.
For 1 door	403.31.000
For 2 doors	403.31.001
For 3 doors	403.31.002



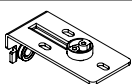
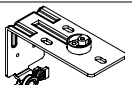
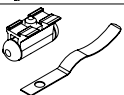



Supplied With

Mounting instructions

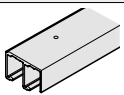

Note

The complete fitting set is always delivered without running and guide rails, please order separately. Door heights of 1500 – 2000 mm (59" – 78 3/4") are only possible in combination with Soft Close.

Set Components

	Description	Material	Finish/Color	Qty. for 1 door	Qty. for 2 doors	Qty. for 3 doors
	Running gear, for inner door, screw-mounting	Steel	galvanized	–	2 pcs.	2 pcs.
	Running gear, for outer door, screw-mounting	Steel	galvanized	2 pcs.	2 pcs.	4 pcs.
	Guide roller, for inner door, screw-mounting	Plastic	gray	–	2 pcs.	2 pcs.
	Guide roller, for outer door, screw-mounting	Plastic	gray	2 pcs.	2 pcs.	4 pcs.
	Bottom door stopper, with spring	Steel	galvanized	2 pcs.	4 pcs.	4 pcs.
	Top door stop	Steel	galvanized	2 pcs.	4 pcs.	4 pcs.
	Door follower	Plastic	white	–	1 pc.	2 pcs.
	Buffer	Rubber	black	–	–	3 pcs.

Individual Components

	Description	Material	Finish	Length	Item No.
	Double bottom running track, screw-mounting	Aluminum	silver colored anodized	2.5 m (8' 2 7/16")	403.32.926
				3.5 m (11' 5 13/16")	403.32.936
	Double top guide track, without miter cuts, screw-mounting	Aluminum	silver colored anodized	2.5 m (8' 2 7/16")	403.33.926
				3.5 m (11' 5 13/16")	403.33.936

Dimensional data not binding. We reserve the right to alter specifications without notice.