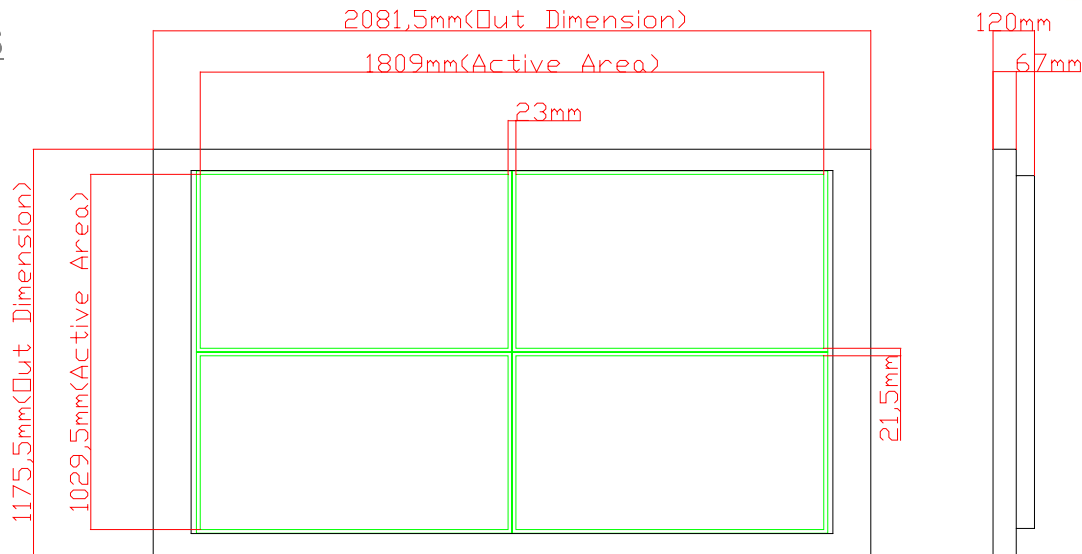


DVW4000-Type 2x2

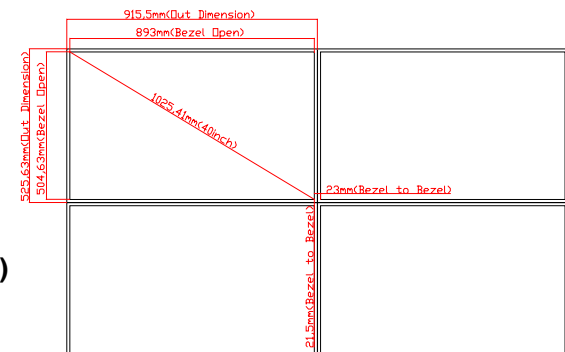
DRAWINGS



SPECIFICATION

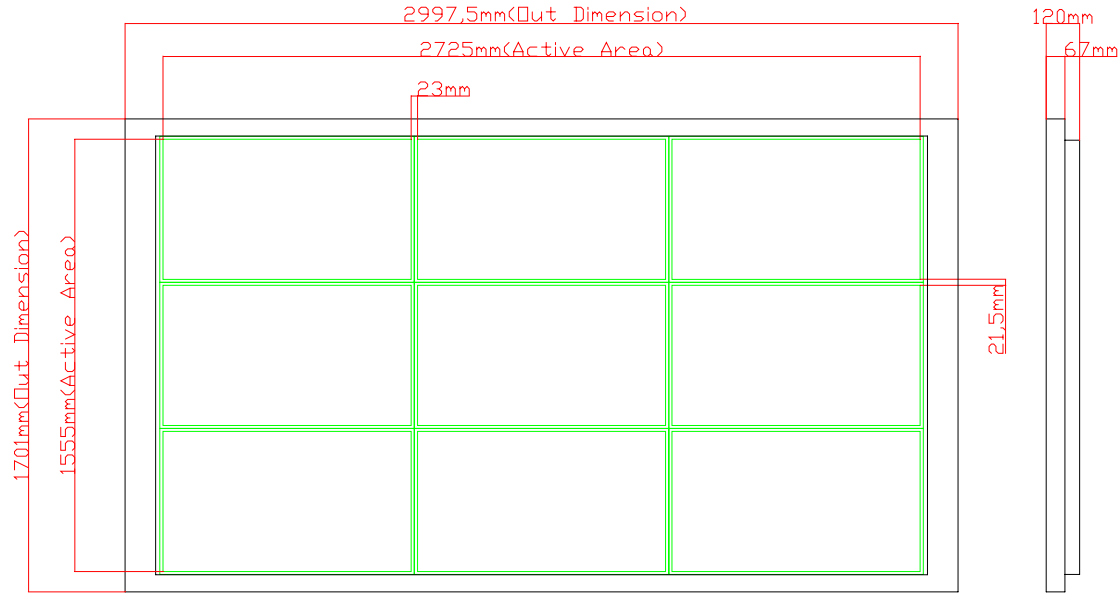
- LCD Driver element : a-Si TFT active matrix
- Resolution : WXGA (1366x768 pixels)
- Pixel pitch : 0.648(H) x 0.216(W) mm
- Display colors : 16.7M(8bits true)
- Brightness : 700cd/m²
- Contrast Ratio : 1200:1
- Viewing Angle [°,U/D/L/R] : 176x176
- Response time : 8ms
- Control : RS232C
- Power consumption : 1,040W
- Dimension(WxHxD) : 2081.5mm x 1175.5mm x 120mm
- Weight(Approx) : 87 kg
- Input Source : NTSC or PAL(4 Inputs) / PC RGB (1 input)
- Operating Temperature : 0°C~50°C

SEAM SIZE



DVW4000-Type 3x3

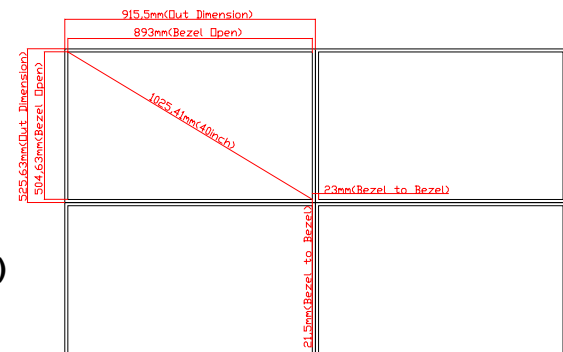
DRAWINGS



SPECIFICATION


- LCD Driver element : a-Si TFT active matrix
- Resolution : WXGA (1366x768 pixels)
- Pixel pitch : 0.648(H) x 0.216(W) mm
- Display colors : 16.7M(8bits true)
- Brightness : 700cd/m2
- Contrast Ratio : 1200:1
- Viewing Angle [°,U/D/L/R] : 176x176
- Response time : 8ms
- Control : RS232C
- Power consumption : 2,340W
- Dimension(WxHxD) :
2997.5mm x 1701.0mm x 120mm
- Weight(Approx) : 184 kg
- Input Source : NTSC or PAL(8 Inputs)
/ PC RGB (1 input)
- Operating Temperature : 0℃~50℃

SEAM SIZE



DVW4000-Type 4x4

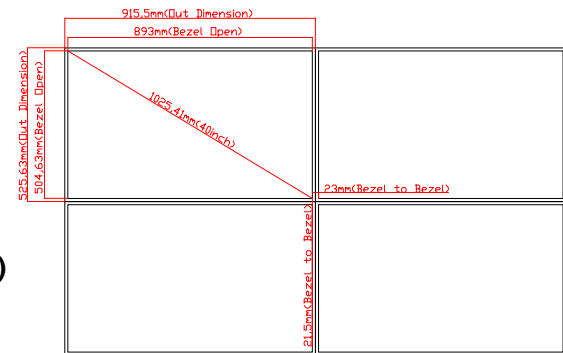
DRAWINGS



SPECIFICATION

- LCD Driver element : a-Si TFT active matrix
- Resolution : WXGA (1366x768 pixels)
- Pixel pitch : 0.648(H) x 0.216(W) mm
- Display colors : 16.7M(8bits true)
- Brightness : 700cd/m2
- Contrast Ratio : 1200:1
- Viewing Angle [°,U/D/L/R] : 176x176
- Response time : 8ms
- Control : RS232C
- Power consumption : 2,340W
- Dimension(WxHxD) :
3913.5mm x 2226.5mm x 120mm
- Weight(Approx) : 318 kg
- Input Source : NTSC or PAL(8 Inputs)
/ PC RGB (1 input)
- Operating Temperature : 0℃~50℃

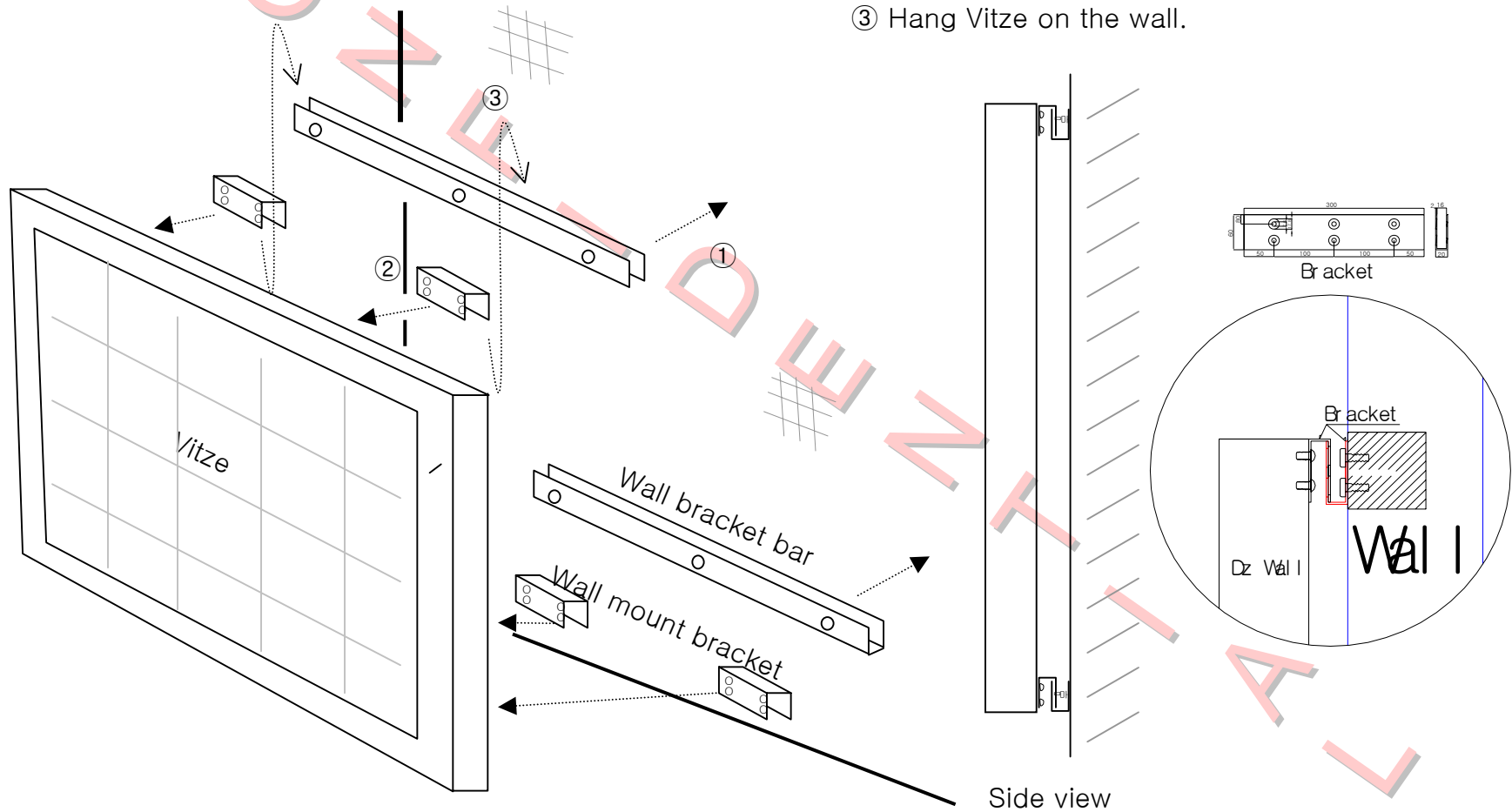
SEAM SIZE



Wall mount bracket

Installation manual

- ① Drive Wall bracket bars into the wall.
- ② Drive Wall mount brackets into Vitze.
- ③ Hang Vitze on the wall.



Wheel Stand

