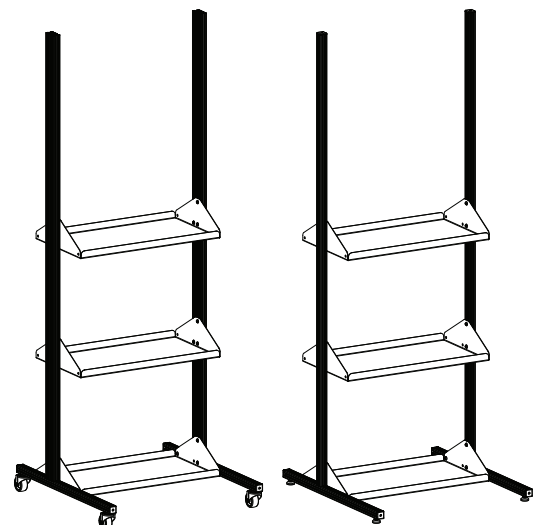
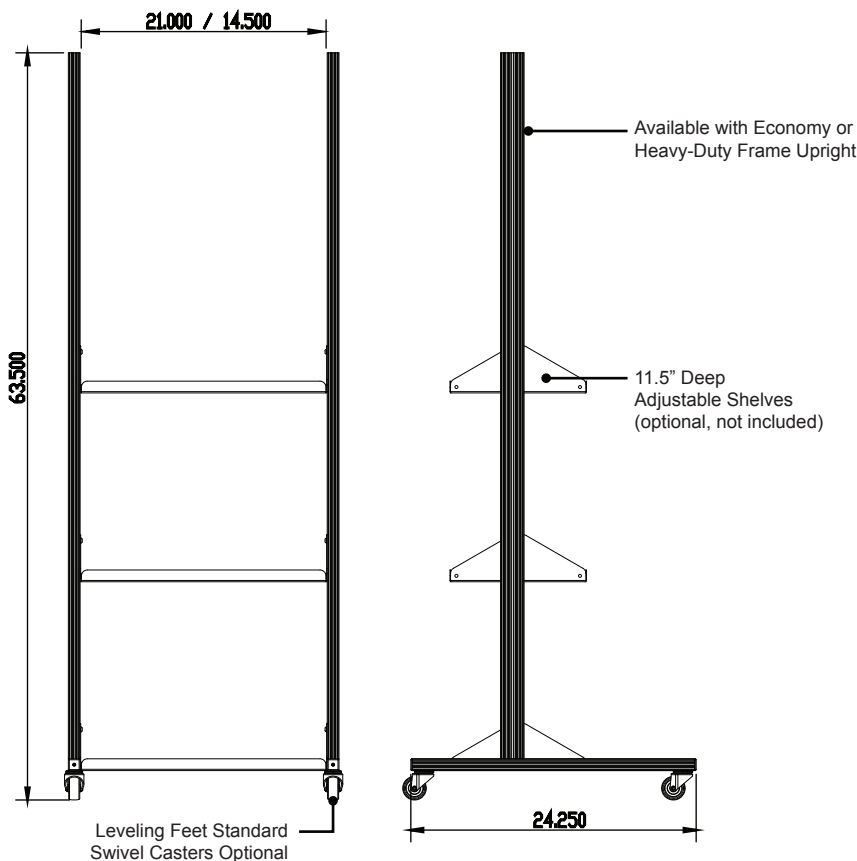


## PORTABLE DOSING PANEL STAND

SKD skid stands are an ideal mounting solution for AgrowDose™ modular dosing panels in applications requiring mobility or where wall mounting is not possible such as in the middle of a greenhouse or factory floor. Stands are aluminum construction available in an economy light-weight or heavy-duty option, and are equipped with leveling feet or can be upgraded to include swivel casters for mobility.

Stands can have up to three adjustable height stainless-steel shelves added for holding chemical containers. Each shelf is 11-1/2" deep and can hold up to 70 lbs.

*A minimum of 1 shelf is recommended near the base for frame rigidity.*



HEAVY-DUTY  
SHOWN WITH CASTERS

ECONOMY  
SHOWN WITH FEET

### Ordering Options

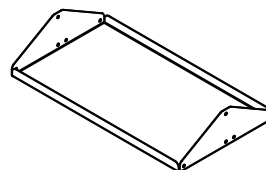
SKD - H C

Blank: Feet  
C: Casters

E: Economy Frame  
H: Heavy Duty Frame

### Optional Accessories

#### Skid Stand Shelf Kits



SKD-145  
SKD-210

Shelves can be mounted at any height including at the base for extra stand rigidity. Shelf kits include four t-slot nuts and bolts.

14.5" Shelf (1 & 2 Pump Panels)  
21.0" Shelf (4 & 5 Pump Panels)