

FLIR Thermal Imaging Cameras for Building Diagnostics



E-Series





E-Series bx



T-Series bx


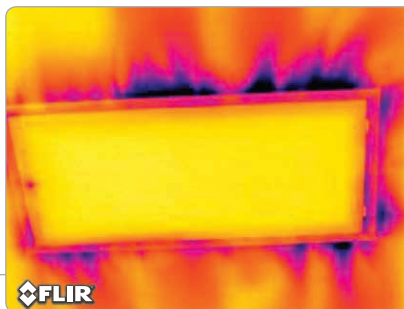
Thermal Imaging: A Powerful Tool for Building Inspection and Diagnosis

FLIR thermal cameras are must-have tools for building inspections. They help you see things you just can't visualize with other tools, like wet areas, missing insulation, air leaks, animal and insect infestations, and a broad range of HVAC uses. But most important of all is how the imagery helps you to explain to customers and coworkers where and what the problems are. In this case, a picture can be worth a thousand words.



Which Camera is Right for You?

FLIR has a broad range of cameras with special features for building inspection users. Which camera you choose will depend partly on what kind of work you plan to do, and what kind of reporting needs you have. In many building applications, a wide field of view is useful for scanning walls in small rooms. In cases where you might have an associate or a customer following you during inspections, wireless connectivity to an iPad can let them see what you see while you move about. In some situations, you may need enough thermal resolution to meet RESNET standards, and high thermal sensitivity can be very important features for some building inspection applications. We have cameras with features to meet all these needs. We can help, so give us a call if you have questions.



Thermal imaging used in conjunction with blower door pressurization accentuates air leak patterns and other energy efficiency issues.

Visit www.flir.com, or call 866.477.3687

*The thermal images shown are for illustrative purposes only, and may not have been taken by the camera series depicted.

MSX: A Bold New Form of Thermal Imaging

If you plan to share saved images with customers or co-workers, a thermal image alone isn't always enough to help them understand what they're seeing. That's why FLIR developed MSX® Multi-Spectral Dynamic Imaging to bring together the best of both spectrums in a striking, innovative way. Now onboard the full line of new FLIR E-Series and T-Series cameras, MSX instantaneously generates a definitive, all-in-one thermal picture that easily orients you to the location of the problem as soon you see it on the screen or in a report. No more guesswork or messing around with extra photos.

Why You Need MSX


Key details apparent to the naked eye like numbers, labels, signage, and structural features can get lost in a regular thermal image, often requiring a separate digital photo to reference the location of the temperature issue you've found. Thermal imagers of the past have featured ways to blend or insert a portion of a thermal image into a visible light picture. But these modes have only provided a partial solution and typically take extra time to dial in and interpret. They also tend to dilute or obscure the thermal view of the scene.




What Makes It Unique

MSX is completely different. Using FLIR's patented algorithm, MSX extracts the high-contrast highlights from the built-in visible camera's image and then virtually etches the skeletonized details onto the entire corresponding FLIR infrared image in real time. The result: totally recognizable thermal video and snapshots integrated with all the texture, depth and definition you need to isolate the problem in one simple picture.


Without MSX




With MSX



Without MSX




With MSX



Thermal Imaging for Building Diagnostics

FLIR infrared cameras give you the power to make the invisible visible. With thermal imaging, you can see, detect, and document telltale temperature differences that show moisture damage, missing insulation, air drafts, nests in walls, and more.

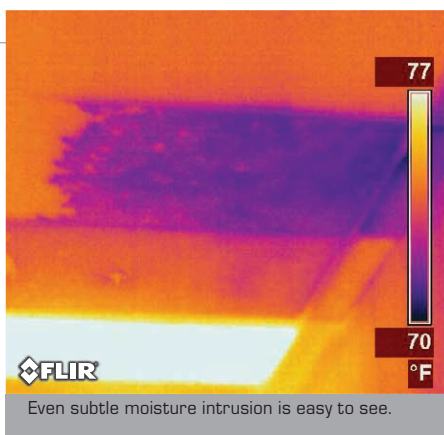
Thermal imagers from FLIR can help you find hidden building problems faster than any other technology, and produce customized reports to justify and validate the quality of repair work.



Missing insulation shows up clearly.

Missing Insulation


Locate poor insulation quickly by detecting and comparing differences with surrounding areas.



Even subtle moisture intrusion is easy to see.

Water Damage


Find and fix hidden water damage quickly before small problems become big, expensive ones, and document proof of your repairs.



Colder air leaking out through window sill.


Air Leaks

Detect air leaks around windows, doors, and other structures. Repairing them saves energy and money.




Electrical Problems

Finding hidden electrical problems is easy with FLIR, allowing you to take quick action to solve them.




HVAC Problems

Thermal cameras reveal very subtle differences in temperature, making them powerful tools for a variety of HVAC applications.



Mold and Rot

See temperature differences to expose hidden leaks that can lead to expensive and extensive health issues and structural damage.



Destructive Pests

Hunt down burrowing and nesting insects and rodents before they eat customers out of house and home.

FLIR E4, E5, E6 and E8

The First with Thermal, Visible, and MSX Imaging Starting Under \$1K

Now you can afford the ultimate home inspection tool. Gain the competitive advantage, get more done, and take care of more customers. Blow them away with dramatic MSX thermal images that clearly reveal where missing insulation, air leaks, and moisture intrusion are hiding – convincing evidence that shows where to make repairs to improve energy efficiency, structural integrity, and comfort. An E4, E5, E6 or E8 can help you solve problems and save money for property owners, leading to greater credibility and opportunities.



Focus-free IR and Visible Camera for Point-and-Shoot Simplicity

Protective Lens Cover Slides Open Easily

Trigger Captures Radiometric JPEG Images

Ruggedness You Can Trust Withstands 2 Meter Drop

Super Bright 3" Color LCD Shows the Whole MSX Scene

Quick Button Access to Measurement, Parameter, and Imaging Tools

Visit www.flir.com, or call 866.477.3687

*The thermal images shown are for illustrative purposes only, and may not have been taken by the camera series depicted.



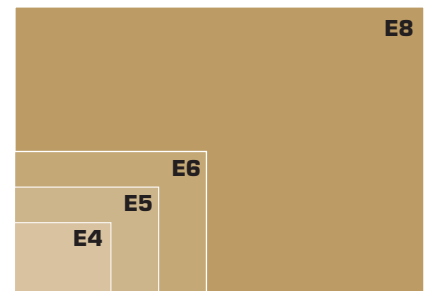
Quick-release
Rechargeable Battery

What New E4, E5, E6 & E8 Cameras Offer


- Amazing image quality and measurement accuracy starting at \$995.
- Wide field of view, excellent for building applications.
- MSX, FLIR's patented image processing, gives you visible details in live and saved images.
- Fully radiometric jpeg images allow you to measure any area of the image in post processing.
- Light and rugged with long battery run times.

Four Best-in-Class Imagers

- **E4 - 4,800 pixels**
Highly-affordable MSX imagery
- **E5 - 10,800 pixels**
Auto hot or cold spot efficiency
- **E6 - 19,200 pixels**
Meets RESNET resolution standard
- **E8 - 76,800 pixels**
4 times the resolution of E6



E6 and E8 Meet RESNET Standard



Excellent Reporting Software for PC and Mac OS



USB Output for Fast Image Downloads



Light and Very Easy to Use

FLIR E40bx, E50bx and E60bx

Revolutionary Thermal Imaging Performance that Keeps Getting Better

If you're a busy home inspector, energy auditor, or HVAC pro who frequently takes advantage of thermal imaging to uncover heat issues affecting building performance, you need to work efficiently and be able to share images and detailed reports quickly. FLIR's latest E40bx, E50bx and E60bx cameras with MSX can help you do just that, providing an excellent, new array of imaging, communication, and productivity tools to make your job a whole lot easier.



Connect to Smartphones and Tablets with FLIR Tools Mobile for Apple® and Android™ to Stream Video and Import, Process, and Share Images Fast



Large 3.5" Touchscreen Puts Thermal Details at Your Fingertips

3.1 MP Digital Camera

Bright LED Camera Lamp Illuminates Dark Areas

Laser Pointer Pinpoints Problems on the Visual Image



Visit www.flir.com, or call 866.477.3687

*The thermal images shown are for illustrative purposes only, and may not have been taken by the camera series depicted.



Interchangeable Lenses

Superior MSX Thermal Imaging up to 76,800 Pixels for Longer Range Clarity

Built Rugged to Withstand a 2 Meter Drop

Simple, One-Handed Operation

More E40bx, E50bx, and E60bx Productivity and Imaging Features

- **Wireless Connectivity** – FLIR's Wi-Fi communication to tablets and smartphones lets your customers see what your camera sees as you do your inspection. They'll love this feature! Or, connect via Bluetooth to select FLIR and Extech meters to display and store moisture or load data along with your thermal image.
- **Wide and 2x Optics** – Optional lenses give you the flexibility to have a wide angle lens for indoor building shots and a 2x to measure smaller objects and from a distance.
- **Auto Orientation** – Lets you keep the on-screen graphics properly oriented for landscape and portrait shots.
- **Touchscreen Control** – Allows you to do analysis right on the image in the field. Move multiple spots and area box tools to wherever you want to easily measure or annotate temperature differences.
- **MSX** – Every model allows you to view and save images in stunning MSX mode, as well as picture-in-picture to overlay thermal onto visible images for easy location orientation and clearer documentation.
- **Multiple Measurements** – Add up to 3 box areas and 3 moveable spots with the touchscreen to gather detailed temperature information.



Auto-Orientation Keeps Diagnostics Overlays Upright

FLIR T-Series bx

Incredible Performance and Ergonomics – the Ultimate Thermal Imager

If you want powerful communication and onboard infrared camera tools, high resolution choices, more subtle thermal sensitivity, and the most comfortable way to get more IR inspections done, T-Series is as good as it gets. Featuring our flexible rotating optical block, T-Series helps take the stress out of a busy schedule by letting you scan high overhead, under cabinets and from tough angles while keeping the display more at eye level – just one of its many user-friendly industry firsts.

Auto Focus and Image Capture Button

Fine Focus Adjust

LED Lamp and Laser Pointer for Visible Light and MSX Images

Built-in 3.1 MP Digital Camera for MSX and Reference Images

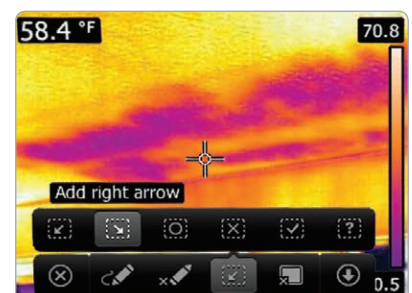
Rotating Optical Block for Comfortable Aiming & Viewing



T420bx & T440bx Features

- **Superior IR Images** – Sharp thermal resolution at 76,800 pixels for solid accuracy from farther away.
- **Advanced Optics** – The widest array of lens options to fit the view and spot size you need for your application.
- **MSX Enhancement** – Multi-Spectral Dynamic Imaging adds visible spectrum definition to IR images in real time for extraordinary thermal detail that instantly highlights and orients problem locations.
- **Scalable P-i-P** – Overlay thermal images onto visible light pictures as an alternative reference.
- **Delta T & Multiple Measurement Tools** – Powerful onscreen analytics include differential temperature, 5 measurement spots, 5 box areas, isotherm and more for detailed diagnostics.
- **Sketch on IR/Visual** – Draw circles, pointers and notes or use pre-defined shapes using the touchscreen user interface to highlight points of interest.*
- **Auto Orientation** – Automatically orients onscreen temperature measurement data whether in portrait or landscape view.
- **Annotation** – Add voice or text comments to images or use the touchscreen to sketch notes and drawings; include additional measurements with MeterLink-enabled clamp and moisture meters.
- **Humidity & Insulation Alarms** – Available on bx models to quickly alert you to detected moisture intrusion and insulation issues.
- **Compass** – Adds camera pointing direction to every image for additional location documentation.

*Available on T440bx only.





T440bx



T640bx




FLIR Tools Mobile App Connectivity to Apple® and Android™ Devices for Fast Image Transfer, Processing, and Sharing, Plus Streaming Video & Remote Control



T600bx, T620bx & T640bx Features

- **Highest IR Resolutions** - Crisp thermal images with 172,800 pixels (480 x 360) on our new T600bx or 307,200 pixels (640 x 480) on the T620bx and T640bx.
- **Advanced Optics** - A range of lens options includes our new, light 7° telephoto lens that provides astounding clarity, accuracy, and portability for imaging overhead and distant targets.
- **Continuous Auto Focus** - Keeps your image sharp automatically no matter where you aim for the highest clarity, accuracy, and efficiency.*
- **MSX Image Enhancement** - Onboard and real time, MSX adds visible spectrum definition to IR images for extraordinary thermal detail that instantly highlights and orients problem locations.
- **Scalable P-i-P** - Overlay thermal images onto visible light pictures as an alternative reference.
- **More Measurement Tools** - Report all the details with 10 measurement spots, 5 box areas, Delta T temperature differential, isotherm, and more.
- **Sketch on IR/Visual** - Draw circles, pointers and notes or use pre-defined shapes using the capacitive touchscreen user interface to highlight points of interest.
- **Auto Orientation** - Automatically orients onscreen temperature measurement data whether in portrait or landscape view.
- **Humidity & Insulation Alarms** - Available on bx models to quickly alert you to detected moisture intrusion and insulation issues.
- **Compass** - Adds camera pointing direction to every image for additional location documentation.**
- **GPS** - Built-in GPS automatically adds location data to images for including in reports.**



* Available on T640bx only. ** Available on T620bx and T640bx.

Which FLIR Camera is Right for You?

FLIR has an amazing selection of cameras for building applications. Before you make your choice, consider the distance that you typically will be inspecting from and whether you'll want the option of wider angle or telephoto lenses. Decide how much resolution you need to visualize temperature patterns and tell the best story. And explore whether tools like Wi-Fi communication are important for customer service.

Shorter

Measurement Distance

Single spot

Analysis Tools

250° C

Temperature Range

80 x 60

Resolution

E4 thru E8 are extremely handy for quick, short-range inspections

Home weatherization, HVAC, and restoration contractors

- Affordable simplicity for any application
- RESNET-standard E6 for energy reviews
- Tool box ruggedness you can trust



E40bx thru E60bx for extra flexibility, wireless communication and more detailed reporting

Structural inspections, energy performance, & pest control

- FLIR Wi-Fi app communication and touchscreen efficiency
- MeterLink connectivity to moisture meter data
- Interchangeable telephoto lenses for distant targets and wide angle optics for expanded FOV



Visit www.flir.com, or call 866.477.3687

*The thermal images shown are for illustrative purposes only, and may not have been taken by the camera series depicted.

For the home inspector or HVAC pro, a camera that's handy to grab and simple to operate may be all that's needed for quick scanning. For energy efficiency specialists, a thermal imager that streams live video to mobile devices could be valuable for showing customers what's probably causing high utility bills. For busy building performance experts, restoration companies, and roofing contractors, an IR camera with more flexible ergonomics, high resolution, and a deeper set of diagnostics tools may be the most efficient way to go.

Farther

Measurement Distance

This is likely the most important factor in choosing a FLIR camera. Make sure you choose a camera and lens that will meet your need. Call us, we can help.

Maximum Feature Options

Analysis Tools

If you are going to do analysis in the field, as opposed to doing post analysis in software, be sure to choose a camera with the right onboard tools.

650° C

Temperature Range

Be sure to think about all of the surfaces, structures, and equipment you might want to inspect down the road. FLIR technology is good for so many applications, so keep your future growth in mind.

640 x 480

Resolution

Resolution influences measurement distance and image quality. If you are going to produce a lot of reports, step up to the most resolution you can justify.

T420bx thru T640bx for high-demand IR inspection services covering short-range through long-range inspections
Commercial building, restoration companies, and roofing experts

- Gets the best shots from any angle comfortably
- Highest image detail for clearest documentation
- Feature-rich high performance



The Next Generation of Test & Measurement

Building upon our 50-year history as the world leader in thermal imaging, FLIR introduces our new line of test & measurement tools.

FLIR has expanded into test & measurement because we identified a need for test tools that simplify troubleshooting. The company's goal: to develop a new line of T&M products with world-class features that address advanced diagnostics, enhanced productivity, improved safety, and increased connectivity. Because sometimes you need to measure more than temperature to get the job done.

FLIR MR77

Moisture Detection Redefined

Take the guesswork out of your restoration & remediation projects

- Integrated pinless moisture sensor
- External moisture probe on 30" wire
- Field replaceable temp/humidity sensor
- Built-in IR thermometer with laser spot
- High/Low moisture and humidity alarms
- Bluetooth® connectivity to mobile devices
- Links to METERLiNK®-enabled FLIR cameras



FLIR MR77 features a pinless moisture sensor and a wired pin probe



Embed moisture readings into thermal images in real time



Automatically annotate thermal images with critical load data

METERLiNK® Brings it All Together

FLIR thermal cameras can help you find moisture damage and energy loss quickly and easily by detecting and measuring temperature differences. But in many cases you'll need to quantify the severity of those problems with moisture content readings.

FLIR's new METERLiNK-enabled moisture meters transmit essential diagnostic data wirelessly to compatible FLIR cameras so that thermal images can be automatically annotated with the extra information that customers, colleagues, and insurance companies require.

FLIR VP50

Double-Duty Detector: Non Contact Voltage (NCV) Tester Plus Bright Worklight

Quick voltage checking and area lighting at your fingertips

- Tactile feedback alarms
- Powerful worklight
- Rugged, waterproof, CAT IV-rated



High sensitivity detects voltage in low-powered systems; visual & vibration alerts for noisy areas

FLIR Tools Mobile

The Free Wi-Fi App for Android™ Devices

The new line of FLIR electrical and moisture meters can send measurement data directly to the FLIR Tools Mobile app on your Android device. Enabling you to monitor readings from a distance, FLIR Tools Mobile is useful when you need to capture measurement data in hazardous and hard-to-reach inspection areas, or when you want to allow other people to see data as it's captured in real time.

And in Version 3.0, the FLIR Tools Mobile app for Android allows users to create a data snapshot file. Users may add comments, attach images from the Android device's camera, or record a voice comment. This inspection overview is compiled into a snapshot file that can be viewed, saved, emailed to your customers, coworkers, and managers, and exported to PDF for use in reports.



MR77 transmitting data to an Android tablet using FLIR Tools Mobile

Imaging Specifications



Specifications	Point & Shoot				Performance		
	E4	E5	E6	E8	E40bx	E50bx	E60bx
Accuracy	±2°C (±3.6°F) or ±2% of reading				±2°C (±3.6°F) or ±2% of reading		
Thermal Resolution	4,800 (80 × 60)	10,800 (120 × 90)	19,200 (160 × 120)	76,800 (320 × 240)	19,200 (160 × 120)	43,200 (240 × 180)	76,800 (320 × 240)
Thermal Sensitivity	<0.15°C				<0.045°C		
Temperature Range	-4° F to 482°F [-20° to 250°C]				-4° F to 248°F [-20°C to 120°C]		
Measurement Presets	2 presets: center spot; no measurements	4 presets: center spot; hot spot; cold spot; no measurements			7 presets: center spot; hot spot (box max); cold spot (box min); 3 spots; hot spot - spot (box max + spot + delta); hot spot - temperature (box max + ref temp + delta); no measurements		
User Presets							
Spot Mode	Center/Fixed				3 moveable		
Area Mode		•	•	•	•	•	•
Profile							
Color Alarm (isotherm)	Blue below or red above				Blue below, red above, yellow interval		
Frame Rate	9 Hz				60Hz		
Field of View	45° × 34°				25° × 19°		
Optional Lenses					15° Telephoto; 45° Wide Angle		
Focus	Focus free				Manual		
Continuous Auto Focus							
Min. Focus Distance	1.6 ft. (0.5 m)				1.31 ft (0.4 m)		
Radiometric JPEG via USB	•	•	•	•	•	•	•
Radiometric JPEG to SD Card					•	•	•
MPEG4 to SD (non-radiometric IR)					•	•	•
MPEG4 via USB (non-radiometric IR/Visual)					•	•	•
Radiometric streaming via USB					•	•	•
Display Size	3.0"				3.5"		
Touchscreen					•	•	•
Auto Orientation					•	•	•
MSX Thermal Image Enhancement	•	•	•	•	•	•	•
Viewfinder							
Color (Palettes)	3: Iron, Rainbow, and Gray				7: Arctic, White hot, Black hot, Iron, Lava, Rainbow, and Rainbow High Contrast		
Battery Operating Time	~4 hrs				>4 hrs		
Built-in Digital Camera	640 × 480				3.1 MP		
Built-in Illuminator LED					•	•	•
Digital Zoom					2x	4x	
Insulation Alarm					•	•	•
Humidity Alarm					•	•	•
MeterLink® connectivity					•	•	•
Laser Pointer + Laser Locator (on IR image)					•	•	•
Compass							
GPS							
IR Window Correction					•	•	•
Difference temperature/Delta T					•	•	•
Picture in Picture			Fixed PIP	Fixed PIP	Fixed PIP	Scalable PIP	
Notes							
Sketch on IR/Visual Image							
Voice/Text Annotation					•	•	•
FLIR Tools for PC and Mac	•	•	•	•	•	•	•
FLIR Tools Mobile app (Wi-Fi)					•	•	•
Streaming Video via app (Wi-Fi)					•	•	•
Remote Control via app (Wi-Fi)							
Drop (2 meter/6.6 feet)	•	•	•	•	•	•	•
Weight (including battery)	1.27 lbs (0.575 kg)				1.94 lbs (0.88 kg)		

Visit www.flir.com, or call 866.477.3687

*The thermal images shown are for illustrative purposes only, and may not have been taken by the camera series depicted.



High-Performance

T420bx	T440bx	T600bx	T620bx	T640bx
±2°C (±3.6°F) or ±2% of reading				
76,800 (320 x 240)		172,800 (480 x 360)		307,200 (640 x 480)
<0.045°C @ 30°C		<0.04°C @ 30°C		<0.035°C @ 30°C
-4°F to 662°F (-20°C to 350°C)		-40°F to 662°F (-40°C to 350°C)		-40°F to 1,202°F (-40°C to 650°C)
7 presets: center spot; hot spot (box max); cold spot (box min); 3 spots; hot spot - spot (box max + spot + delta); hot spot - temperature (box max + ref temp + delta); no measurements		6 presets: center spot; hot spot (box max); cold spot (box min); no measurements; user preset 1; user preset 2		
	•	•	•	•
5 moveable		10 moveable		
•	•	•	•	•
	•	•		•
Blue below, red above, yellow interval				
60 Hz		30 Hz		
25° x 19°				
6°, 15° Tele, 45° & 90° Wide; Close up: 100 µm, 50 µm		7° & 15° Tele, 45° & 80° Wide; Close up: 100 µm, 50 µm, 25 µm		
Manual & Automatic				
				•
1.31 ft (0.4 m)		0.82 ft (0.25 m)		
•	•	•	•	•
•	•	•	•	•
•	•	•	•	•
•	•	•	•	•
•	•	•	•	•
3.5"		4.3"		
•	•	Capacitive touch screen	Capacitive touch screen	Capacitive touch screen
•	•	•	•	•
•	•	•	•	•
7: Arctic, White hot, Black hot, Iron, Lava, Rainbow, and Rainbow High Contrast				
>4 hrs		>2.5 hrs		
3.1 MP		5 MP		
•	•	•	•	•
4x	8x	4x	4x	8x
•	•	•	•	•
•	•	•	•	•
•	•	•	•	•
•	•	•	•	•
•	•	•	•	•
•	•	•	•	•
•	•	•	•	•
Scalable & Moveable				
•	•	•	•	•
Draw or add predefined stamps				
•	•	•	•	•
•	•	•	•	•
•	•	•	•	•
•	•	•	•	•
•	•	•	•	•
1.94 lbs (0.88 kg)		2.87 lbs (1.3 kg)		

Powerful FLIR Software

FLIR Tools for PC & Mac OS

No matter what handheld FLIR thermography camera you choose, we want you to be able to share important images with others efficiently and professionally. To make sure, all come with FLIR Tools.

Key Features:

- Import images from your camera via USB.
- Search for images using file name, text description, and other image properties.
- Analyze and tune radiometric images and further measure temperatures.
- Create PDF reports from a variety of pre-defined template formats or customize your own.
- Remotely control USB Video, Ethernet, and Firewire cameras.
- Update camera firmware.

FLIR Tools Mobile

Connect your mobile device via Wi-Fi to an E40, E50, E60 or any T-Series camera to import, process, and share images quickly while you're still out in the field with the free app that speeds decisions.

Key Features:



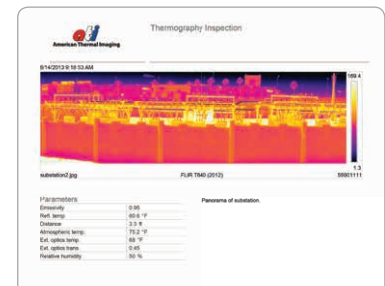
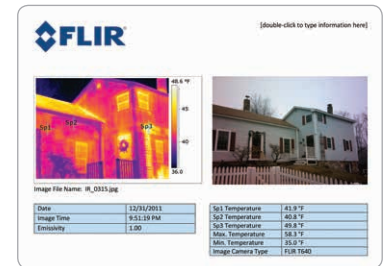
- Stream live video wirelessly.
- Remotely control and record images from T-Series cameras.
- Post process images and create PDF reports.
- Share images and findings from the field via uploads and email.

FLIR Tools+

Expanded groundbreaking reporting power for the busiest thermographers.

Key Features:

- Stitch FLIR IR images into radiometric panoramas regardless of the order they were taken.
- Record and replay radiometric thermal video sequences and create temporal plots.
- Automatically link to Google Maps™ for images with GPS coordinates.
- Allows you to create a customized Microsoft Word report fast.



The Infrared Training Center

Thermal Imaging Heroes Needed: Be Ready to Answer the Call

Today's cameras are simple to use. Turn one on, point it at a target, and start capturing images or video clips. Determining whether you're seeing a problem, analyzing your images, navigating your free software, and developing an accurate, actionable report is what's going to make you a thermography hero. That's going to require some training. The Infrared Training Center (ITC)—FLIR Systems' education arm—wants to see you succeed.

The greater your knowledge about thermal imaging, the greater the dividends you'll realize for your company and your career. The ITC offers classes for practically every application, from free online courses to advanced training that can certify you as a thermography expert, qualifying you to take a leadership role in your internal IR program.

ITC classes include:

- Building Inspection
- Condition Monitoring
- Roofing Applications
- Custom R&D Applications
- Optical Gas Imaging

FREE Online Courses

These user-friendly, on-demand courses are designed to show you how to use your camera and get started on electrical surveys, energy audits and more.

Thermography Certification Training


Level I certifies that you know how a thermal imager works and how to use it. Level II cranks your credibility up a notch with more in-depth concepts and intensive labs. Level III asserts that you have knowledge and skills to administer your company's thermography program. These certifications offer strong validation to support the work you do as a thermographer.

Other classes include:

- IR Electrical Inspection/IR Roofing Inspection
- Optical Gas Imaging Safety and Leak Detection
- Level I Certified Building Investigations
- Consulting, R&D and Program Development

Come to classes at our training center or at one of our many regional classes. Mobile Training Units and on-site training at your facility are encouraged if you would like to certify a group of 10 or more.

For a complete list and schedule of courses and more information, visit www.infraredtraining.com or call 1.866.872.4647.



Scan for
Full ITC
Schedule





About FLIR

All infrared cameras are not created equal, because infrared camera manufacturers are not all the same. FLIR stands above the rest.

The largest commercial infrared company in the world, FLIR has nearly 50 years of experience building and integrating high-performance infrared cameras, giving us a command of these specialized technologies that no one else can touch. FLIR's products are at work every day saving lives, protecting troops, and helping to keep borders and facilities safe.

Now, FLIR's cameras are available for your personal use, too. You can have a FLIR on your boat, your car, or even as a home security camera. The same FLIR technology in your maintenance camera is in Audi and BMW cars as a pedestrian detection system. And if you enjoy hunting and outdoor activities, there's an inexpensive FLIR for you too. You might not know FLIR by name, but you have been seeing our products at work since the 1960's.

If you are looking for infrared camera products, you've come to the right place.

FLIR 2-5-10 Warranty

All E-Series and T-Series cameras are covered by our revolutionary 2-5-10 Warranty when registered with FLIR within 60 days of purchase (see details at FLIR.com).

2 Years on Parts & Labor for the Camera

5 Years of Coverage on Batteries

10 Years of Protection on the IR Detector

Only FLIR can give you peace of mind with a warranty program like this, because only FLIR makes all of the camera's critical components from the ground up.



PORTLAND
Corporate Headquarters
FLIR Systems, Inc.
27700 SW Parkway Ave.
Wilsonville, OR 97070
USA
PH: +1 866.477.3687

NASHUA
FLIR Systems, Inc.
9 Townsend West
Nashua, NH 03063
USA
PH: +1 866.477.3687
PH: +1 603.324.7611

CANADA
FLIR Systems, Ltd.
920 Sheldon Court
Burlington, ON L7L 5L6
Canada
PH: +1 800.613.0507

BRAZIL
FLIR Systems Brasil
Av. Antonio Bardella, 320
Sorocaba, SP 18052-852
Brasil
PH: +55 15 3238 7080

NETHERLANDS
FLIR Systems CVS BV
Charles Petitweg 21
4847 NW Teteringen - Breda
The Netherlands
PH: +31 (0) 765 79 41 94

www.flir.com
NASDAQ: FLIR