

A Little Change Goes A Long Way

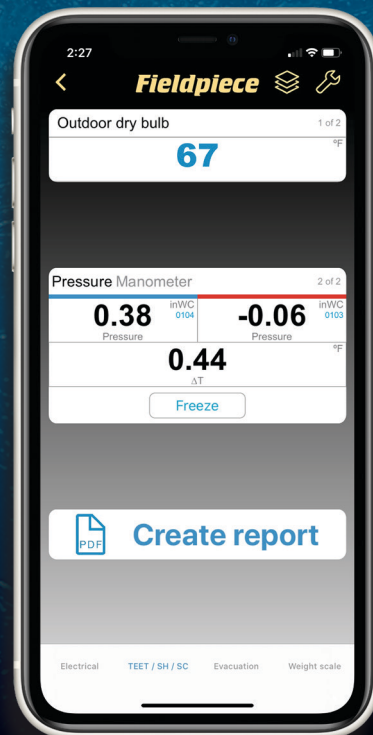
New Job Link® System Manometers give you the freedom to work the way you want to.



Model
JL3MN

You know taking pressures from exact locations results in more precise diagnostics, so why be limited by hose length? The revolutionary new **Dual Port Manometers** from Fieldpiece aren't tethered by hoses, so you get readings from optimal locations on every system, every time.

Short hose length keeps things neat, and independent sensors allow for direct placement on test ports. Measure between zones without snaking a hose past the door where it can be pinched. Dial in gas pressure of a furnace. Optimize total external static pressure of equipment. Pinpoint duct leaks and restrictions. Increase comfort and do more.



*iPhone Not Included

JL3KM2 (Kit)

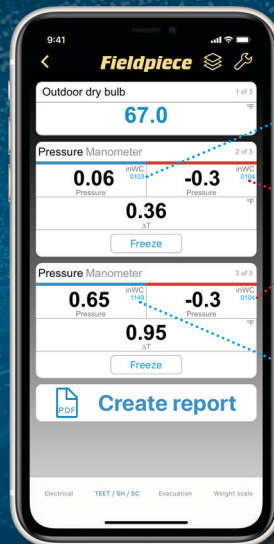
- Reliable Pressure Regardless of Location
- Measure Real-time Pressure Drops
- Find Inlet and Outlet Gas Pressures
- Switchable P1 - P2 Indicator
- Job Link® System App Compatible
- Easy Zero to Atmosphere

Do More with Less Clutter

View static pressures or gas pressures from the new Fieldpiece manometer probes directly on the Job Link App -- up to 350' away! Unlike traditional dual port manometers, the JL3MN probes work independently so you don't have to bother with long hoses. This modular freedom also gives you real-time differential pressures from across the job site.

Place probes in precise locations regardless of system set up. From gas pressures of residential furnaces to the total external static pressure on commercial air handlers, you now have the versatility you've always needed.

- 350' long-range wireless
- Rugged metal tips
- All-in-one static, gas, and draft pressure
- Accurate and stable measurements
- Measure between zones without snaking a hose under the door
- Strong rotating magnet
- Untethered usage
- Individual pressure readouts give you P1, P2, and pressure differential in real-time
- All accessories for static and gas applications included
- Document system health in Job Link App reporting



0103

0104

1149

JL3MN
Serial
Numbers

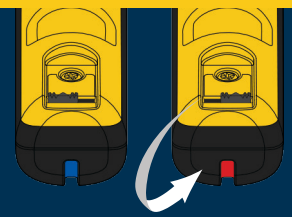
Measure real-time pressure drops between blowers, filters, and coils with multiple probes. You can even use the same probe in different measurement containers. Or view up to 8 measurements at once using the Job Link App.*

*Multiport measurements due in Job Link App Summer 2020

Specs: JL3MN - Single Port Manometer | JL3KM2 - Dual Port Manometer


Wireless Range	350 feet (107 meters) line of sight, obstructions affect distance	Best Accuracy and Range	inWC: ± 0.02 on 0.00 to ± 2.00 ($\pm 1.5\%$ FS on 2.00 to ± 60.00); mmWC: ± 0.5 on 0.0 to ± 51.0 ($\pm 1.5\%$ FS on 51.0 to ± 1500.0);
Wireless Frequency	2.4 GHz	Maximum Overload Pressure	305 inWC (11 psi)
Battery	2 AAA (included)		
Battery Life	150 hours typical alkaline		
Auto Power Off	2 hours (can be disabled)		
Minimum Device Requirement	BLE 4.0 devices running iOS® 7.0 or Android™ 5.0		

www.fieldpiece.com



Switchable P1 - P2 Indicator

The indicator switch automatically tells the Job Link® System which side you're testing. Select blue for P1 and red for P2.



Find Inlet and Outlet Gas Pressures

Screw the brass adapter directly into the gas regulator taps.

What's Included

- JL3MN
- Manometer Probe
 - Static Pressure Probe and Hose
 - Brass Screw Fitting with Extra Hose
 - Slide Gas Adapter
- JL3KM2
- 2 x Manometer Probe
 - 2 x Static Pressure Probe and Hose
 - 2 x Brass Screw Fitting with Extra Hose
 - 2 x Slide Gas Adapter
 - Padded Case



JL3MN RMA316



RSDMNHOSE ASP2



Tools HVACR Pros Trust