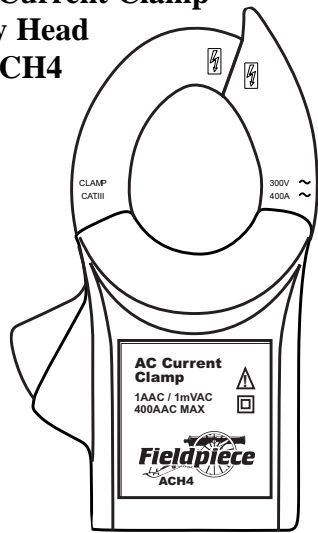


Fieldpiece

400AAC Current Clamp

Accessory Head

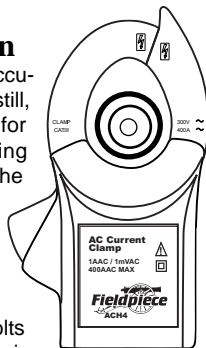
Model: ACH4



OPERATOR'S MANUAL

Prime wire location

The ACH4 is a very accurate current clamp. Even still, there is a prime location for the most accurate reading possible. Try to place the center of the conductor going through the clamp as shown.



Operation

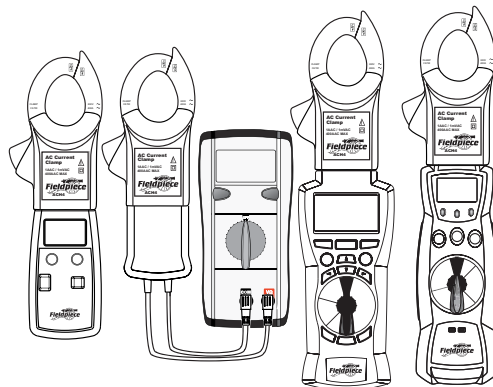
1. Connect the ACH4 to Volts and COM jacks. (Polarity is not important.)
2. Set the multimeter to mVAC range.
3. Use the claw shape to pick out the conductor you need to measure. Snap the jaws of the ACH4 around *one* of the current-carrying conductors. Make sure the jaws are tightly clamped.
4. For best accuracy, the wire should be centered according to the arrow indents on the back of the clamp.
5. Directly read the current value (in amperes) indicated on the display.
6. If meter displays overload, change range to next highest (2000mVAC or 2VAC. For 2VAC range, multiply reading by 1000.)

Description

The ACH4 current clamp is a small size accessory head for quickly reading up to 400 AC amps. The new claw feature at the top of the clamp allows for quickly picking out the wire you need to measure and isolating it in the clamp. Once the current carrying conductor is isolated, the amperage is converted to mVAC for reading directly on the meter.

The ACH4 works with the Fieldpiece "Stick" meter, EHDL1 Electronic Handle, DL2 Data Logger, or any digital multimeter (with mVAC range) connected by Fieldpiece ADLS2 leads or AHDL1.

Use it your way






EHDL1 AHDL1 w/ Meter DL3 HS30

Cleaning

When the case gets dirty, clean with a damp cloth and mild detergent. Do not use abrasives or solvents.

Symbols used

-  Caution, risk of electric shock.
-  Caution, refer to manual.
-  Double insulation.

 **WARNING** 
Do not attempt to measure 600V circuits.

For your safety...

Do not attempt to measure any circuit in which the circuit-to-ground voltage exceeds 600V rms.

Measurement of AC power sources with inductive loads or AC power sources during electrical storms may result in extremely high-voltage, high-energy transients that could damage the meter and consequently expose the user to a dangerous shock hazard.

Inspect the test leads for insulation damage or exposed metal. Replace or don't use if suspect.

When disconnecting from a voltage measurement, disconnect the "hot" lead first, then the common.

Discharge capacitors prior to making resistance or capacitance measurements.

Work with others.

Use one hand. Hands, shoes, and floor must be dry when taking measurements.

Avoid use of the ACH4 under humid or damp conditions which could affect the dielectric withstanding voltage of the clamp.

Limited warranty

This meter is warranted against defects in material or workmanship for one years from date of purchase. Fieldpiece will replace or repair the defective unit, at its option, subject to verification of the defect.

This warranty does not apply to defects resulting from abuse, neglect, accident, unauthorized repair, alteration, or unreasonable use of the instrument.

Any implied warranties arising from the sale of a Fieldpiece product, including but not limited to implied warranties of merchantability and fitness for a particular purpose, are limited to the above. Fieldpiece shall not be liable for loss of use of the instrument or other incidental or consequential damages, expenses, or economic loss, or for any claim of such damage, expenses, or economic loss.

State laws vary. The above limitations or exclusions may not apply to you.

Specifications

Current range: 1AAC to 400AAC rms

Conversion rate: 1AAC to 1mVAC

Frequency: 50Hz to 60Hz

Operating temperature: 32°F to 122°F

Storage temperature: -4°F to 140°F

Temperature coefficient: 0.1 x (specified accuracy) per °F. (32°F to 64°F, 82°F to 122°F).

Altitude: 6561.7 Feet (2000m).

Resolution: 0.1A

Accuracy: ±(1.5%rdg + 0.2A), 1 to 20AAC;

±(2.5%rdg + 0.3A), 20 to 100AAC;

±(3.5%rdg + 0.5A), 100 to 400AAC

Maximum conductor diameter: 1.18 in. (30mm)

Accessories: operator's manual

Safety: Designed to meet IE C61010-1 (EN61010-1) and IEC61010-2-032 (EN61010-2-032), CATIII 300V, class 2 and pollution degree II indoor use comply with CE.

Obtaining service

Call Fieldpiece Instruments for one-price-fix-all warranty service pricing. Send check or money order for the amount quoted. Send the meter freight prepaid to Fieldpiece Instruments. Send proof of date and location of purchase for in-warranty service. The meter will be repaired or replaced, at the option of Fieldpiece, and returned via least cost transportation.



www.fieldpiece.com