






G450 / G460



Quick Reference Guide

Power	Turn On	Press  .
	Turn Off	Press and hold  until “Switch Off” timer counts to zero.
Calibration	Fresh Air Calibration	Attach calibration adapter and press  . Make sure the atmosphere is fresh and free of contaminants.
	AutoCal [®]	Attach calibration adapter and press  . Apply gas and calibration will start automatically 30 sec. after  is pressed and takes approximately 45 sec.

G450 / G460

Quick Reference Guide

Peak and Flashlight

Enable Peak	Press PEAK once. Peak icon  \leftrightarrow  .
Turn On Flashlight	Press and hold PEAK until beep sounds and button label changes to LAMP . Flashlight is an optional feature.
Enable Peak and Flashlight	First enable peak and then turn on the flashlight.
Reset Peak	Press RESET once.
Turn Off Flashlight	Press LAMP once.
Disable Peak	Press PEAK again, and icon turns off.