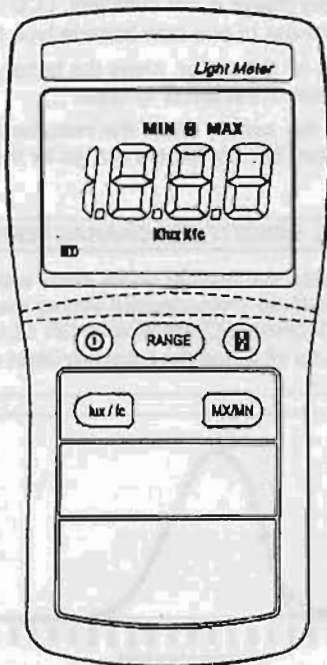


DIGITAL LIGHT METER

1337

INSTRUCTION MANUAL



I. INSTRUCTION.....	1
II. FEATURES.....	1
III. SPECIFICATIONS.....	2
IV. NAME OF PARTS AND POSITIONS.....	3
V. OPERATING INSTRUCTIONS.....	4
VI. BATTERY CHECK-UP & REPLACEMENT.....	5
VII. SPECTRAL SENSITIVITY CHARACTERISTIC.....	5
VIII. MAINTENANCE.....	6
IX. RECOMMENDED ILLUMINATION.....	6

I INSTRUCTION

- The digital illuminance meter is a precision instrument used to measure illuminance (lux, footcandle) in the field.
- It meets CIE photopic spectral response, $f'_{1} \leq 6\%$.
- It is fully cosine corrected for the angular incidence of light.
- The illuminance meter is compact, tough and easy to handle owing to its construction.
- The light sensitive component used in the meter is a very stable, long-life silicon photo diode and spectral response filter.
- U.S. Pat. No. Des. 446,135
- U.S. Pat. No. Des. 469,025

II FEATURES

- Light-measuring levels ranging from 0.01 lux ~ 20.00 klux / 0.01 fc ~ 20.00 kfc, repeatedly.
- High accuracy and rapid response.

1

- Data-hold function for holding measuring values.
- Unit and sign display for easy reading.
- Automatic zeroing.
- Meter corrected for spectral relative efficiency.
- Correction factor need not be manually calculated for non-standard light sources.
- Short rise and fall times.
- Capable of selecting measuring mode in lux or fc scale, alternatively.
- Maximum and minimum measurements.

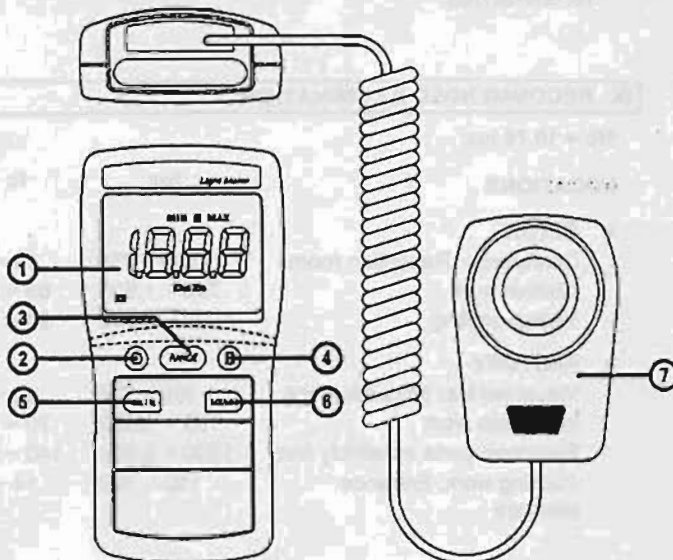
III SPECIFICATIONS

- **Display** : 3-1/2 digit LCD.
- **Measuring Range** : 20.00 lux, 200.0 lux, 2000 lux, 20.00 Klux / 20.00 fc, 200.0 fc, 2000 fc, 20.00 Kfc.
Note : 1fc = 10.76 lux, 1Klux = 1000 lux, 1Kfc = 1000fc
- **Overrange Display** : LCD will show "OL" symbol.
- **Spectral Response** : CIE Photopic. (CIE human eye response curve).
- **Spectral Accuracy** : CIE V_{λ} function $f'_{1} \leq 6\%$
- **Cosine Response** : $f'_{2} \leq 2\%$
- **Accuracy** : $\pm 3\%$ rdg $\pm 0.5\%$ f.s. ($\pm 4\%$ rdg ± 10 dgts as > 10,000 lux/fc range) .
(calibrated to standard incandescent lamp at color temperature 2856 K) .
- **Repeatability** : $\pm 2\%$.
- **Temperature Characteristics** : $\pm 0.1\%/^{\circ}\text{C}$.
- **Sampling Rate** : 2.5 times/sec.
- **Photo Detector** : One silicon photo diode and spectral response filter.
- **Operating Temperature & Humidity** :
0°C to 40°C (32°F to 104°F) & 0% to 80% RH.

2

- **Storage Temperature and Humidity** :
-10°C to 50°C (14°F to 140°F) & 0% to 70% RH.
- **Power Source** : 6 pcs size AAA battery.
- **Battery life (typical)** : 400 hours (carbon zine) .
- **Photo detector Lead Length** : 150 cm (approx.) .
- **Photo detector Dimensions** : 92Lx 60Wx 29H (mm);
- **Meter Dimensions** : 150Lx 72Wx 35H (mm);
- **Weight** : 320g .
- **Accessories** : Carry case, instruction manual, battery.

IV NAME OF PARTS AND POSITIONS



3

2. **Power Control key** : The power switch key turns the illuminance meter ON or OFF.
3. **Range Selector key** : It indicates 20.00 lux, 200.0 lux, 2000 lux, 20.00 Klux / 20.00 fc, 200.0 fc, 2000 fc, 20.00 Kfc, total 4 range for lux and 4 range for fc.
4. **Data-Hold key** : Data Hold control key.
5. **Lux/fc key** : Illuminance scale selects. 1 footcandle = 10.76 lux.
6. **MX/MN key** : Maximum and Minimum reading recorder control key.
7. **Photo Detector**.

V OPERATING INSTRUCTIONS

1. **Power-up** : Press the power key to turn the meter ON or OFF.
2. **Selecting the lux or fc scale** : Set the range selection switch to desired lux or fc range.
3. **Remove the photo detector cap** and face to light source in a horizontal position
4. **Read the illuminance nominal** from the LCD display.
5. **Overrange** : If the instrument only display "OL", the input signal is too strong, and a higher range should be selected.
6. **Data-Hold mode** : Press the HOLD key to select Data-Hold mode. When HOLD mode is selected, the illuminance meter will stop all further measurements. Press the HOLD key again to exit DATA-HOLD mode. Then it resumes normal operation.

4

VIII MAINTENANCE

1. The white plastic disc on the top of the detector should be cleaned with a damp cloth when necessary.
2. Do not store the instrument where temperature or humidity is excessively high.
3. The reference level, as marker on the face plate, is the tip of the photo detector globe.
4. The calibration interval for the photo detector will vary according to operational conditions, but generally the sensitivity decreases in direct proportion to the product of luminous intensity by the operational time. In order to maintain the basic accuracy of the instrument, periodic calibration is recommended.

IX RECOMMENDED ILLUMINATION

1fc = 10.76 lux

LOCATIONS	lux	fc
OFFICE		
Conference, Reception room.	200 ~ 750	18 ~ 70
Clerical work	700 ~ 1,500	65 ~ 140
Typing drafting	1000 ~ 2,000	93 ~ 186
FACTORY		
Visual work at production line	300 ~ 750	28 ~ 70
Inspection work	750 ~ 1,500	70 ~ 140
Electronic parts assembly line	1500 ~ 3,000	140 ~ 279
Packing work, Entrance passage	150 ~ 300	14 ~ 28

6

to exit this mode.

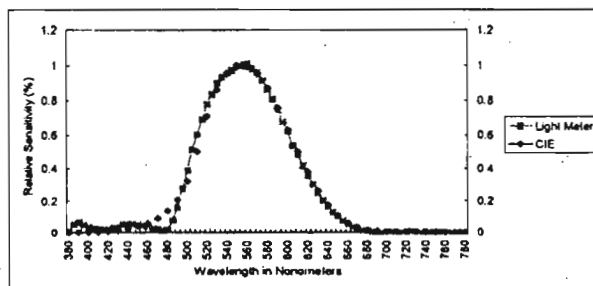
8. When the measurement is completed, replace the photo detector cap and turn the meter off.

VI BATTERY CHECK-UP & REPLACEMENT

1. As the battery power is not sufficient, LCD will display "BT" ; and, replacement of one new batterie type 6×1.5V is required.
2. After turning off the meter, press the battery cover and push in the direction of the arrow to open.
3. Disconnect the battery from the instrument and replace it with a standard 6×1.5V battery and go for the cover.

VII SPECTRAL SENSITIVITY CHARACTERISTIC

- To the detector, the applied photo diode with filters makes the spectral sensitivity characteristic almost meet C.I.E. (INTERNATIONAL COMMISSION ON ILLUMINATION) photopic curve $V(\lambda)$ as the following chart described.



5

- **HOTEL**

Public room, Cloakroom	100 ~ 200	9 ~ 18
Reception	200 ~ 500	18 ~ 47
Cashier	750 ~ 1000	70 ~ 93
- **STORE**

Indoors Stairs Corridor	150 ~ 200	14 ~ 18
Show window, Packing table	750 ~ 1,500	70 ~ 140
Forefront of show window	1500 ~ 3,000	140 ~ 279
- **HOSPITAL**

Sickroom, Warehouse	100 ~ 200	9 ~ 18
Medical Examination room	300 ~ 750	28 ~ 70
Operating room		
Emergency Treatmet	750 ~ 1,500	70 ~ 140
- **SCHOOL**

Auditorium, Indoor Gymnasium	100 ~ 300	9 ~ 28
Class room	200 ~ 750	18 ~ 70
Laboratory, Library, Drafting, room	500 ~ 1,500	47 ~ 140