

3/4 Cord Woodhaven® Firewood Rack Assembly Instructions

All Woodhaven Firewood Racks are proudly Made in the USA!

This Item can be found on
www.OutdoorFurniturePlus.com

Call 877-595-8543 to order.

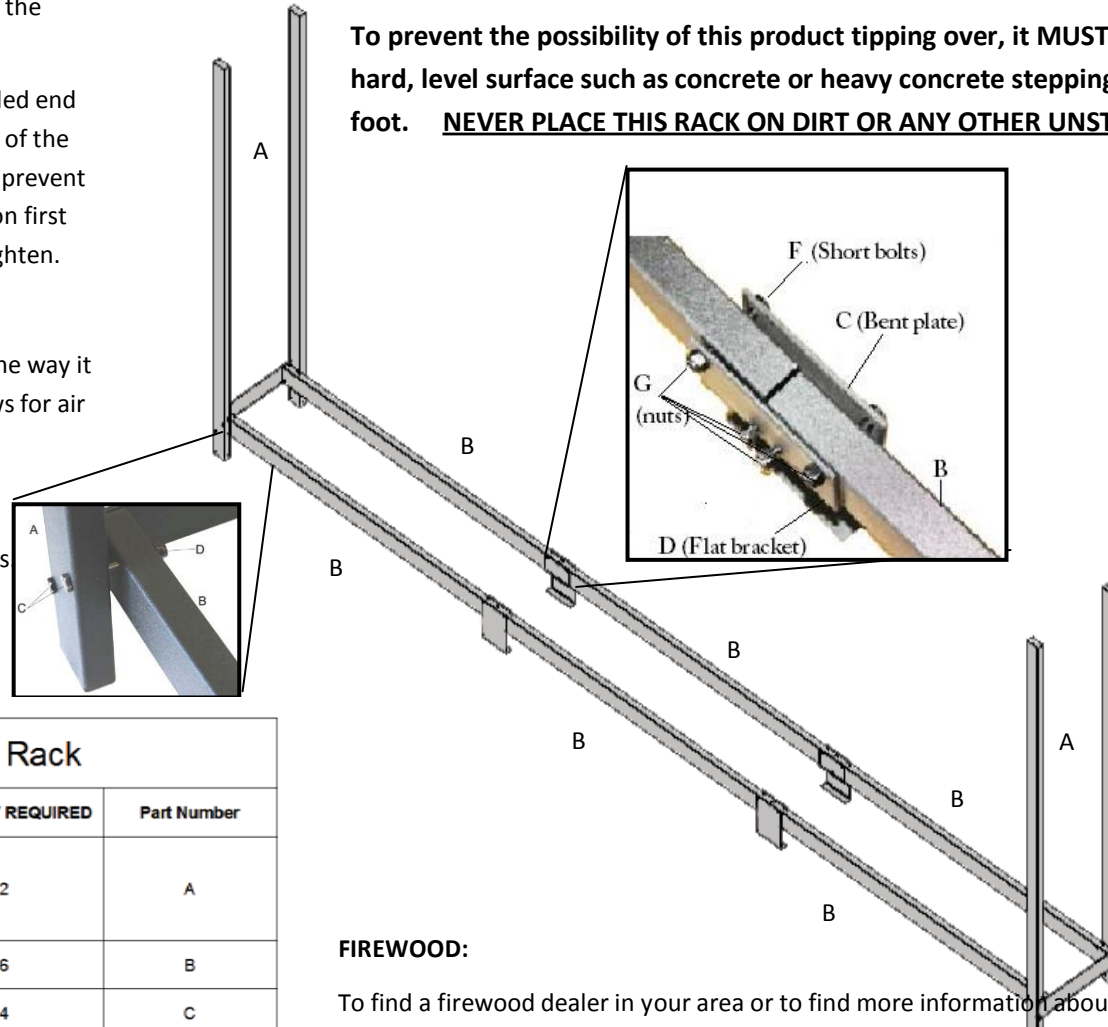
ASSEMBLY: Connect the horizontal bottom tubes (B) using the bent outside bracket C, flat bracket D and the short bolts. The bent “foot” should face the inside of the rack with the bolts going through the bent bracket .

Next bolt the horizontal bottom tube on the inside of the welded end section (A)-see inset. Slide the bolts through from the outside of the rack to give a nice, clean look. The nuts have a nylon insert to prevent them from working loose. The threaded side of the nut goes on first and will require (2) 7/16” wrenches to tighten. Do not over tighten.

COVER:

Woodhaven was the first to design covers to cover firewood the way it needs to be! It keeps the top dry and ready to burn, and allows for air to flow through the firewood to reduce mold and mildew and promote curing. Our standard cover fits around the 4 uprights of the rack and moves down as the wood stack is used. Sewn-in wind straps may be used for windy conditions

Full Covers are available at www.firewoodracks.com










IMPORTANT PLACEMENT:

To prevent the possibility of this product tipping over, it **MUST** be placed on a hard, level surface such as concrete or heavy concrete stepping stones for each foot. **NEVER PLACE THIS RACK ON DIRT OR ANY OTHER UNSTABLE SURFACE.**

FIREWOOD:

To find a firewood dealer in your area or to find more information about proper burning techniques and firewood information please visit www.firewoodcenter.com.

FEEDBACK: We value your feedback. Visit us at www.firewoodracks.com/contact.html to leave any comments, suggestions or testimonials.

3/4 Cord Woodhaven® Firewood Rack			
IMAGE	DESCRIPTION	QUANTITY REQUIRED	Part Number
	WELDED END SECTION	2	A
	HORIZONTAL BOTTOM TUBE	6	B
	BENT OUTSIDE BRACKET	4	C
	FLAT INSIDE BRACKET	4	D
	LONG (2 1/2") BOLT	8	E
	SHORT (1 3/4") BOLT	16	F
	SELF LOCKING NUT	24	G

If you are missing any parts, please call us toll free at 888-421-5010 8 am –5 pm M-F CST for immediate replacement.