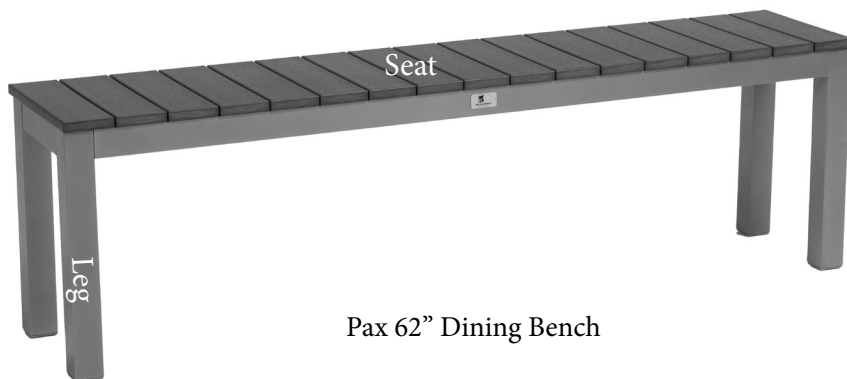
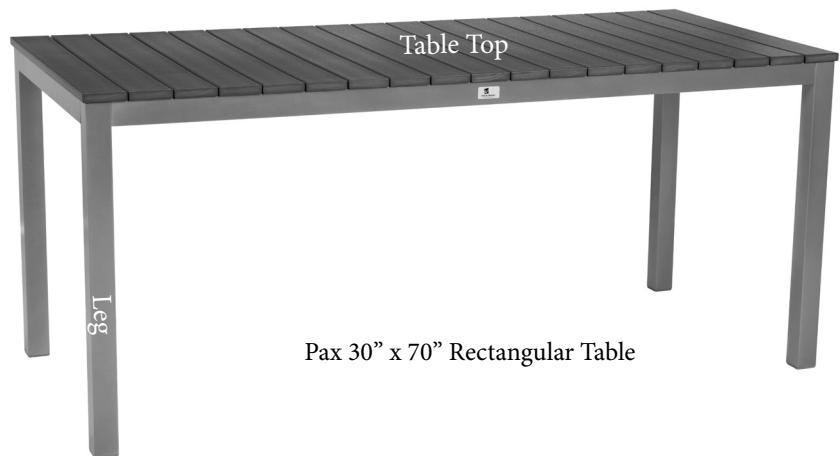


Assembly Directions for Pax 28" & 30"x70" Tables & 62" Dining Bench

PAXST2828D , PAXRT3070D, PAXDB1262



PACKAGE CONTENTS

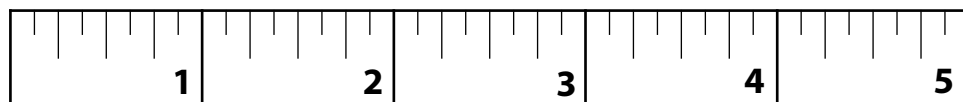
- 1 • Table Top or Bench Seat
- 4 • Legs
- 1 • Hardware Package

HARDWARE PACKAGE

- 8 • $\frac{5}{16}$ " Lock Washers
- 8 • $\frac{1}{4}$ " x $\frac{3}{4}$ " Allen Head Bolts
- 1 • Allen Wrench (included)

TOOLS NEEDED


- Hammer
- Allen Wrench (Included)



Use to measure bolts

Step #1

Set Leg in Position as shown in picture.



Step #2

Fasten the legs using 8 • $\frac{5}{16}$ " Lock Washers,
and 8 • $\frac{1}{4}$ " x $\frac{3}{4}$ " Allen Head Bolts.

