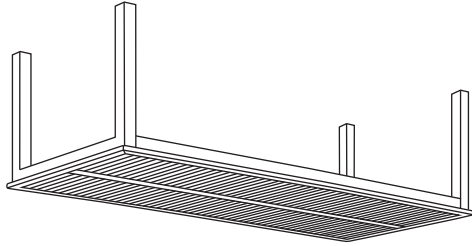


103" TRAVIRA RECTANGULAR TABLE



OXFORD GARDEN

About Materials

Powder coated aluminum takes metal to a new level of durability, as it is both scratch and rust resistant. Tekwood is a wood-alternative developed from polystyrene. Tekwood provides the look of wood without the weathering process or maintenance.

Care Instruction

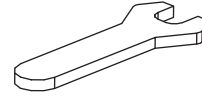
Aluminum and Tekwood require little maintenance, however a regular cleaning is recommended to keep furniture looking new. Wash gently with a mild cleanser, rinse well and let dry.

Warranty

Oxford Garden warrants all outdoor furniture and accessories to be free from manufacturing defects in materials and workmanship. Provided the furniture is assembled correctly and is subjected to normal use, Oxford Garden will cover your outdoor furniture under the following five, three and one year warranties. For more details regarding the Oxford Garden warranty, visit www.oxfordgarden.com/warranty.

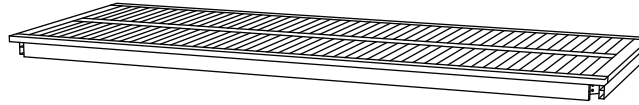
Tools (included)

Hex Wrench
QUANTITY: 1

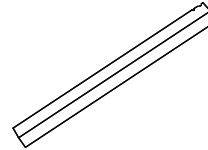


Components

① Table Top Assembly
QUANTITY: 1



② Corner Posts
QUANTITY: 4

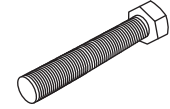


Hardware

A Metal Washers
QUANTITY: 8

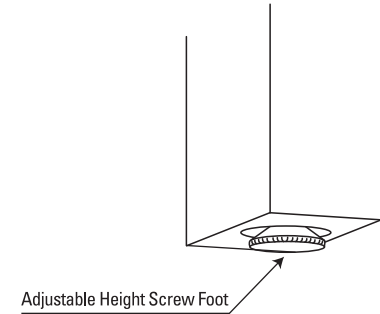


B Bolts
QUANTITY: 8



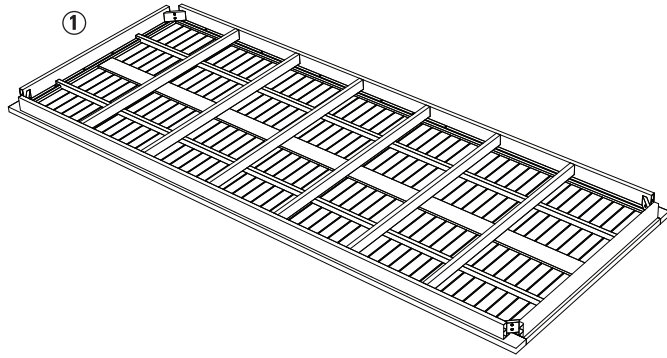
Note

Feet have adjustable height screws to allow the table to be leveled on uneven surfaces if necessary.

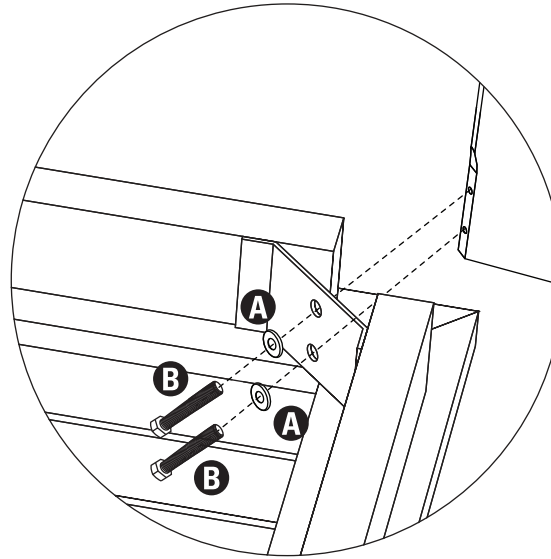


Step 1

On a clean flat surface, lay table ① top upside down.

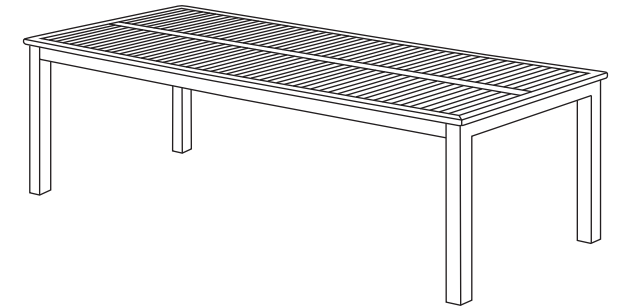


Step 2 (detail)



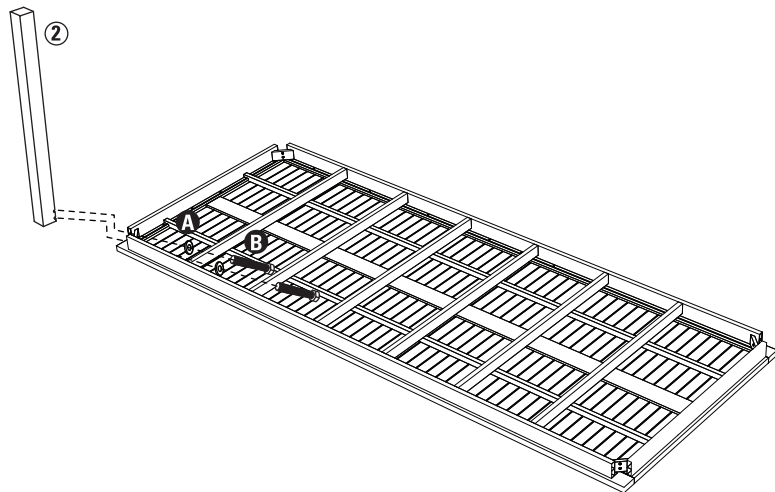
Step 4

Carefully turn the assembled dining table in an upright position.



Step 2

Using the provided wrench, secure corner post to the table top using a **A** washer and bolt **B**.



Step 3

Repeat step 2 for the remaining 3 corner posts.