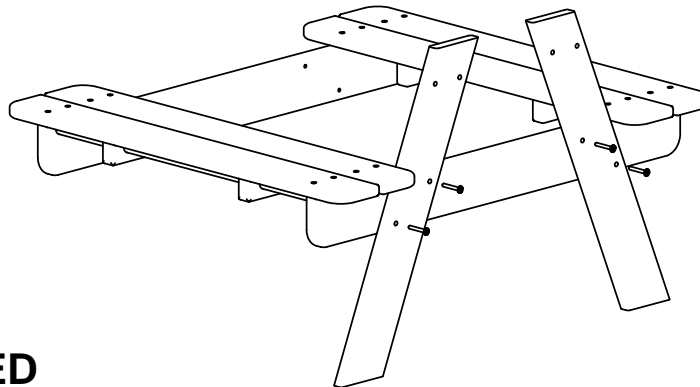


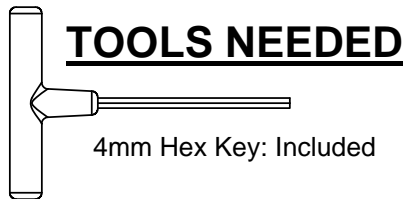
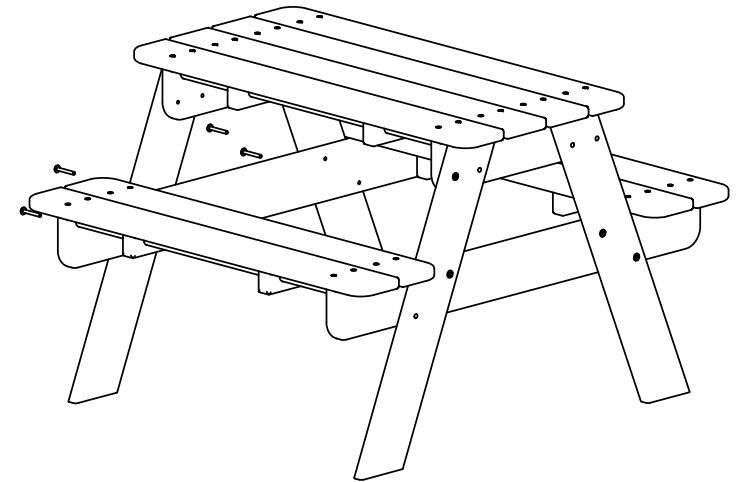
Model: KT130

- (1) Seat
- (4) Legs
- (1) Table top
- (1) Hardware pack

**Step 1**  
Hold the seat on its side.  
Attach legs to seat using (4) 1½" screws.



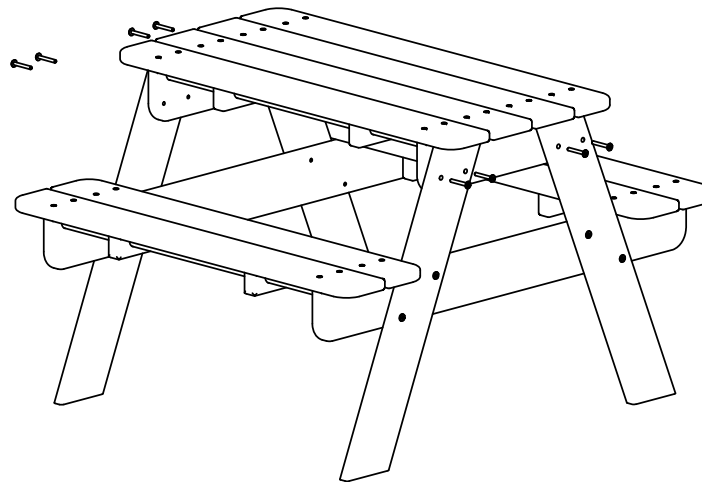
**Step 2**  
Repeat Step 1 on other side.



This Item can be found on  
[www.OutdoorFurniturePlus.com](http://www.OutdoorFurniturePlus.com)

Call 877-595-8543 to order.

**Step 3**  
Attach table top to legs  
using (8) 1½" screws



Qty.	Description
------	-------------

16

A - .27 X 1-1/2 SOCKET WAFER B

