

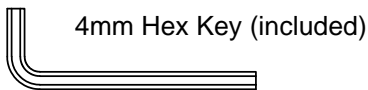
Model:  
TGD200, TGD201, TGD202

- (1) CHAIR
- (2) ARM ASMB (LH/RH)
- (1) HARDWARE PACK


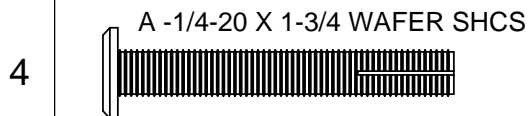
This Item can be found on  
[www.OutdoorFurniturePlus.com](http://www.OutdoorFurniturePlus.com)

Call 877-595-8543 to order.

## TOOLS NEEDED



Qty.	Description
------	-------------



ASSEMBLY INSTRUCTIONS

ALL HARDWARE IS COATED STAINLESS STEEL

### Step 1

Attach back of arm by threading the dowel screw attached to the arm into the pilot hole until the arm is snug against the back leg.

ROTATE  
CLOCKWISE

PILOT HOLE

ROTATE  
CLOCKWISE

INSERT  
NUTS

A

TGD200

TGD201

TGD202

11/30/2012